



Solomon Islands Threshold Program

Monitoring and Evaluation Plan

September 2023

Version 1

TABLE OF CONTENTS

| | |
|--|----|
| Preamble..... | 3 |
| List of Acronyms | 4 |
| Introduction..... | 5 |
| Program and Objective Overview..... | 6 |
| Program Background | 6 |
| Project Logics | 6 |
| I. Accessing Land for Tourism Investment Facilitation (ALTIF) Project Description and Logic | 6 |
| II. Forest Value Enhancement Project (FoVEP) Project Description and Logic | 8 |
| Economic Analysis | 9 |
| ALTIF Economic Analysis | 9 |
| FoVEP Economic Analysis..... | 10 |
| Participants and Projected Beneficiaries..... | 10 |
| Projected Program Participants..... | 10 |
| Projected Program Beneficiaries..... | 11 |
| Monitoring Component..... | 12 |
| Summary of Monitoring Strategy | 12 |
| Standard Reporting Requirements | 13 |
| Data Quality Reviews..... | 13 |
| Evaluation Component..... | 15 |
| Summary of Evaluation Strategy | 15 |
| Independent Evaluation Plans..... | 15 |
| Solomon Islands Threshold Program Evaluation | 16 |
| Scope..... | 16 |
| Methodology..... | 16 |
| Data Sources and Timelines..... | 16 |
| Implementation and Management of M&E | 17 |
| Responsibilities | 17 |
| Cross Cutting Program Support Contractor..... | 17 |
| Millennium Challenge Corporation | 18 |
| Government Post-Program..... | 19 |
| Review and Revision of the M&E Plan..... | 19 |
| M&E Budget..... | 21 |
| ANNEX I: Indicator Documentation Table | 22 |
| ANNEX II: Table of Indicator Baselines and Targets | 29 |
| ANNEX III: M&E Plan Modifications..... | 35 |

PREAMBLE

This Monitoring and Evaluation (M&E) Plan:

- is an extension of the Preliminary M&E Plan included in the Solomon Islands Threshold Agreement signed on January 22, 2022 between the United States of America, acting through the Millennium Challenge Corporation (MCC), and the Government of the Solomon Islands, acting through the Ministry of National Planning and Development Coordination;
- will support provisions described in the Threshold Program Agreement; and
- is governed by and follows the principles stipulated in MCC's *Policy for Monitoring and Evaluation* (MCC M&E Policy).

This M&E Plan is considered a binding document, and failure to comply with its stipulations could result in suspension of disbursements. It may be modified or amended as necessary following the MCC M&E Policy, and if it is consistent with the requirements of the program agreement and any other relevant supplemental legal documents.

LIST OF ACRONYMS

| | |
|------|--|
| CBA | Cost-Benefit Analysis |
| DQR | Data Quality Review |
| EA | Economic Analysis |
| ERR | Economic Rate of Return |
| ITT | Indicator Tracking Table |
| M&E | Monitoring and Evaluation |
| MEE | Monitoring, Evaluation and Economic Analysis |
| MCC | Millennium Challenge Corporation |
| POC | Point of Contact |
| QDRP | Quarterly Disbursement Request Package |

INTRODUCTION

This Monitoring and Evaluation Plan (M&E Plan) serves as a detailed framework for assessing progress towards and achievement of the Solomon Island Threshold Program's project objectives. The M&E Plan is used in conjunction with other documents such as work plans, procurement plans, and financial plans to provide oversight for program implementation and to strive to ensure the program is on track to achieving its intended results. The M&E Plan also serves as a communications tool, so that the Government of the Solomon Islands and other stakeholders clearly understand the results the Program is responsible for achieving.

This M&E Plan provides the following functions:

- *Describes the expected results.* The plan presents the program description, project logics, and economic analysis, including the results that need to be measured under the M&E Plan.
- *Establishes a monitoring framework.* The plan identifies the monitoring and data quality assessment strategies and documents the reporting plan to monitor progress against targets during program implementation.
- *Describes the evaluation plan.* The plan identifies evaluations that will be conducted and presents the plan for each including the evaluation questions, methodologies, and data collection strategies that will be employed.
- *Documents all M&E indicators to measure expected results.* The plan documents all indicators, including their baselines, targets, and data sources to assess program progress, and changes to indicators over time.
- *Includes roles and responsibilities.* The plan includes a description of the roles and responsibilities for the implementation and management of M&E.

PROGRAM AND OBJECTIVE OVERVIEW

Program Background

The Solomon Islands Threshold Program aims to reduce poverty by addressing the country's biggest constraints to economic growth: ineffective management of natural resources in the forestry sector and lack of secure access to land which limits tourism investment. The \$20 million grant agreement was signed and entered into force on January 22, 2022.

This program has 2 projects, the Accessing Land for Tourism Investment Facilitation (ALTIF) Project and the Forest Value Enhancement (FoVEP) Project. For each project, a logic diagram is developed to illustrate how the project's interventions work together to achieve the project Objective, detailing all expected intermediate results along the way.

Project Logics

I. Accessing Land for Tourism Investment Facilitation (ALTIF) Project Description and Logic

The objective of the Accessing Land for Tourism Investment Facilitation (“ALTIF”) Project is to address the land access and investment facilitation issues that have prevented Solomon Islands from realizing its potential in tourism, one of the country's main growth opportunities. The project seeks to achieve this objective by building government capacity to identify investable land and facilitate investment in the sector.

The ALTIF Project consists of a single Activity—the ALTIF Activity. The sub-activities under the ALTIF Activity are:

a. Improve Access to Land and Establish Social License to Operate for the Tourism Investor (“Land Sub-Activity”).

The objective of the Land Sub-Activity is to identify registered land parcels that have a high potential to attract outside tourism investment to Solomon Islands and to support the process by which an investor obtains access to that land via a long-term lease and establishes Social License to operate with the neighboring community, which is necessary for long term land tenure security. Grant funding shall support: (i) identifying land with high potential for tourism investment by employing a tourism investment viability screening process; (ii) educating and supporting investors and communities on Social License issues; (iii) facilitating and assisting investors, landowners, and communities to establish and maintain Social License; and (iv) as needed, assisting communities to formalize rights to land near targeted investment sites.

b. Increasing Tourism Investment through Investment Facilitation (“Investment Facilitation Sub-Activity”).

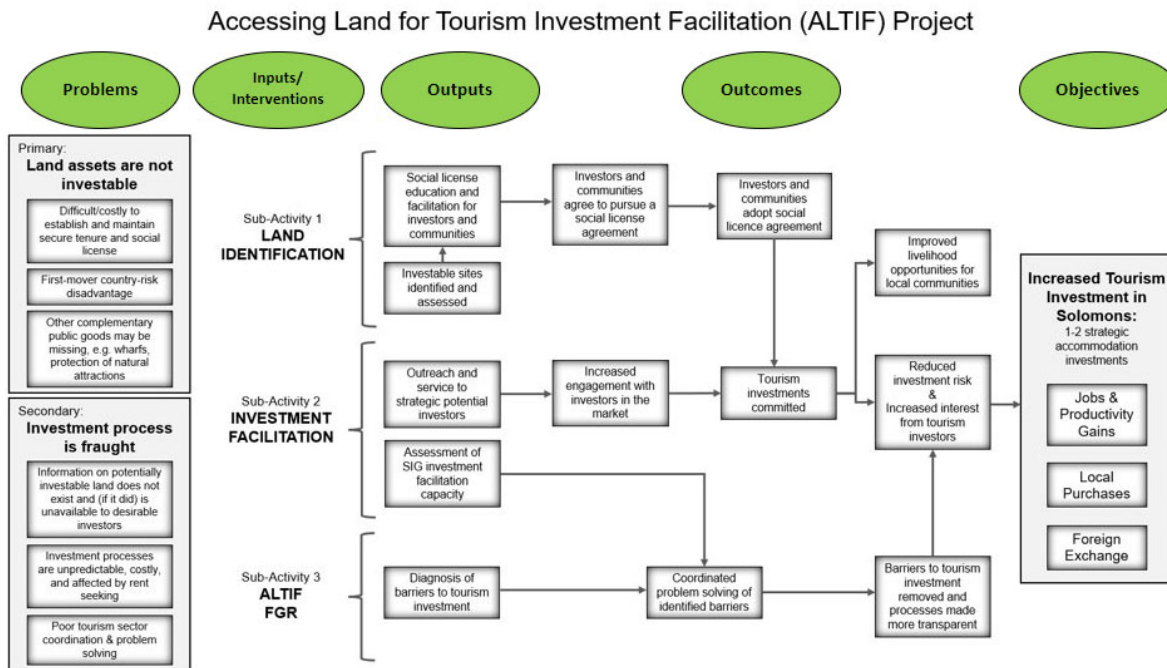
The objective of the Investment Facilitation Sub-Activity is simplifying the investment process to facilitate tourism investment through InvestSolomons, a division of the Ministry of Commerce,

Industries, Labour and Immigration (“MCILI”). This approach shall provide investors definitive information about land parcels available for tourism investment and assistance in navigating the investment process.

c. Facilitated Governance Reform (“ALTIF FGR Sub-Activity”).

The objective of the ALTIF FGR Sub-Activity is to provide a governance structure for the ALTIF Project that facilitates building capabilities and implementing the reforms that are identified by the Land Sub-Activity and Investment Facilitation Sub-Activity. Using a facilitated governance reform (“FGR”) methodology, such as problem driven iterative adaptation (“PDIA”) or similar approach, this Sub-Activity aims to build local ownership and identify and solve problems. Grant funding shall support a task force (the “Tourism Investment Task Force”) to oversee implementation of the ALTIF Project; establish working level teams to advance initiatives and problem solving; and provide coaching to the Tourism Investment Task Force and the working level reform teams.

ALTIF Project Logic



II. Forest Value Enhancement Project (FoVEP) Project Description and Logic

The objective of the Forest Value Enhancement Project (“FoVEP”) is to generate more reliable, sustainable benefits from Solomon Islands’ Forest resources by (i) attenuating negative environmental impacts, (ii) increasing and more equitably sharing the community and national revenues from forest resources, and (iii) achieving a more balanced regulatory and enforcement regime between logging and non-logging uses of forests.

FoVEP consists of a single Activity—the Forest Value Enhancement Activity. The sub-activities under the Forest Value Enhancement Activity are:

a. Forest Management through Payment for Ecosystem Services. (“PES Sub-Activity”)

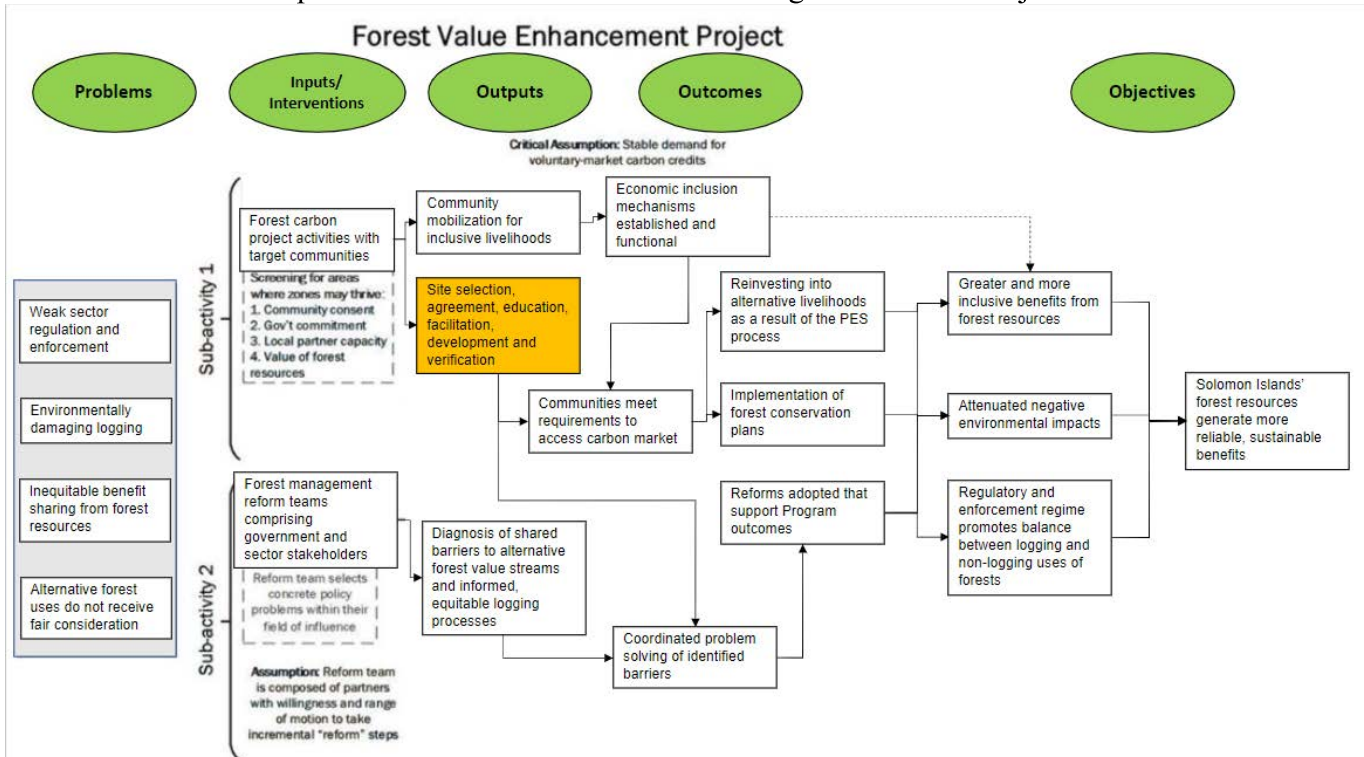
The objective of the PES Sub-Activity is to facilitate community-based forest and land management that is supported by a market-based payment for ecosystem services (“PES”) program in participating project locations. PES programs seek to incentivize better management of ecosystems by providing payments derived from markets for accredited management outcomes. The PES Sub-Activity shall adhere to the Nakau Methodology Framework to facilitate improved environmental, social, and economic benefits derived from participation in forest-based PES market opportunities. The methodology framework was developed by the Nakau Program to apply existing PES verification modalities and development partner requirements to the unique environmental and cultural context of the Pacific region. Grant funding shall support: (i) assessing and establishing an enabling environment for PES project implementation, including project area identification, selection, and engagement; (ii) participating in forest-based PES projects; (iii) marketing and sale of PES credits, including monitoring, marketing, sales and transaction facilitation; (iv) monitoring, reporting and verifying PES program accreditation requirements; (v) developing alternative livelihood opportunities; and (vi) providing input necessary for the FoVEP FGR Sub-Activity to identify and leverage opportunities created by the PES Sub-Activity with relevance for broader forest sector reforms.

b. Policy and Institutional Reforms for Alternative Forest Management. (“FoVEP FGR Sub-Activity”)

The objective of the FoVEP FGR Sub-Activity is to facilitate policy and institutional reforms to improve the environmental performance, equitable sharing of benefits, and regulatory enforcement of the Solomon Islands’ forest sector. Using an FGR methodology, such as PDIA or similar approach, this Sub-Activity aims to facilitate a process for incremental reform in which participants iteratively identify, prioritize, diagnose, and solve constraints to effective governance in the forest sector. The project locations identified in the PES Sub-Activity shall provide a project-specific foundation for the FGR process. This is intended to provide a link between alternative forest management solutions at the local scale identified as part of the PES Sub-Activity and opportunities to improve the scalability and institutionalization of those solutions at provincial or national level through policy and institutional reform or mobilization of political constituencies supportive of forest sector reform in the FoVEP FGR Sub-Activity.

To do so, the FGR process shall operate at three levels. The first level of the process shall consist of a task force (the “FoVEP Task Force”), which shall serve as the Government’s oversight entity

for FoVEP and shall be responsible for convening, authorizing, and supporting the performance of each working level team in alignment with the objectives of the overall process. The second level of the process shall consist of a national-level forest governance accountability working level team to identify and build awareness of measures to improve the application, monitoring, and enforcement of existing forest sector regulations; and support and/or implement initiatives to increase awareness, accountability, and transparency of forest-sector governance in alignment with existing regulations and national policies. The third level of the process shall consist of a sub-national forest management working level team in each participating project jurisdiction. These teams shall identify and address constraints preventing implementation of economically viable PES methods and improved enforcement of forest sector regulations in those jurisdictions.



Economic Analysis

ALTIF Economic Analysis

As depicted in the project logic above, the objective of the ALTIF Project is to address the land access and investment facilitation issues that have prevented Solomon Islands from realizing its potential in tourism, one of the country's main growth opportunities. The project seeks to achieve this objective by building government capacity to identify investable land and facilitate investment in the sector. The ALTIF Project aims to increase tourism investment in Solomon Islands, which is expected to deliver jobs and productivity gains, increased local purchases, and foreign exchange benefits.

Intermediate outcomes expected to support achievement of the ultimate outcomes are (1) facilitation of social licenses between communities and investors, (2) increased engagement with investors in the market, and (3) coordinated problem solving by Government stakeholders. Results expected prior to the end of the Program are: (1) adoption of social licenses in selected sites, (2) committed leads which turn into strategic investments, and (3) lowered barriers to investment and regulatory processes made more efficient and transparent.

FoVEP Economic Analysis

As depicted in the project logic above, FoVEP seeks to address the three negative outcomes derived from status quo mismanagement and weak regulation of forest resources. Namely, the environmental damage caused by unsustainable logging practices, the elite capture of logging benefits, and the regulatory disincentives to forest-derived economic alternatives. The ultimate objective of the program is to generate more reliable, sustainable revenues from Solomon Islands’ natural resources by (1) attenuating negative environmental impacts, (2) increasing and more equitably sharing the community and national benefits of forest resources, and (3) achieving a more balanced regulatory and enforcement regime between logging and non-logging uses of forests.

Intermediate outcomes expected to support achievement of these outcomes are (1) preservation or effective management of forest areas, (2) diversification of forest-derived economic benefits away from strict reliance on logging, and (3) more equitable land use and land governance. Results expected prior to the end of the Program are: (1) delivery of an accredited PES program that is able to sell carbon credits and to establish alternative, non-logging livelihoods in selected communities, and (2) incremental reforms in the forestry sector’s regulatory and enforcement environment based on tangible, identifiable problems within the Government’s purview.

Participants and Projected Beneficiaries

According to the MCC *Guidelines for Economic and Beneficiary Analysis*, beneficiaries of projects are considered individuals that are expected to experience better standards of living due to program activities aimed at increasing their real incomes.

The expected participants for the Solomon Islands Threshold Program are presented in the table below.

Projected Program Participants

| Project | Program Participant Definition |
|----------------|--|
| ALTIF | <ul style="list-style-type: none"> • Solomon Islands Government. • Tourism Investors. • Communities near tourism investment(s). |
| FoVEP | <ul style="list-style-type: none"> • Solomon Islands Government. |

| | |
|--|---|
| | <ul style="list-style-type: none"> • Communities receiving Technical Assistance to access the Payment for Environmental Services market. |
|--|---|

The expected beneficiaries for the Solomon Islands Threshold Program are presented in the table below.

Projected Program Beneficiaries

| Project | Program Beneficiary Definition |
|----------------|--|
| ALTIF | <ul style="list-style-type: none"> • Investor(s) that successfully open an accommodation. • Individuals from the Solomon Islands that that are employed by or provide products or services to the new accommodation(s). |
| FoVEP | <ul style="list-style-type: none"> • Individuals from the Solomon Islands who benefit from avoided loss of forest-based ecosystem services or reinvestment schemes of the carbon-credit money. • Solomon Islands Government that receives income from participating in the Payment for Environmental Services. |

MONITORING COMPONENT

Summary of Monitoring Strategy

The program will be monitored systematically through indicators and progress will be reported regularly during implementation. Monitoring data will be analyzed to allow managers of the Cross Cutting Program Support Contractor and MCC to make programmatic adjustments as necessary with a view towards improving the overall implementation and results of the program.

An indicator is mapped to each result in the project logic diagram to track the project logic over time. MCC M&E distinguishes between four indicator levels: outcome, output, process, and risk/assumption. They are defined below:

Outcome Indicator - An indicator that measures a targeted result of an intervention's outputs. Often many outcome indicators are not monitored during the life of the program, but rather are reported through evaluations after the program is complete.

Output Indicator - An indicator that directly measures the goods or services produced as the direct result of the expenditure of program funds.

Process Indicator - An indicator that measures progress toward the completion of an activity, a step toward the achievement of outputs and a way to ensure the work plan is proceeding on time.

Risk/Assumption Indicator – An indicator that measures a risk or assumption in the project logic.

To ensure that the program is on track to meet its objectives, the indicators will be measured against established baselines and targets, derived from analysis and project design documents. The baseline is the value of an indicator prior to a development intervention, against which progress can be assessed or comparisons made. The target is the expected value for a particular indicator at a particular time and reflect the underlying assumptions made in project design about what the project will likely achieve.

MCC uses common indicators to consistently measure progress across programs in key sectors and report those results to internal and external stakeholders. MCC's relevant common indicators are included in this M&E Plan.

The Indicator Documentation Table defines each indicator by project and can be found in Annex I. Baselines and targets for each indicator are defined in Annex II.

The Cross Cutting Program Support Contractor's Active Monitoring Hub shall consult and assist implementing entities in setting up their data collection plan and reporting templates to report on the relevant indicators included in this plan.

Standard Reporting Requirements

Reporting to MCC: Quarterly Reports

Performance reports serve as a vehicle by which the Cross Cutting Program Support Contractor's management informs MCC of implementation progress. Currently, MCC requires that the Cross Cutting Program Support Contractor submit a Quarterly Report, which must contain an Indicator Tracking Table (ITT). A complete ITT presents the preceding quarters' indicator actuals and current quarter indicator progress against targets set forth in this M&E Plan. The ITT is the main source for MCC's and Cross Cutting Program Support Contractor's internal and external reporting on indicator progress during implementation.

Additional guidance on reporting is contained in MCC's [Guidance to Accountable Entities on the Quarterly Disbursement Request Package](#) and [Indicator Tracking Table Guidance](#).

Reporting to Local Stakeholders

Even though the Quarterly Report is required to be sent to MCC, the Cross Cutting Program Support Contractor should also use these reports and the data included in them to assess progress and performance internally.

Data Quality Reviews

As a data-driven agency, MCC is committed to ensuring all data used in the development, implementation, and evaluation of a project are of good quality. Data quality is essential for maintaining a high level of confidence in MCC's decision making as well as for transparent reporting of MCC's results.

The quality of ITT data is the primary responsibility of the Cross Cutting Program Support Contractor's staff, led by the Cross Cutting Program Support Contractor's Active Monitoring Hub. The Active Monitoring Hub, other Cross Cutting Program Support Contractor staff, as appropriate, and implementing entities should regularly check data quality. The Active Monitoring Hub should verify that all reported data has appropriate source documentation and that calculations have been done correctly. The Cross Cutting Program Support Contractor's Active Monitoring Hub will conduct site visits on a regular basis or whenever requested by MCC, to review the quality of the data gathered through this M&E Plan.

In addition to regular data quality checks by the Cross Cutting Program Support Contractor's staff, Data Quality Reviews (DQRs) will be conducted in accordance with the requirements of the MCC M&E Policy. The objectives of DQRs are to assess the extent to which data meets the standards defined in the MCC M&E Policy.

Note that evaluators are expected to conduct assessments of the quality of all data that will be used as part of the evaluation. Additional Cross Cutting Program Support Contractor-driven data quality reviews of that data are not required.

Each DQR will be thoroughly documented in a report that describes any noted gaps or weaknesses with respect to the data quality standards. The report should also make recommendations for remedying these issues where possible. Where a remedy is not possible or cost-effective, the report should identify replacement indicators or data sources that will address the noted weakness.

The Cross Cutting Program Support Contractor is responsible for ensuring that recommendations produced by DQRs and approved by MCC are implemented. After the data quality report is finalized, the Cross Cutting Program Support Contractor must create an action plan that clearly identifies which of the DQR recommendations the Cross Cutting Program Support Contractor will implement, as well as an associated timeline and next steps for implementing them. This action plan must be submitted in English and reviewed by MCC. Once cleared by MCC, the action plan will be made publicly available on the Cross Cutting Program Support Contractor's website, either as an addendum to the M&E Plan or as an independent document.

It is expected that the entity responsible for the implementation DQR will be either the Active Monitoring Hub staff or hired by the Cross Cutting Program Support Contractor by the end of Year 3 of the program to perform DQRs in Year 4. The DQRs are expected to cover relevant indicators in the ITT. This section will be updated once the DQR Action Plan is complete to reflect the actual dates the DQR was completed, the materials covered, major findings, and key action steps.

EVALUATION COMPONENT

Summary of Evaluation Strategy

While good monitoring is essential for program management, it is not sufficient for assessing whether the expected results of an intervention are achieved. Therefore, MCC and the Cross Cutting Program Support Contractor use evaluation to understand the effectiveness its programs. Evaluation is the systematic collection and analysis of information about the characteristics and outcomes of a project. Detailed guidelines and standards for the preparation, review, and dissemination of evaluations are set forth in MCC’s [Evaluation Management Guidance](#).

According to the MCC M&E Policy, every project in a program must undergo an *independent* evaluation to assess whether it achieved its stated objective. For each of these evaluations, an evaluation firm is contracted by MCC. MCC and the Cross Cutting Program Support Contractor are committed to ensuring that the independent evaluations are rigorously designed to measure the expected results of each project. Each evaluation must answer the following questions:

1. To what extent was the project implemented according to plan (in terms of quantity and quality of outputs)?
2. Did the project achieve its stated objective in the timeframe and magnitude expected, as documented in the M&E Plan? Why or why not?

MCC’s evaluation review process will follow the guidelines outlined in the MCC M&E Policy.

For each independent evaluation, the Cross Cutting Program Support Contractor is responsible for building local ownership and commitment to the evaluation, oversight of the data collection firm (if primary data collection is not managed by the evaluator), quality control of evaluation activities and materials, and local dissemination of evaluation results.

In accordance with the MCC M&E Policy, the results of each evaluation will be disseminated through stakeholder report reviews and presentations. The associated reports, data collection materials, and data sets will be made publicly available on MCC’s website.

Independent Evaluation Plans

The following table summarizes the planned independent evaluations for this program. More detail on each evaluation follows.

| Evaluation Name | Evaluation Type | Evaluator | Primary/ Secondary Methodology | Final Report Date |
|--|------------------------|------------------|---------------------------------------|--------------------------|
| Solomon Islands Threshold Program Evaluation | Performance | TBD | Before/After evaluation | Early 2029 |

Solomon Islands Threshold Program Evaluation

Scope

This evaluation will answer the following core question for each project:

Did the ALTIF Project achieve its targeted objective of building government capacity to identify investable land and facilitate investment in the sector, in the timeframe and magnitude expected? Why or why not?

Did FoVEP achieve its targeted objective of generating more reliable, sustainable benefits from Solomon Islands' forest resources by (i) attenuating negative environmental impacts, (ii) increasing and more equitably sharing the community and national revenues from forest resources, and (iii) achieving a more balanced regulatory and enforcement regime between logging and non-logging uses of forests, in the timeframe and magnitude expected? Why or why not?

The answer to the first part of this question will be based on the objective-level indicator(s) described in Annex I and II. The second part of the question will be answered by analyzing the remaining indicators in the project logic, as also described in Annex I and II. For ALTIF, the project team's rationale for setting the objective target of 1 new 3- or 4-star accommodation investment closed by 2026 is documented in Annex II. For FoVEP, the project team's rationale for setting the target of 6,000 hectares of avoided deforestation in Payment for Ecosystem Services zones by 2025 is documented in Annex II.

Methodology

The evaluation is expected to be a performance evaluation relying on a before-after methodology to assess achievement of the objective.

Data Sources and Timelines

The evaluation will collect and/or analyze data from the following sources and produce the following reports:

| Name of Data Source | Data collection Timing | Report Name | Report Publication Timing |
|--|------------------------|--------------|---------------------------|
| Pre- and Post-Program Interviews with key informants | 2022-2028 | Final Report | 2029 |
| Site visits | | | |
| ITT-data and program documentation review | | | |

More detail on the design of this evaluation will be provided in the independent evaluator's Evaluation Design Report (EDR) after the evaluator is hired and the EDR is finalized.

IMPLEMENTATION AND MANAGEMENT OF M&E

Responsibilities

This section describes the M&E responsibilities of the Cross Cutting Program Support Contractor, MCC, and the government after the program has ended.

Cross Cutting Program Support Contractor

The Cross Cutting Program Support Contractor's Active Program Monitoring Hub will be composed of a Monitoring & Evaluation (M&E) Lead Expert who will have the key responsibility of leading and managing all M&E activities; and M&E Coordinator who will support the Lead Expert in performing the M&E activities. Additionally, the Active Program Monitoring Hub may hire short-term support on an as needed basis. The Active Program Monitoring Hub will carry out, or hire contractors to complete the following and other related activities:

- Lead the development and periodic updates of the Solomon Islands Threshold Program's M&E Plan, in accordance with MCC policies and guidelines and in coordination with MCC and relevant stakeholders.
- Lead the implementation of the monitoring component of the Solomon Islands Threshold Program's M&E Plan to provide timely and relevant input to project management and external reporting, including:
 - Define the performance indicators to be monitored along with their baselines and targets in collaboration with project teams.
 - Identify critical data gaps or data quality issues related to the M&E Plan indicators and design and implement a plan to resolve these issues and build capacity with the party that produces the data (e.g., government entities or project implementers).
 - Work with implementers and Implementing Entities to ensure that there is a shared understanding of relevant indicators and other requirements.
 - Produce the ITT. This should include reviewing all of the ITT data on a quarterly basis, checking inconsistent values with project leads and reporting entities, and submitting supporting documentation for all data that is reported.
 - Conduct a Data Quality Review of monitoring data reported by the Cross Cutting Program Support Contractor as well as likely sources of future monitoring data (i.e. data sources identified in the M&E Plan) and implement a plan to address any identified weaknesses.
 - Design and implement field assessments of progress towards the achievement of outputs and intermediate outcomes, especially in situations where concerns have been raised regarding data quality or validity.
 - Disseminate information from the approved ITT to relevant stakeholders in the Solomon Islands and to MCC.
- Support the design and implementation of the evaluation component of the Solomon Islands M&E Plan to promote accountability and learning, including:
 - Provide data and documentation required to inform the design and implementation of evaluations to MCC and independent evaluators.
 - Monitor adherence to the project design and implementation plans and report any deviations to the independent evaluator.

- Review evaluation reports, survey instruments, and other materials produced by each of the evaluators hired by MCC to conduct independent evaluations.
- Manage local stakeholder reviews of evaluation reports and materials if these occur during Threshold Program Implementation.
- Review survey firms' scopes of work and deliverables for independent evaluations.
- Organize meetings/events for the dissemination of evaluation findings for each evaluation report if these occur during Threshold Program Implementation.
- Maintain close collaboration and integration between the Active Program Monitoring Hub and project teams to ensure that Active Program Monitoring Hub's data and analysis is accurate, up-to-date, and supports evidence-based project design and management.
- Maintain regular communication with Cross Cutting Program Support Contractor's leadership, MCC M&E and Economic Analysis staff to provide updates on the status of the Active Program Monitoring Hub activities and to communicate risks related to the progress of implementation or the achievement of results.
- Manage the M&E budget and provide updates to MCC on commitments and disbursements on a quarterly basis.
- Manage the procurements and contracts funded by the M&E budget and report progress to MCC on a quarterly basis.

The M&E Lead Expert will be a part of the Cross Cutting Program Support Contractor's internal Active Program Monitoring Hub. Collaboration with the procurement team will be very important to prepare and conduct timely procurement of M&E related contracts.

Seminars, workshops, elaboration and distribution and dissemination of M&E materials shall be conducted in close cooperation with the Cross Cutting Program Support Contractor's Communications Unit.

Millennium Challenge Corporation

MCC will carry out the following aspects of M&E:

- Support the Cross Cutting Program Support Contractor's Active Monitoring Hub and other implementers by providing technical assistance on the above-mentioned tasks, notably:
 - Support in the development and updating of the M&E Plan, including facilitating discussions with the MCC country team, and drafting and maintaining the following sections: Economic Analysis, Participants and Projected Beneficiaries, and the Evaluation Component.
 - Participate in all Data Quality Reviews, including attending associated workshops and providing technical expertise on all deliverables.
- Manage high-quality independent evaluations
 - Develop the scope of work and procure one or more independent evaluators.
 - Fund and manage evaluator contract(s).
 - Convene MCC's Evaluation Management Committee to review key evaluation deliverables and make decisions about the evaluation design and implementation.
 - Facilitate evaluation coordination with the accountable entity, implementers, and other local stakeholders.
- Review and clear on ITTs as part of the Program Quarterly Reports, plus flag for the MCC country team any risks to results found in ITT data.

- Maintain close collaboration and integration between the Active Program Monitoring Hub and the MCC country team to ensure that the Active Program Monitoring Hub’s data and analysis is accurate, up-to-date, and supports evidence-based project design and management.
- Clear on the use M&E program funds and procurements.
- Package ITT data and evaluation results for learning and lead dissemination efforts to inform MCC decisions.

Government Post-Program

To prepare for post-program evaluation, the Cross Cutting Program Support Contractor, with agreement from the Government of the Solomon Islands, should identify a post-program point of contact (POC) for MCC at least one year before the program ends and work with that POC to build understanding of the MCC program and evaluation process. The POC should be part of the Government of the Solomon Islands’ entity that will support post-program evaluation. Specifically, post-program the Government will:

- support the collection of primary data or efforts to obtain secondary data from other stakeholders
- commit to reviewing evaluation deliverables that are submitted post-program
- facilitate review of post-program evaluation deliverables by relevant project stakeholders
- support dissemination of evaluation results.

This section will be updated with Government commitments related to dissemination (such as providing venues for and organizing dissemination presentations) before closure.

Review and Revision of the M&E Plan

The M&E Plan is designed to evolve over time, to ensure the plan remains up to date and consistent with design documents and project work plans, and to incorporate lessons learned for improved performance monitoring and measurement. The M&E Plan must be kept as current as possible, including conducting revisions as needed and feasible. At a minimum, one comprehensive review of the M&E Plan, with related updates and revisions, must take place during the life of the program. M&E Plans must be reviewed and amended, if appropriate, after a modification to the program’s scope has been approved by MCC. MCC may withhold disbursements of program funding if the M&E Plans is not being kept up to date.

MCC M&E distinguishes between major and minor changes to the M&E Plan (i.e., modifications) and major and minor M&E Plan revisions. Major modifications are limited to changes to the project logics, baselines, targets, and indicator definitions, adding new indicators and retiring existing indicators. All other modifications are considered minor. Those major modifications, as well as a justification for why the change was made (for changes to indicators only), must be documented in Annex III of this M&E Plan. This Annex summarizes all major modifications between program signing and the current version of the M&E Plan. Minor modifications are not required to be tracked in Annex III.

The revision and approval process must follow the MCC M&E Policy. At a minimum, one comprehensive review of the M&E Plan, with related updates and revisions, must take place during the life of the program.

M&E BUDGET

The budget for the implementation of the proposed M&E activities for the term of the Solomon Islands Threshold Program is approximately \$936,000. This M&E budget includes \$340,000 to support the Cross Cutting Program Support Contractor's Active Program Monitoring Hub.

During the term of the program, data-quality reviews and surveys will be funded through the M&E budget in the Solomon Islands Threshold Program. However, evaluation design, post-program data collection, and analysis are funded directly by MCC.

ANNEX I: INDICATOR DOCUMENTATION TABLE

| Project Logic Result | CI Code | Indicator Code | Indicator Level | Indicator Name | Definition | Unit of Measure | Disaggregation Type | Primary Data Source | Responsible Party | Frequency of Reporting | Indicator Type | Additional Information |
|---|---------|----------------|-----------------|--|---|-----------------|-------------------------------|--|---------------------------------------|------------------------|-------------------|--|
| Accessing Land for Tourism Investment Facilitation ("ALTIF") | | | | | | | | | | | | |
| Project-wide | | | | | | | | | | | | |
| Increased tourism investment in Solomon Islands (OBJECTIVE-LEVEL) | | | Outcome | New 3- or 4-star accommodation investments closed | Financial close would occur when there is a lease agreement signed for the land and mutually accepted social license agreement between investor and community. | Number | | Ministry of Culture and Tourism (MCT) | Ministry of Culture and Tourism (MCT) | Quarterly | ITT indicator | |
| | | | Outcome | Value of investment generated | Project activities target an impact of \$6M of investment generated within one year of project end. The financing target assumes one accommodation investment and/or tourism-enabling supporting infrastructure and services (IFC own account or other) totaling \$8-10m. The project logframe follows the Promotions Workstream methodology at 70% attribution. | US dollars | | Investor(s) | IFC | Semi-Annual | Non-ITT indicator | |
| Jobs and Productivity Gains (OBJECTIVE-LEVEL) | | | Outcome | Estimated number of full-time equivalent jobs hired by targeted tourism investments. | Direct labor from host community, employed by the new accommodations when in operation. To estimate the number of full-time equivalent jobs created by targeted tourism investments, data will be collected on the number of people employed in various positions related to the investment, such as hotel staff, tour guides, and support staff. | Number | Sex (female/male) | Actuals from investor records, confirmed by community. | Evaluator | Quarterly | ITT indicator | These figures can then be adjusted to reflect the number of hours worked and the proportion of full-time vs. part-time employees, to arrive at an estimate of the total number of FTE jobs created. Baselines and targets will be provided by Tetra Tech, and potentially other investors. Actuals will be reported during the operations phase of the tourism investment. |
| Local Purchases (OBJECTIVE-LEVEL) | | | Outcome | Value of local purchases by tourism investors | Annual US dollar value of local purchases during the operation phase, for new accommodation(s). | US dollars | Sex of owner(s) (female/male) | Actuals from investor records, confirmed by community. | Evaluator | Quarterly | ITT indicator | Data may be collected on the amount of money spent by the tourism investors on goods and services provided by local businesses during the construction and operation phases of the investment. This might include purchases of construction materials, food and beverages, transportation services, and other goods and services required for the tourism operation. The total value of these purchases can then be calculated in US dollars using prevailing exchange rates. Baselines and targets will be provided by Tetra Tech, and potentially other investors. Actuals will be reported during the operations phase of the tourism investment. |
| | | | Outcome | Number of people benefiting from local purchases by tourism investors | Number of community members selling to investors during the operation phase, for new accommodation(s). | Number | Sex (female/male) | Actuals from investor records, confirmed by community. | Evaluator | Quarterly | ITT indicator | This measures the total number of community members who sell goods or services to the tourism investor during the construction and operation phases of the new accommodation(s), disaggregated by gender of the recipient. Baselines and targets will be provided by Tetra Tech, and potentially other investors. Actuals will be reported during the operations phase of the tourism investment. |
| Foreign Exchange (OBJECTIVE-LEVEL) | | | Outcome | Number of tourist arrivals from abroad | Number of arrivals to Solomon Islands ports of entry who state "Tourism" is the primary motive for travel. Proxy for the net positive foreign exchange effect of increased tourism. | Number | | Solomon Islands Statistics Office | Solomon Islands Statistics Office | Other | Non-ITT indicator | This is a SIG report that MCC will use as context for the program to understand if the number of tourist visiting the Solomon Islands is increasing. We do not know when this report will be published, as it should be published annually but is often delayed. |
| Improved livelihood opportunities for local communities | | | Outcome | Number of external livelihood opportunities developed | Number of livelihood opportunities developed that benefit the local community but are not bought by tourism investor/hotel. For this indicator, livelihood opportunities could include things other than "value of local purchases by tourism investors" for example, selling artisan crafts to hotel guests at kiosk at hotel or local tours offered by community marketed direct to hotel guests. | Number | Sex of owner(s) (female/male) | Investor records and Social License agreements | Evaluator | Quarterly | ITT indicator | External livelihood opportunities may be more difficult to track and measure than other indicators, as they are not directly tied to a specific monetary value or transaction. Nonetheless, they can be important for understanding the broader impacts of tourism investments on the local community. Actuals will be reported during the operations phase of the tourism investment. |
| Reduced investment risk and increased interest from tourism investors | | | Outcome | Value of blended finance instruments committed | Total value in US dollars of blended finance instruments realized by the Threshold Program to minimize risk for committed investors. | US dollars | | Blended finance project documentation | DT Global | Quarterly | ITT indicator | |
| | | | Outcome | Number of blended finance instruments committed | Number of blended finance instruments realized by the Threshold Program to minimize risk for committed investors. | Number | | Blended finance project documentation | DT Global | Quarterly | ITT indicator | |
| | | | Outcome | Value of finance unlocked by MCC-provided instrument | Total value in US dollars of financial support secured by committed investors benefiting from blended finance instruments realized by the Threshold Program. | US dollars | | Blended finance project documentation + Investors | DT Global | Quarterly | ITT indicator | |
| Tourism investments committed | | | Outcome | Number of committed leads | The active lead turns into a committed lead when the investment decision is official through a public announcement or the signing of a contract with the government. | Number | | Investor(s) MCT+InvestSolomons | IFC | Semi-Annual | ITT indicator | |

| Project Logic Result | CI Code | Indicator Code | Indicator Level | Indicator Name | Definition | Unit of Measure | Disaggregation Type | Primary Data Source | Responsible Party | Frequency of Reporting | Indicator Type | Additional Information |
|--|---------|----------------|-----------------|---|---|-----------------|-------------------------------|--|-------------------|------------------------|-------------------|---|
| Barriers to tourism investment removed and processes made more transparent | | | Outcome | More transparent and efficient regulation of tourism investment | MCT will develop a baseline process map and an end-of-program process map tracking the process that an investor goes through to realize a tourism investment. | Number | | MCT | Evaluator | Other | Non-ITT indicator | We expect the baseline process map in program year 2, and the end-of-program process map in program year 4. |
| Improve Access to Land and Establish Social License to Operate for the Tourism Investor ("Land Sub-Activity") | | | | | | | | | | | | |
| Investors and communities adopt social license agreement | | | Outcome | Number of social license agreements achieved | Number of social license agreements, with benefit sharing plans (including jobs and business opportunities), that are approved by the community and the tourism investor. | Number | | Documentation includes signed agreements | Tetra Tech | Quarterly | ITT indicator | Data may be collected on the number of agreements that have been negotiated, approved, and implemented for a specific tourism investment project. This might include documentation of meetings between community representatives and the tourism investor, records of negotiations and agreements, and evidence of community approval of the agreements. The total number of social license agreements achieved can then be calculated as a whole number. |
| | | | Outcome | Number of gender/inclusion recommendations implemented | Count the number of recommended improvements to policies/procedures that have been implemented/adopted by Advisory Services clients to improve their gender and/or inclusion performance and/or policy and practices. Implementation of recommendations focused on increasing participation of women and other under-represented groups maybe accounted here . | Number | | IFC + Recipient stakeholders | IFC | Semi-Annual | ITT indicator | |
| | | | Outcome | Percentage of social license-threatening disputes resolved | Number of disputes resolved divided by the number of disputes identified. Disputes can occur before-during- after negotiations. More formalized dispute resolution will be in construction and operation phase. | Percentage | | TBD | Tetra Tech | Quarterly | ITT indicator | <p>Social license-threatening dispute may vary depending on the specific context and circumstances of the investment. However, in general, these disputes may relate to issues such as environmental impacts, community engagement, or benefit sharing. Resolving these disputes in a timely and effective manner can be critical for maintaining positive relationships between the tourism investor and the local community, as well as for ensuring the long-term sustainability of the investment. Can come in various sources, including:</p> <ol style="list-style-type: none"> 1. Community engagement meetings and consultations where disputes are discussed and resolved. 2. Records of legal disputes or complaints related to the project that were filed with relevant authorities. 3. Reports and feedback from "others" who may have been engaged to assess the project's social and environmental performance. 4. Surveys or interviews with community members, project staff, or other stakeholders to gather feedback on the effectiveness of dispute resolution mechanisms. <p>Multiple sources of data should be used to triangulate and validate the information to ensure accuracy and reliability.</p> |
| Investors and communities agree to pursue a social license agreement | | | Outcome | Number of unique, potential benefit streams agreed upon between investor and communities in the area | Number of unique benefit streams agreed to during negotiation of social license agreements. | Number | Sex of owner(s) (female/male) | TBD | Tetra Tech | Quarterly | ITT indicator | To document the specific benefit streams that have been agreed upon, as well as which communities and sites they apply to. This information can be used to evaluate the effectiveness of the negotiation process, to identify any gaps or areas for improvement, and to inform future investment decisions. Documentation of the negotiation process and resulting agreements between the investor and the community. This include meeting minutes, official contracts or agreements, or other written records of the negotiations and agreements reached. Other potential sources of data could include surveys or interviews with community members or representatives, as well as documentation of any outreach or engagement efforts by the investor to understand and address community concerns and interests. |
| | | | Outcome | Number of unique, benefit streams identified by community prior to negotiations/discussions with investor | Benefit streams include direct employment, service- and input-providers, document who identifies benefit streams (women/men and fishers/agriculturalists and artisans.) | Number | Sex (female/male) | Summary document of benefit streams identified by the community (with CEP facilitation) | Tetra Tech | Quarterly | ITT indicator | Data may be collected on the different potential benefits that the community believes the tourism investment project could bring to the local area. These benefits might include direct employment opportunities, the development of local businesses, the provision of infrastructure and services, and other community benefits. The total number of unique benefit streams identified can then be calculated as a whole number. The data may also be disaggregated by different groups within the community, such as women and men or different sectors, to provide a more detailed understanding of the community's priorities and needs. Should be reported on by site. |
| Social license education and | | | Output | Number of individuals provided awareness-raising trainings about tourism investments and social license | Number of unique individuals that attend workshops, meetings, and training sessions. The target audience of the awareness-raising activities is government officials, community members, and tourism investors. Topics covered in the awareness-raising activities include benefits and risks of tourism investments. | Number | Sex (female/male) | Records and documentation of the training sessions, workshops, and meetings where the awareness-raising activities took place. | Tetra Tech | Quarterly | ITT indicator | Surveys and interviews with participants and stakeholders can also be used to gather data on the number of individuals who received awareness-raising on tourism investments and social license |

| Project Logic Result | CI Code | Indicator Code | Indicator Level | Indicator Name | Definition | Unit of Measure | Disaggregation Type | Primary Data Source | Responsible Party | Frequency of Reporting | Indicator Type | Additional Information |
|---|---------|----------------|-----------------|---|--|-----------------|---------------------|--|-------------------|------------------------|-------------------|--|
| Facilitation for investors and communities | | | Output | Percentage of women on community governance committees | Percentage of women that serve on community governance committees = number of women that serve on community governance committees / total number of individuals on community governance committees. | Percentage | Input | Meeting minutes or documentation of community assemblies. | Tetra Tech | Quarterly | ITT indicator | These measures may include the establishment of community development committees, the formation of local cooperatives, or the implementation of participatory planning processes, and inclusiveness will be measured by percentage participation by women. It is important to note that the quality and effectiveness of these governance measures may vary widely depending on the specific context and the level of community participation and empowerment. |
| Social license education and facilitation for investors and communities | | | Output | Number of women on community governance committees | Total number of women that serve on community governance committees. | Number | | Meeting minutes or documentation of community assemblies. | Tetra Tech | Quarterly | ITT indicator | |
| | | | Output | Total number of individuals on community governance committees (gender) | Total number of individuals on community governance committees. | Number | | Meeting minutes or documentation of community assemblies. | Tetra Tech | Quarterly | ITT indicator | |
| | | | Output | Percentage of youth on community governance committees | Percentage of youth that serve on community governance committees = number of youth that serve on community governance committees and / total number of individuals on community governance committees. Youth is defined as ages 15-34. | Percentage | Input | Meeting minutes or documentation of community assemblies. | Tetra Tech | Quarterly | ITT indicator | These measures may include the establishment of community development committees, the formation of local cooperatives, or the implementation of participatory planning processes, and inclusiveness will be measured by percentage participation by youth age 15-34. It is important to note that the quality and effectiveness of these governance measures may vary widely depending on the specific context and the level of community participation and empowerment. |
| | | | Output | Number of youth on community governance committees | Total number of youth that serve on community governance committees. Youth is defined as ages 15-34. | Number | | Meeting minutes or documentation of community assemblies. | Tetra Tech | Quarterly | ITT indicator | |
| | | | Output | Total number of individuals on community governance committees (age) | Total number of individuals on community governance committees. | Number | | Meeting minutes or documentation of community assemblies. | Tetra Tech | Quarterly | ITT indicator | |
| | | | Output | Resistance to tourism investment | This indicator should decrease if the project is successful. Survey-based measure asking community members if they welcome tourism or are opposed to it. | Percentage | | Surveys or interviews with community members, local organizations, or government officials to gauge their attitudes towards tourism investment and any changes over time. | Tetra Tech | Other | Non-ITT indicator | Measurement is the difference (reduction), as a percentage, of the community opposed to the investment, comparing pre- and post-engagement. For example, the target of 25 percent means the percentage of people opposing tourism has been reduced by 25 percent as compared before/after CEP engagement (not a reduction of 25 percentage points, but rather a 25% reduction of the percentage of the community opposed. So if 50% of the community were opposed beforehand, then meeting the 25% target would mean that percentage would be reduced to 37.5%). Will be measured at onset of, and after, engagement by CEP. |
| Investable sites identified and assessed | | | Output | Number of investable sites identified | Sites that are identified and assessed according to project's custom methodology, and then included in the national investable site inventory. Excludes sites identified under previous project, but may include new sites in Western Province and/or sites that were assessed and initially excluded from the inventory, but become viable during the project period. | Number | | IFC + MCT | IFC | Semi-Annual | ITT indicator | |
| | | | Output | Number of preliminary (Desktop) Risk Assessments performed | Written report of assessment of tenure risk and community governance risk. | Number | | Finalized (Desktop) Risk Assessment | Tetra Tech | Quarterly | ITT indicator | Useful indicator measuring the extent to which a tourism project or investment is seeking to mitigate any negative impacts on local communities and ensure that tenure and governance rights are respected. Data may come from online research, surveys, and interviews with key informants and experts |
| | | | Output | Number of Risk Assessments with site visits | Revision of preliminary/desk top report after including a site visit. | Number | | Finalized Risk Assessments with site visits | Tetra Tech | Quarterly | ITT indicator | The number and type of follow-up actions taken in response to the assessments can provide an indication of the effectiveness of the assessment process in identifying and mitigating risks. Reporting data may also come from related studies, data from relevant government agencies and NGOs, and field visits and site inspections. |
| | | | Output | Number of medium to high risk sites eliminated | Sites eliminated by MCT/IFC based on CEP risk assessments. | Number | | Field assessments/investigations conducted by the team plus data and information obtained from relevant databases, such as land registries, land titles, and other relevant sources. | Tetra Tech | Quarterly | ITT indicator | Field assessments include site visits, interviews with stakeholders, and collection of data on potential risks and impacts, reviews of existing data sources, and consultations and engagement with relevant stakeholders, including local communities, indigenous groups, civil society organizations, and government agencies. |

| Project Logic Result | CI Code | Indicator Code | Indicator Level | Indicator Name | Definition | Unit of Measure | Disaggregation Type | Primary Data Source | Responsible Party | Frequency of Reporting | Indicator Type | Additional Information |
|---|---------|----------------|-----------------|---|---|-----------------|---------------------|-------------------------------------|-------------------|------------------------|----------------|---|
| Increasing Tourism Investment through Investment Facilitation ("Investment Facilitation Sub-Activity") | | | | | | | | | | | | |
| Increased engagement with investors in the market | | | Outcome | Number of active leads | This counts the annual number of active and serious investment projects the IPA is actively working with investors on (new investments or expansions), i.e. it has gone beyond just interest or exploration and looking at a specific potential investment. Active and serious is defined as the IPA's Customer Relationship Management (CRM) or recording system attests to: (i) there is a clear sponsor/firm behind the project and (ii) there has been active involvement/engagement with the IPA. The IPA has been providing support for a year or at least a minimum of 6 months. | Number | | Investor(s), and MCT+InvestSolomons | IFC | Semi-Annual | ITT indicator | |
| Outreach and service to strategic potential investors | | | Output | Number of firms receiving assistance from IFC-supported IPA agencies | Number of unique firms to whom MCT/InvestSolomons are providing assistance on investment entry. This indicator captures output-level support given by IFC-supported partners to prospective investors before they reach the 'active lead' stage. As this project is a continuation of 602286 and IP specifies leveraging investable sites, materials and leads derived from the earlier phase of work under Component 1, this indicator may also include investors receiving IPA support utilizing these pre-existing resources. | Number | | Investor(s), and MCT+InvestSolomons | IFC | Semi-Annual | ITT indicator | |
| | | | Output | Number of enquiries on investable sites | Enquiry in-person, via email, webinar or phone call from prospective investor requesting further information on investable sites included in inventory. Count includes total number of sites that receive enquiries, which may include multiple sites requested by a single investor. Enquiries will be limited and likely from the pre-existing Western Province portfolio - does not correlate to number of sites, nor locations identified under C3. | Number | | Investor(s), and MCT+InvestSolomons | IFC | Semi-Annual | ITT indicator | |
| | | | Output | Number of reports completed | Number of reports completed by IFC or third party consultants: counts feasibility studies, sector or market studies, diagnostic assessments, business plan/strategy and implementation plans, road maps, best industry standards, lessons learned, policy papers, flagship reports guidelines, research/study findings/publications, case studies, evaluation reports, operations manuals; includes knowledge management publications. The report could be newly developed or revised. | Number | | IFC | IFC | Semi-Annual | ITT indicator | |
| Assessment of SIG investment facilitation capacity | | | Output | Number of gender/inclusion recommendations | Counts number of recommendations made to Advisory Services clients to improve their gender and/or inclusion performance and/or policy/practices. Recommendations focused on increasing participation of women and other under-represented groups may be counted here. | Number | | IFC + Recipient stakeholders | IFC | Semi-Annual | ITT indicator | |
| | | | Output | Number of Solomon Islands Government entities receiving advisory services | Number of unique government entities to whom IFC is providing direct Advisory Services. Any form of Advisory Services should be counted here including training for Micro, Small, and Medium Enterprises, workshops, conferences, entities receiving in-depth assistance, etc. This indicator is the broadest measure of how many entities received some form of assistance from IFC Advisory Services. | Number | | IFC + Recipient stakeholders (SIG) | IFC | Semi-Annual | ITT indicator | |
| Facilitated Governance Reform ("ALTIF FGR Sub-Activity") | | | | | | | | | | | | |
| Barriers to tourism investment removed and processes made more transparent | | | Outcome | Number of recommendations implemented | This relates to output indicator "Number of recommendations made". Counts the number of recommended improvements to policies/procedures that have been implemented/adopted. | Number | | IFC + TITF | IFC | Semi-Annual | ITT indicator | |
| | | | Outcome | Updated list of barriers to tourism investment assessed and compiled | Barriers include problems identified by task forces and/or working groups as part of the FGR problem analysis methodology. | Number | | FGR Documentation | DT Global | Quarterly | ITT indicator | Every year, FGR partners will assess the barriers to balanced use of forest resources and revise/add/delete barriers as needed. This updated list will be submitted to MCC each year. |

| Project Logic Result | CI Code | Indicator Code | Indicator Level | Indicator Name | Definition | Unit of Measure | Disaggregation Type | Primary Data Source | Responsible Party | Frequency of Reporting | Indicator Type | Additional Information |
|--|---------|----------------|-----------------|--|--|------------------------|--|--|----------------------|------------------------|-------------------|---|
| | | | Outcome | Barriers identified for which the FGR process helps find solutions | Percentage of assessed and compiled barriers that are addressed via the FGR process. "Addressed" means that the barrier was selected for intervention or reform, and demonstrable progress was achieved in overcoming it. | Percentage | | FGR Documentation | DT Global | Quarterly | ITT indicator | Barriers addressed divided by total barriers identified |
| Coordinated problem-solving of identified barriers | | | Outcome | Satisfaction level of ALTIF task force members on status of task completion/results | Percentage of task force members who report being somewhat or very satisfied with the progress of FGR operations. | Percentage | Sex (female/male) | Annual FGR participant satisfaction survey. | DT Global | Annual | ITT indicator | Includes individual participants in Tourism Investment Task Force. |
| | | | Outcome | Satisfaction level of ALTIF reform team(s) members on status of task completion/results | Percentage of reform team members who report being somewhat or very satisfied with the progress of FGR operations. | Percentage | Sex (female/male) | Annual FGR participant satisfaction survey. | DT Global | Annual | ITT indicator | Includes individual participants in all ALTIF reform teams. |
| | | | Outcome | Percentage of unique individuals actively participating in the FGR process | Active participation is defined as consistent attendance (50%+ scheduled sessions) over the course of a year. Active participants/total participants. | Percentage | Sex (female/male) | Attendance sheets and minutes | DT Global | Annual | ITT indicator | Compiled from list of individual participants in all task forces and reform teams. |
| Diagnosis of barriers to tourism investment | | | Output | Number of recommendations made | Number of policies/procedures/practices and/or corporate documents that IFC Advisory Services has recommended for improvement or elimination. These outputs are typical for institution / capacity building Advisory Services in which operations manuals or procedures are developed to help. | Number | | IFC + TITF | IFC | Semi-Annual | ITT indicator | |
| | | | Output | National-level task force begins operations | Date of the first session of the Tourism Investment Task Force in which all key participating institutions are in attendance. | Date | | Task force agenda and minutes | DT Global | Once | ITT indicator | |
| | | | Output | Identification of priorities by the national-level task force | Report a '1' for the quarter in which the Tourism Investment Task Force documents and submits their priorities each year. | Number | | Task force agendas and minutes | DT Global | Quarterly | ITT indicator | |
| | | | Output | National-level reform team(s) begins operations | Date of the first session of the national-level ALTIF reform team(s) in which all key participating institutions are in attendance. | Date | | Reform team agendas and minutes | DT Global | Once | ITT indicator | |
| | | | Output | Problem and entry point analysis conducted by national level reform team(s) | Report a '1' for the quarter in which the problem and entry point analysis are completed and submitted. | Number | | Reform team agendas and minutes. Problem and entry point analysis notes. | DT Global | Quarterly | ITT indicator | |
| Forest Value Enhancement Project ("FoVEP") | | | | | | | | | | | | |
| Project-wide | | | | | | | | | | | | |
| Regulatory and enforcement regime promotes balance between logging and non-logging uses of forests (OBJECTIVE-LEVEL) | | | Outcome | Legal, regulatory, policy or financial mechanisms adopted to promote balanced use of forest resources | Counts changes at the level of law, by-law, regulation, strategy, policy, procedure, and/or incentive mechanism by national, provincial, or local authorities that explicitly support and/or promote non-logging uses of forest resources. | Number | | FGR reporting, SIG official documentation. Evaluator analysis | DT Global and SIG | Quarterly | ITT indicator | |
| Greater and more inclusive benefits from forest resources (OBJECTIVE-LEVEL) | | | Outcome | Household income of community members participating in Payment for Ecosystem Services | Annual, per capita household income of community members who participate in Payment for Ecosystem Services-i.e. their credits have been sold on the carbon market. | Solomon Islands dollar | | Independent audit of sold credits or MCC-hired evaluator. | Evaluator | Other | Non-ITT indicator | Baseline and targets will come from Live and Learn/Nakau. Follow up will come from Independent Audit of the sold credits or from MCC evaluation. Data will be reported every 3-5 years. |
| | | | Outcome | Value of carbon credits disbursed to community | US dollar value of carbon credits disbursed to community. Tracks the distinction between the US dollar value of the 60% of credits that go to the community vs others. | US dollars | | Independent audit of sold credits or MCC-hired evaluator. | Live and Learn/Nakau | Other | Non-ITT indicator | Data will be reported every 3-5 years. |
| Greater and more inclusive benefits from forest resources (OBJECTIVE-LEVEL) | | | Outcome | Percentage of community members from marginalized groups that are receiving benefits from Payment for Ecosystem Services | Number of marginalized individuals divided by total number of individuals that are being paid cash out of Payment for Ecosystem Services fund. | Percentage | Sex (female/male) ; Age (15-34 years/over 35 years) | Attendance sheets and Social Impact Assessment | Live and Learn/Nakau | Other | Non-ITT indicator | Follow up will come from Independent Audit of the sold credits or from MCC evaluation. Audit occurs 3-5 years after the sale agreement is signed. |
| | | | Outcome | Total value of carbon credits sold by target communities | Dollar value of carbon credits from protected forest areas to be sold to Voluntary Carbon Market. Targets will be projected income from sales over the monitoring period that is verified by the audit, normally 3-5 years from sale. | Solomon Islands dollar | | Carbon sales records | Live and Learn/Nakau | Once | ITT indicator | Baseline will come from Live and Learn/Nakau. Follow up will come from Independent Audit of the sold credits or from MCC evaluation. |

| Project Logic Result | CI Code | Indicator Code | Indicator Level | Indicator Name | Definition | Unit of Measure | Disaggregation Type | Primary Data Source | Responsible Party | Frequency of Reporting | Indicator Type | Additional Information |
|--|---------|----------------|-----------------|---|---|-----------------|---|---|----------------------|------------------------|----------------|---|
| Attenuated negative environmental impacts (OBJECTIVE-LEVEL) | | | Outcome | Number of hectares of avoided deforestation in Payment for Ecosystem Services zones | Number of hectares of avoided deforestation in Payment for Ecosystem Services zones. These will be the number of hectares under protection from which carbon credits are generated, which is a smaller area than total area under protection. | Hectares | | Project Document (PDD) for each site | Live and Learn/Nakau | Once | ITT indicator | Baseline will come from Live and Learn/Nakau . Follow up will come from Independent Audit of the sold credits or from MCC evaluation. |
| | | | Outcome | Number of tons of CO2 sequestered | Removal and storage of CO2 from the atmosphere in carbon sinks i.e., protected forest areas. The calculation is done by technical team using site-specific measurement and reported as credits/ha/yr. Indicator will report how much carbon emission are avoided (credits) over the whole project period (30yrs) assuming forest stays protected. | Tons | | Independent audit of sold credits or MCC-hired evaluator. | Live and Learn/Nakau | Once | ITT indicator | Baseline will come from Live and Learn/Nakau . Follow up will come from Independent Audit of the sold credits or from MCC evaluation. |
| Forest Management through Payment for Ecosystem Services ("PES Sub-Activity") | | | | | | | | | | | | |
| Reinvesting into alternative livelihoods as a result of the PES process | | | Outcome | Number of new income generating activities launched | Proceeds from carbon credits invested in local businesses. | Number | Sex (female/male) | Business registration | Live and Learn/Nakau | Quarterly | ITT indicator | Live and Learn will report on this. |
| Implementation of forest conservation plans | | | Outcome | Number of total hectares declared Protected under the Protected Area Act | Total forest area declared Protected under the Protected area ACT 2010. Official Declaration is stated in PA registration certificates provided by the Ministry of Environment and signed by the Minister of Crown. Areas and boundaries are also gazetted under a legal notice. Total forest surface area is generally more than the number sold to carbon markets due to borders/buffers and other exclusion zones (areas without commercially viable lumber etc.). | Hectares | | PA registration | Live and Learn/Nakau | Quarterly | ITT indicator | |
| Communities meet requirements to access carbon market | | | Outcome | Number of community members with greater understanding to engage in carbon markets | Knowledge of land-owning communities about climate change and carbon credits. Data will come from surveys at baseline and then 3 years-social impact assessment. | Number | Sex (female/male) | Social Impact Assessment | Live and Learn/Nakau | Other | ITT indicator | |
| | | | Outcome | Number of community-based entities registered | Community-based organizations managing forest carbon and forest protection projects. These entities are developed in each project site. These will be the governance structures established to deal with Payment for Ecosystem Services projects (Community Companies and Associations). These are registered with the Solomon Islands Government under the Company Act or Charitable Act. | Number | | Registration Certificate | Live and Learn/Nakau | Quarterly | ITT indicator | |
| | | | Outcome | Number of Payment for Ecosystem Services accreditations achieved | Number of Payment for Ecosystem Services projects verified and which have received certificate. | Number | | Accreditation Certificate | Live and Learn/Nakau | Quarterly | ITT indicator | Live and Learn will report on this. |
| Economic inclusion mechanisms established and functional | | | Outcome | Number of benefit sharing plans developed | Number of benefit sharing plans developed within each Protected Area that stipulate dollar amount of benefits that will accrue to each community member and include community-member by gender and age. | Number | | Plans | Live and Learn/Nakau | Quarterly | ITT indicator | |
| | | | Outcome | Number of functional women's saving groups/clubs | Functional is defined as: the women's saving club structures have savings and are lending out savings and are receiving repayments. | Number | | Savings Group Reports | Live and Learn/Nakau | Quarterly | ITT indicator | Live and Learn will report on this. |
| | | | Outcome | Number of signed Project Agreements | Agreements are signed by Project Owner (community) and Project Coordinator (NRDF or Live and Learn) and Nakau Program. This is a long-term engagement, i.e. for 30 years which is the main Payment for Ecosystem Services agreement. | Number | | Agreements | Live and Learn/Nakau | Quarterly | ITT indicator | Live and Learn will report on this. |
| | | | Output | Proportion of women signatories to signed forest management agreements | Number of women signatories/total signatories from community | Percentage | | Signed Project Agreements | Live and Learn/Nakau | Quarterly | ITT indicator | Live and Learn will report on this. |
| Community mobilization for inclusive livelihoods | | | Output | Individuals completing technical forestry-carbon trainings and livelihood trainings | Number of unique individuals completing 1-day training sessions. These training sessions are focused on Nakau methodology, women's savings group training and livelihoods trainings. | Number | Sex (female/male) ; Age (15-34 years/over 35 years) | Attendance sheets | Live and Learn/Nakau | Quarterly | ITT indicator | Live and Learn will report on this. |

| Project Logic Result | CI Code | Indicator Code | Indicator Level | Indicator Name | Definition | Unit of Measure | Disaggregation Type | Primary Data Source | Responsible Party | Frequency of Reporting | Indicator Type | Additional Information |
|--|---------|----------------|-----------------|--|--|-----------------|---------------------|---|----------------------|------------------------|-------------------|---|
| Community mobilization for inclusive livelihoods | | | Output | Number of trainings conducted on technical forestry-carbon trainings and livelihood trainings | Number of trainings conducted. Trainings include the following: Nakau Methodology workshops and Livelihood Workshops . | Number | | Attendance sheets | Live and Learn/Nakau | Quarterly | ITT indicator | Nakau Methodology workshops: (1) Carbon Education, (2) Project boundary determination and forest baseline mapping, (3) Land use planning , (4) Capacity Building and Education regarding governance procedures and legal rights, (5) Establishing landowner participants' legal/business entities (6) Formulating Benefit Sharing Plan (BSP), and (7) Project Measurement and Monitoring Planning and Education. Livelihood Workshops: TBD- Based on the needs of the community, could include (1) Business management, (2) Book keeping and (3) Start up facilitation. |
| Site selection, agreement, education, facilitation, development and verification | | | Output | Number of Payment for Ecosystem Services project sites selected | Number of sites that meet selection criteria (are at least 500 ha, are below 400 meters in altitude, eligible for Protected Area status, under threat from logging, intact forest, high conservation value, low/no community conflict.) | Number | | Project Site Report | Live and Learn/Nakau | Quarterly | ITT indicator | Live and Learn will report on this. |
| | | | Output | Number of Project Development Agreements signed with target communities | A project development agreement is signed between the project owner (community) and the project coordinator (NRDF/LLSI) before implementation starts. Its not the project agreement signed in the later stage, formally known as the Payment for Ecosystem Services agreement. This agreement is signed between project owner, Coordinator and Nakau program. So this agreement is signed at the start of the project. | Number | | Agreements | Live and Learn/Nakau | Quarterly | ITT indicator | |
| | | | Output | Number of completed Protected Area Management Plans | Protected Area Management Plans are completed when the Ministry of Environment verifies them. | Number | | Protected Area Management Plans | Live and Learn/Nakau | Quarterly | ITT indicator | |
| | | | Output | Number of Payment for Ecosystem Services projects that are verified by voluntary carbon standard | Verification of the quantity of carbon benefit as documented in program description by the each Payment for Ecosystem Services project done by a certification agency-voluntary carbon standard (for example, Plan Vivo). | Number | | Project Registration Document Plan Vivo | Live and Learn/Nakau | Quarterly | ITT indicator | |
| Policy and Institutional Reforms for Alternative Forest Management. ("FoVEP FGR Sub-Activity") | | | | | | | | | | | | |
| Reforms adopted that support Program outcomes | | | Outcome | Updated list of barriers to balanced use of forest resources assessed and compiled | Barriers include problems identified by task forces and/or working teams as part of the FGR problem analysis methodology. Report a '1' for the quarter in which the updated list is submitted each year. | Number | | FGR Documentation | DT Global | Quarterly | ITT indicator | Every year, FGR partners will assess the barriers to balanced use of forest resources and revise/add/delete barriers as needed. This updated list will be submitted to MCC each year. |
| | | | Outcome | Barriers identified for which the FGR process helps find solutions | Barriers addressed divided by total assessed and compiled barriers identified. "Addressed" means that the barrier was selected for intervention or reform, and demonstrable progress was achieved in overcoming it. | Percentage | | FGR Documentation | DT Global | Quarterly | ITT indicator | |
| Coordinated problem-solving of identified barriers | | | Outcome | Satisfaction level of FoVEP task force members on status of task completion/results | Percentage of task force members who report being somewhat or very satisfied with the progress of FGR operations. | Percentage | Sex (female/male) | Annual FGR participant satisfaction survey. | DT Global | Annual | Non-ITT indicator | Includes individual participants in national and provincial FoVEP task forces. |
| | | | Outcome | Satisfaction level of FoVEP working team(s) members on status of task completion/results | Percentage of reform team members who report being somewhat or very satisfied with the progress of FGR operations. | Percentage | Sex (female/male) | Annual FGR participant satisfaction survey. | DT Global | Annual | Non-ITT indicator | Includes individual participants in all FoVEP working teams. |
| | | | Outcome | Percentage of unique individuals actively participating in the FGR process | Active participation is defined as consistent attendance (50%+ scheduled sessions) over the course of a year. Active participants/total participants | Percentage | Sex (female/male) | FGR agendas, attendance sheets, and minutes. | DT Global | Annual | ITT indicator | Compiled from list of individual participants in all task forces and working teams. |
| Diagnosis of shared barriers to alternative forest value streams and informed, equitable logging processes | | | Output | National-level task force begins operations. | Date of the first session of the national FoVEP Task Force in which all key participating institutions are in attendance. | Date | | Task force agenda and minutes | DT Global | Once | ITT indicator | |
| | | | Output | Identification of priorities by the national-level task force | Report a '1' for the quarter in which the national FoVEP Task Force documents and submits their priorities each year. | Number | | Task force agendas and minutes | DT Global | Annual | ITT indicator | |
| | | | Output | National-level working team(s) begins operations | Date of the first session of the national-level FoVEP working team(s) in which all key participating institutions are in attendance. | Date | | Working team agendas and minutes | DT Global | Once | ITT indicator | |
| | | | Output | Problem and entry point analysis conducted by national level working team(s) | Report a '1' for the quarter in which the national FoVEP Working Team documents and submits their priorities each year. | Number | | Working team agendas and minutes. Problem and entry point analysis notes. | DT Global | Quarterly | ITT indicator | |

| Project Logic Result | CI Code | Indicator Code | Indicator Level | Indicator Name | Definition | Unit of Measure | Disaggregation Type | Primary Data Source | Responsible Party | Frequency of Reporting | Indicator Type | Additional Information |
|----------------------|---------|----------------|-----------------|---|---|-----------------|---------------------|--------------------------|-------------------|------------------------|----------------|------------------------|
| | | | Output | Provincial-level FGR group(s) begin operations | Date of the first session of the provincial FGR group(s) in which all key participating institutions are in attendance. | Date | | FGR agendas and minutes. | DT Global | Once | ITT indicator | |
| | | | Output | Identification of priorities by provincial-level FGR groups | Report a '1' for the quarter in which the provincial FoVEP Task Force documents and submits their priorities each year. | Number | | FGR agendas and minutes. | DT Global | Quarterly | ITT indicator | |

ANNEX II: TABLE OF INDICATOR BASELINES AND TARGETS

| Indicator Level | Indicator Name | Unit of Measure | Classification | Baseline (Year) | Year 1 | Year 2 | Year 3 | Year 4 | Post-Program Target (Year) | Target Link to CBA | Baseline Documentation | Target Documentation |
|--|--|-----------------|--------------------|-----------------|------------------|------------------|------------------|---------------------|----------------------------|---------------------|---|---|
| | | | | | Jan-22 to Dec-22 | Jan-23 to Dec-23 | Jan-24 to Dec-24 | Jan-25 to Jan-26 | | | | |
| Accessing Land for Tourism Investment Facilitation ("ALTIF") | | | | | | | | | | | | |
| Project-wide | | | | | | | | | | | | |
| Outcome | New 3- or 4-star accommodation investments closed | Number | Cumulative | 0 (2023) | | | | 1 | | Not informed by CBA | Not applicable | Threshold Program Grant Agreement, page Annex I-15. |
| Outcome | Value of investment generated | US dollars | Cumulative | 0 (2023) | | | | | 6,000,000 (2028) | Not informed by CBA | Not applicable | Email from IFC on April 28, 2023 with attached Excel spreadsheet of baselines and targets. Combined Annex - 28April23 - IFC, U13:AA13. |
| Outcome | Estimated number of full-time equivalent jobs hired by targeted tourism investments. | Number | Cumulative | 0 (2023) | | TBD | TBD | TBD | TBD (2028) | Not informed by CBA | Not applicable | Social License agreements. Combined Annex - TT Draft 2 20.04.23, U14:AA14. |
| | Female | | | | | | | Not informed by CBA | | | | |
| | Male | | | | | | | Not informed by CBA | | | | |
| Outcome | Value of local purchases by tourism investors | US dollars | Level (Cumulative) | 0 (2023) | | TBD | TBD | TBD | TBD (2028) | Not informed by CBA | Not applicable | Social License agreements. Combined Annex - TT Draft 2 20.04.23, U15:AA15. |
| | | | | | | | | Not informed by CBA | | | | |
| | | | | | | | | Not informed by CBA | | | | |
| Outcome | Number of people benefiting from local purchases by tourism investors | Number | Cumulative | 0 (2023) | | TBD | TBD | TBD | TBD (2028) | Not informed by CBA | Not applicable | Social License agreements. Combined Annex - TT Draft 2 20.04.23, U16:AA16. |
| | Female | | | | | | | Not informed by CBA | | | | |
| | Male | | | | | | | Not informed by CBA | | | | |
| Outcome | Number of tourist arrivals from abroad | Number | Level | TBD | | | | | | Not informed by CBA | Baseline will come from most recent annual report. Currently, first quarter 2022 data exists. | Not applicable |
| Outcome | Number of external livelihood opportunities developed | Number | Cumulative | 0 (2023) | | TBD | TBD | TBD | TBD (2028) | Not informed by CBA | Not applicable | Social License agreements. Combined Annex - TT Draft 2 20.04.23, U17:AA17. |
| | Female | | | | | | | Not informed by CBA | | | | |
| | Male | | | | | | | Not informed by CBA | | | | |
| Outcome | Value of blended finance instruments committed | US dollars | Cumulative | 0 (2023) | | TBD | TBD | TBD | | Not informed by CBA | Not applicable | Targets will be added once a financing agreement is signed between the Threshold Program (DT Global) and a financial institution or investor. |
| Outcome | Number of blended finance instruments committed | Number | Cumulative | 0 (2023) | | TBD | TBD | TBD | | Not informed by CBA | | |
| Outcome | Value of finance unlocked by MCC-provided instrument | US dollars | Cumulative | 0 (2023) | | TBD | TBD | TBD | | Not informed by CBA | | |
| Outcome | Number of committed leads | Number | Cumulative | 0 (2023) | | | | 1 | | Not informed by CBA | Not applicable | Email from IFC on April 28, 2023 with attached Excel spreadsheet of baselines and targets. Combined Annex - 28April23 - IFC, U42:AA42. |
| Outcome | More transparent and efficient regulation of tourism investment | Number | Level | | | 1 | | 1 | | Not informed by CBA | As-is process map | To-be process map |
| Improve Access to Land and Establish Social License to Operate for the Tourism Investor ("Land Sub-Activity") | | | | | | | | | | | | |
| Outcome | Number of social license agreements achieved | Number | Cumulative | 0 (2023) | | 1 | 1 | 2 | | Not informed by CBA | Not applicable | Email from Tetra Tech on April 19, 2023 with attached Excel spreadsheet of baselines and targets. Combined Annex - TT Draft 2 20.04.23, U24:AA24. |
| Outcome | Number of gender/inclusion recommendations implemented | Number | Cumulative | 0 (2023) | | | 1 | 1 | | Not informed by CBA | Not applicable | Email from IFC on April 28, 2023 with attached Excel spreadsheet of baselines and targets. Combined Annex - 28April23 - IFC, U22:AA22. |
| Outcome | Percentage of social license-threatening disputes resolved | Percentage | Level | 0 (2023) | | 40 | 40 | 50 | | Not informed by CBA | Not applicable | Email from Tetra Tech on April 19, 2023 with attached Excel spreadsheet of baselines and targets. Combined Annex - TT Draft 2 20.04.23, U27:AA27. |

| Indicator Level | Indicator Name | Unit of Measure | Classification | Baseline (Year) | Year 1 | Year 2 | Year 3 | Year 4 | Post-Program Target (Year) | Target Link to CBA | Baseline Documentation | Target Documentation |
|-----------------|---|-----------------|----------------|-----------------|------------------|------------------|------------------|---------------------|----------------------------|---------------------|---------------------------|---|
| | | | | | Jan-22 to Dec-22 | Jan-23 to Dec-23 | Jan-24 to Dec-24 | Jan-25 to Jan-26 | | | | |
| Outcome | Number of unique, potential benefit streams agreed upon between investor and communities in the area | Number | Level | 0 (2023) | | TBD | TBD | TBD | | Not informed by CBA | Not applicable | Signed Social License Agreements. Combined Annex - TT Draft 2 20.04.23, U28:AA28. |
| | Female | | | | | | | Not informed by CBA | | | | |
| | Male | | | | | | | Not informed by CBA | | | | |
| Outcome | Number of unique, benefit streams identified by community prior to negotiations/discussions with investor | Number | Cumulative | 0 (2023) | | TBD | TBD | TBD | | Not informed by CBA | Not applicable | Draft Social License Agreements. Combined Annex - TT Draft 2 20.04.23, U26:AA26. |
| | Female | | | | | | | Not informed by CBA | | | | |
| | Male | | | | | | | Not informed by CBA | | | | |
| Output | Number of individuals provided awareness-raising about tourism investments and social license | Number | Cumulative | 0 (2023) | | 50 | 75 | 75 | | Not informed by CBA | Not applicable | Email from Tetra Tech on April 19, 2023 with attached Excel spreadsheet of baselines and targets. Combined Annex - TT Draft 2 20.04.23, U32:AA32. |
| | Female | | | | | | | Not informed by CBA | | | | |
| | Male | | | | | | | Not informed by CBA | | | | |
| Output | Percentage of women on community governance committees | Percentage | Level | 0 (2023) | | 35 | 35 | 35 | | Not informed by CBA | Not applicable | Email from Tetra Tech on April 19, 2023 with attached Excel spreadsheet of baselines and targets. Combined Annex - TT Draft 2 20.04.23, U33:AA33. |
| Output | Number of women on community governance committees | Number | Level | 0 (2023) | | | | | | Not informed by CBA | Not applicable | Email from Tetra Tech on April 19, 2023 with attached Excel spreadsheet of baselines and targets. Combined Annex - TT Draft 2 20.04.23, U33:AA33. |
| Output | Total number of individuals on community governance committees (gender) | Number | Level | 0 (2023) | | | | | | Not informed by CBA | Not applicable | Email from Tetra Tech on April 19, 2023 with attached Excel spreadsheet of baselines and targets. Combined Annex - TT Draft 2 20.04.23, U33:AA33. |
| Output | Percentage of youth on community governance committees | Percentage | Level | 0 (2023) | | 35 | 35 | 35 | | Not informed by CBA | Not applicable | Email from Tetra Tech on April 19, 2023 with attached Excel spreadsheet of baselines and targets. Combined Annex - TT Draft 2 20.04.23, U33:AA33. |
| Output | Number of youth on community governance committees | Number | Level | 0 (2023) | | | | | | Not informed by CBA | Not applicable | Email from Tetra Tech on April 19, 2023 with attached Excel spreadsheet of baselines and targets. Combined Annex - TT Draft 2 20.04.23, U33:AA33. |
| Output | Total number of individuals on community governance committees (age) | Number | Level | 0 (2023) | | | | | | Not informed by CBA | Not applicable | Email from Tetra Tech on April 19, 2023 with attached Excel spreadsheet of baselines and targets. Combined Annex - TT Draft 2 20.04.23, U33:AA33. |
| Output | Resistance to tourism investment | Percentage | Level | TBD | | | | TBD | | Not informed by CBA | Survey done by Tetra Tech | Survey done by Tetra Tech |
| Output | Number of investable sites identified | Number | Cumulative | 0 (2023) | | | 10 | 10 | | Not informed by CBA | Not applicable | Email from IFC on April 28, 2023 with attached Excel spreadsheet of baselines and targets. Combined Annex - 28April23 - IFC, U62:AA62. |
| Output | Number of preliminary (Desktop) Risk Assessments performed | Number | Cumulative | 0 (2023) | | 4 | 8 | 10 | | Not informed by CBA | Not applicable | Email from Tetra Tech on April 19, 2023 with attached Excel spreadsheet of baselines and targets. Combined Annex - TT Draft 2 20.04.23, U38:AA38. |
| Output | Number of Risk Assessments with site visits | Number | Cumulative | 0 (2023) | | 2 | 4 | 5 | | Not informed by CBA | Not applicable | Email from Tetra Tech on April 19, 2023 with attached Excel spreadsheet of baselines and targets. Combined Annex - TT Draft 2 20.04.23, U39:AA39. |
| Output | Number of medium to high risk sites eliminated | Number | Level | 0 (2023) | | TBD | TBD | TBD | | Not informed by CBA | Not applicable | Email from Tetra Tech on April 19, 2023 with attached Excel spreadsheet of baselines and targets. Combined Annex - TT Draft 2 20.04.23, U40:AA40. |

| Indicator Level | Indicator Name | Unit of Measure | Classification | Baseline (Year) | Year 1 | Year 2 | Year 3 | Year 4 | Post-Program Target (Year) | Target Link to CBA | Baseline Documentation | Target Documentation |
|---|---|-----------------|--------------------|-----------------|------------------|------------------|------------------|------------------|----------------------------|---------------------|---|--|
| | | | | | Jan-22 to Dec-22 | Jan-23 to Dec-23 | Jan-24 to Dec-24 | Jan-25 to Jan-26 | | | | |
| Increasing Tourism Investment through Investment Facilitation ("Investment Facilitation Sub-Activity") | | | | | | | | | | | | |
| Outcome | Number of active leads | Number | Cumulative | 0 (2023) | | | | 3 | | Not informed by CBA | Not applicable | Email from IFC on April 28, 2023 with attached Excel spreadsheet of baselines and targets. Combined Annex - 28April23 - IFC, U43-AA43. |
| Output | Number of firms receiving assistance from IFC-supported IPA agencies | Number | Cumulative | 0 (2023) | 2 | 6 | 6 | 6 | | Not informed by CBA | Not applicable | Email from IFC on April 28, 2023 with attached Excel spreadsheet of baselines and targets. Combined Annex - 28April23 - IFC, U44-AA44. |
| Output | Number of enquiries on investable sites | Number | Cumulative | 0 (2023) | | 5 | 10 | 10 | | Not informed by CBA | Not applicable | Email from IFC on April 28, 2023 with attached Excel spreadsheet of baselines and targets. Combined Annex - 28April23 - IFC, U45-AA45. |
| Output | Number of reports completed | Number | Cumulative | 0 (2023) | | 1 | 4 | 4 | | Not informed by CBA | Not applicable | Email from IFC on April 28, 2023 with attached Excel spreadsheet of baselines and targets. Combined Annex - 28April23 - IFC, U28-AA28. |
| Output | Number of gender/inclusion recommendations | Number | Cumulative | 0 (2023) | | 2 | 2 | 2 | | Not informed by CBA | Not applicable | Email from IFC on April 28, 2023 with attached Excel spreadsheet of baselines and targets. Combined Annex - 28April23 - IFC, U27-AA27. |
| Output | Number of Solomon Islands Government entities receiving advisory services | Number | Cumulative | 0 (2023) | | 3 | 3 | 3 | | Not informed by CBA | Not applicable | Email from IFC on April 28, 2023 with attached Excel spreadsheet of baselines and targets. Combined Annex - 28April23 - IFC, U46-AA46. |
| Facilitated Governance Reform ("ALTIF FGR Sub-Activity") | | | | | | | | | | | | |
| Outcome | Number of recommendations implemented | Number | Cumulative | 0 (2023) | | | 1 | 2 | | Not informed by CBA | Not applicable | Email from IFC on April 28, 2023 with attached Excel spreadsheet of baselines and targets. Combined Annex - 28April23 - IFC, U50-AA50. |
| Outcome | Updated list of barriers to tourism investment assessed and compiled | Number | Level | 0 (2023) | | 1 | 1 | 1 | | Not informed by CBA | Not applicable | Email from DT Global on April 20, 2023 with attached Excel spreadsheet of baselines and targets. Copy of SITHP ME Proposed FGR indicators - Baselines targets sources DT GLOBAL 20.04.23, K2:N2. |
| Outcome | Barriers identified for which the FGR process helps find solutions | Percentage | Level (Cumulative) | | | | 20 | 40 | 60 (2026) | Not informed by CBA | Not applicable | Email from DT Global on April 20, 2023 with attached Excel spreadsheet of baselines and targets. Copy of SITHP ME Proposed FGR indicators - Baselines targets sources DT GLOBAL 20.04.23, K3:N3. |
| Outcome | Satisfaction level of ALTIF task force members on status of task completion/results | Percentage | Level | 0 (2023) | | 50 | 60 | 70 | 80 (2026) | Not informed by CBA | Not applicable | Email from DT Global on April 20, 2023 with attached Excel spreadsheet of baselines and targets. Copy of SITHP ME Proposed FGR indicators - Baselines targets sources DT GLOBAL 20.04.23, K4:N4. |
| | Female | | | | | | | | | Not informed by CBA | | |
| | Male | | | | | | | | | Not informed by CBA | | |
| Outcome | Satisfaction level of ALTIF reform team(s) members on status of task completion/results | Percentage | Level | 0 (2023) | | 50 | 60 | 70 | 80 (2026) | Not informed by CBA | Not applicable | Email from DT Global on April 20, 2023 with attached Excel spreadsheet of baselines and targets. Copy of SITHP ME Proposed FGR indicators - Baselines targets sources DT GLOBAL 20.04.23, K5:N5. |
| | Female | | | | | | | | | Not informed by CBA | | |
| | Male | | | | | | | | | Not informed by CBA | | |
| Outcome | Percentage of unique individuals actively participating in the FGR process | Percentage | Level | 0 (2023) | | 60 | 70 | 80 | 80 (2026) | Not informed by CBA | Not applicable | Email from DT Global on April 20, 2023 with attached Excel spreadsheet of baselines and targets. Copy of SITHP ME Proposed FGR indicators - Baselines targets sources DT GLOBAL 20.04.23, K6:N6. |
| | Female | | | | | | | | | Not informed by CBA | | |
| | Male | | | | | | | | | Not informed by CBA | | |
| Output | Number of recommendations made | Number | Cumulative | 0 (2023) | | 1 | 3 | 3 | | Not informed by CBA | Not applicable | Email from IFC on April 28, 2023 with attached Excel spreadsheet of baselines and targets. Combined Annex - 28April23 - IFC, U56-AA56. |
| Output | National-level task force begins operations | Date | Date | | | 31-Mar-23 | | | | Not informed by CBA | Email from DT Global on April 20, 2023 with attached Excel spreadsheet of baselines and targets. Copy of SITHP ME Proposed FGR indicators - Baselines targets sources DT GLOBAL 20.04.23, J7. | Email from DT Global on April 20, 2023 with attached Excel spreadsheet of baselines and targets. Copy of SITHP ME Proposed FGR indicators - Baselines targets sources DT GLOBAL 20.04.23, K7:N7. |
| Output | Identification of priorities by the national-level task force | Number | Level | 0 (2023) | | 1 | 1 | 1 | | Not informed by CBA | Not applicable | Email from DT Global on April 20, 2023 with attached Excel spreadsheet of baselines and targets. Copy of SITHP ME Proposed FGR indicators - Baselines targets sources DT GLOBAL 20.04.23, K8:N8. |

| Indicator Level | Indicator Name | Unit of Measure | Classification | Baseline (Year) | Year 1 | Year 2 | Year 3 | Year 4 | Post-Program Target (Year) | Target Link to CBA | Baseline Documentation | Target Documentation |
|--|--|------------------------|--------------------|-----------------|------------------|------------------|------------------|------------------|----------------------------|---------------------|---|--|
| | | | | | Jan-22 to Dec-22 | Jan-23 to Dec-23 | Jan-24 to Dec-24 | Jan-25 to Jan-26 | | | | |
| Output | National-level reform team(s) begins operations | Date | Date | | | 15-May-23 | | | | Not informed by CBA | Email from DT Global on April 20, 2023 with attached Excel spreadsheet of baselines and targets. Copy of SITHP ME Proposed FGR indicators - Baselines targets sources DT GLOBAL 20.04.23, J9. | Email from DT Global on April 20, 2023 with attached Excel spreadsheet of baselines and targets. Copy of SITHP ME Proposed FGR indicators - Baselines targets sources DT GLOBAL 20.04.23, K9:N9. |
| Output | Problem and entry point analysis conducted by national level reform team(s) | Number | Level | 0 (2023) | | 1 | 1 | 1 | | Not informed by CBA | Not applicable | Email from DT Global on April 20, 2023 with attached Excel spreadsheet of baselines and targets. Copy of SITHP ME Proposed FGR indicators - Baselines targets sources DT GLOBAL 20.04.23, K10:N10. |
| Forest Value Enhancement Project ("FoVEP") | | | | | | | | | | | | |
| Project-wide | | | | | | | | | | | | |
| Outcome | Legal, regulatory, policy or financial mechanisms adopted to promote balanced use of forest resources | Number | Cumulative | 0 (2023) | | 1 | 2 | 4 | | Not informed by CBA | Not applicable | Email from DT Global on April 20, 2023 with attached Excel spreadsheet of baselines and targets. Copy of SITHP ME Proposed FGR indicators - Baselines targets sources DT GLOBAL 20.04.23, K11:N11. |
| Outcome | Household income of community members participating in Payment for Ecosystem Services | Solomon Islands dollar | Level | TBD | | | | TBD | TBD (2029) | Not informed by CBA | Nakau/Live and Learn Social Impact Assessment. Combined Annex - FoVEP-Final Draft, U65 | Nakau/Live and Learn Social Impact Assessment. Combined Annex - FoVEP-Final Draft, V65:AA65. |
| Outcome | Value of carbon credits disbursed to community | US dollars | Level | 0 | | | | TBD | TBD (2029) | Not informed by CBA | Not applicable | Targets will come once we know the sale value of carbon credits, which will be sent by Nakau/Live and Learn. |
| Outcome | Percentage of community members from marginalized groups that are receiving benefits from Payment for Ecosystem Services | Percentage | Level | 0 (2023) | | | | 40 | 40 (2029) | Not informed by CBA | Not applicable | Email from Nakau/Live and Learn on April 26, 2023 with attached Excel spreadsheet of baselines and targets. Combined Annex - FoVEP-Final Draft, V66:AA66. |
| | Female | | | | | | | | | Not informed by CBA | | |
| | Male | | | | | | | | | Not informed by CBA | | |
| | Age 15-34 years old | | | | | | | | | Not informed by CBA | | |
| | Over 35 years | | | | | | | | | Not informed by CBA | | |
| Outcome | Total value of carbon credits sold by target communities | Solomon Islands dollar | Level | 0 (2023) | | | | TBD | TBD (2029) | Not informed by CBA | Not applicable | Carbon credit sale documentation |
| Outcome | Number of hectares of avoided deforestation in Payment for Ecosystem Services zones | Hectares | Level (Cumulative) | 0 (2023) | | 3,000 | 6,000 | 6,000 | 6,000 (2029) | Not informed by CBA | Not applicable | Threshold Program Grant Agreement, page Annex I-23. |
| Outcome | Number of tons of CO2 sequestered | Tons | Level (Cumulative) | 0 (2023) | | | | TBD | TBD (2029) | Not informed by CBA | Not applicable | Nakau/Live and Learn Social Impact Assessment. Combined Annex - FoVEP-Final Draft, V69:AA69. |
| Forest Management through Payment for Ecosystem Services ("PES Sub-Activity") | | | | | | | | | | | | |
| Outcome | Number of new income generating activities launched | Number | Level | 0 (2023) | | | | 6 | | Not informed by CBA | Not applicable | Email from Nakau/Live and Learn on April 26, 2023 with attached Excel spreadsheet of baselines and targets. Combined Annex - FoVEP-Final Draft, V72:AA72. |
| | Female | | | | | | | | | Not informed by CBA | | |
| | Male | | | | | | | | | Not informed by CBA | | |
| Outcome | Number of total hectares declared Protected under the Protected Area Act | Hectares | Level | 0 (2023) | | 10,000 | 13,000 | 13,000 | | Not informed by CBA | Not applicable | Email from Nakau/Live and Learn on April 26, 2023 with attached Excel spreadsheet of baselines and targets. Combined Annex - FoVEP-Final Draft, V73:AA73. |
| Outcome | Number of community members with greater understanding to engage in carbon markets | Number | Level | TBD | | | TBD | | | Not informed by CBA | Email from Nakau/Live and Learn on April 26, 2023 with attached Excel spreadsheet of baselines and targets. Combined Annex - FoVEP-Final Draft, U74. | Email from Nakau/Live and Learn on April 26, 2023 with attached Excel spreadsheet of baselines and targets. Combined Annex - FoVEP-Final Draft, V74:AA74. |
| | Female | | | | | | | | | Not informed by CBA | | |
| | Male | | | | | | | | | Not informed by CBA | | |
| Outcome | Number of community-based entities registered | Number | Cumulative | 0 (2023) | | | 4 | 4 | | Not informed by CBA | Not applicable | Email from Nakau/Live and Learn on April 26, 2023 with attached Excel spreadsheet of baselines and targets. Combined Annex - FoVEP-Final Draft, V75:AA75. |

| Indicator Level | Indicator Name | Unit of Measure | Classification | Baseline (Year) | Year 1 | Year 2 | Year 3 | Year 4 | Post-Program Target (Year) | Target Link to CBA | Baseline Documentation | Target Documentation |
|---|--|-----------------|--------------------|-----------------|------------------|------------------|------------------|------------------|----------------------------|---------------------|--|--|
| | | | | | Jan-22 to Dec-22 | Jan-23 to Dec-23 | Jan-24 to Dec-24 | Jan-25 to Jan-26 | | | | |
| Outcome | Number of Payment for Ecosystems Services accreditations achieved | Number | Cumulative | 0 (2023) | | | | 4 | | Not informed by CBA | Not applicable | Email from Nakau/Live and Learn on April 26, 2023 with attached Excel spreadsheet of baselines and targets. Combined Annex - FoVEP-Final Draft, V76:AA76. |
| Outcome | Number of benefit sharing plans developed | Number | Cumulative | 0 (2023) | | | 4 | 4 | | Not informed by CBA | Not applicable | Email from Nakau/Live and Learn on April 26, 2023 with attached Excel spreadsheet of baselines and targets. Combined Annex - FoVEP-Final Draft, V77:AA77. |
| Outcome | Number of functional women's saving groups/clubs | Number | Cumulative | TBD | | | 2 | 4 | | Not informed by CBA | Email from Nakau/Live and Learn on April 26, 2023 with attached Excel spreadsheet of baselines and targets. Combined Annex - FoVEP-Final Draft, U78. | Email from Nakau/Live and Learn on April 26, 2023 with attached Excel spreadsheet of baselines and targets. Combined Annex - FoVEP-Final Draft, V78:AA78. |
| Outcome | Number of signed Project Agreements | Number | Cumulative | 0 (2023) | | | 4 | 4 | | Not informed by CBA | Not applicable | Email from Nakau/Live and Learn on April 26, 2023 with attached Excel spreadsheet of baselines and targets. Combined Annex - FoVEP-Final Draft, V79:AA79. |
| Output | Proportion of women signatories to signed forest management agreements | Percentage | Level | 0 (2023) | | | TBD | TBD | | Not informed by CBA | Not applicable | Threshold Agreement, page Annex I-23. |
| Output | Individuals completing technical forestry-carbon trainings and livelihood trainings | Number | Cumulative | 0 (2023) | TBD | TBD | TBD | TBD | | Not informed by CBA | Not applicable | Nakau/Live and Learn will set targets after sites are chosen |
| | Female | | | | | | | | | Not informed by CBA | | |
| | Male | | | | | | | | | Not informed by CBA | | |
| | Age 15-34 years old | | | | | | | | | Not informed by CBA | | |
| | Over 35 years | | | | | | | | Not informed by CBA | | | |
| Output | Number of trainings conducted on technical forestry-carbon trainings and livelihood trainings | Number | Cumulative | 0 (2023) | | 16 | 32 | 32 | | Not informed by CBA | Not applicable | Email from Nakau/Live and Learn on April 26, 2023 with attached Excel spreadsheet of baselines and targets. Combined Annex - FoVEP-Final Draft, V81:AA81. |
| Output | Number of Payment for Ecosystem Services project sites selected | Number | Cumulative | 0 (2023) | | 4 | 4 | 4 | | Not informed by CBA | Not applicable | Email from Nakau/Live and Learn on April 26, 2023 with attached Excel spreadsheet of baselines and targets. Combined Annex - FoVEP-Final Draft, V82:AA82. |
| Output | Number of Project Development Agreements signed with target communities | Number | Cumulative | 0 (2023) | | 4 | 4 | 4 | | Not informed by CBA | Not applicable | Email from Nakau/Live and Learn on April 26, 2023 with attached Excel spreadsheet of baselines and targets. Combined Annex - FoVEP-Final Draft, V83:AA83. |
| Output | Number of completed Protected Area Management Plans | Number | Cumulative | 0 | | | 4 | 4 | | Not informed by CBA | Not applicable | Email from Nakau/Live and Learn on April 26, 2023 with attached Excel spreadsheet of baselines and targets. Combined Annex - FoVEP-Final Draft, V84:AA84. |
| Output | Number of Payment for Ecosystem Services projects that are verified by voluntary carbon standard | Number | Cumulative | 0 (2023) | | | | 4 | | Not informed by CBA | Not applicable | Email from Nakau/Live and Learn on April 26, 2023 with attached Excel spreadsheet of baselines and targets. Combined Annex - FoVEP-Final Draft, V85:AA85. |
| Policy and Institutional Reforms for Alternative Forest Management. ("FoVEP FGR Sub-Activity") | | | | | | | | | | | | |
| Outcome | Updated list of barriers to balanced use of forest resources assessed and compiled | Number | Level | 0 (2023) | | 1 | 1 | 1 | | Not informed by CBA | Not applicable | Email from DT Global on April 20, 2023 with attached Excel spreadsheet of baselines and targets. Copy of SITHP ME Proposed FGR indicators - Baselines targets sources DT GLOBAL 20.04.23, K2:N2. |
| Outcome | Barriers identified for which the FGR process helps find solutions | Percentage | Level (Cumulative) | 0 (2023) | | | 20 | 40 | 60 (2026) | Not informed by CBA | Not applicable | Email from DT Global on April 20, 2023 with attached Excel spreadsheet of baselines and targets. Copy of SITHP ME Proposed FGR indicators - Baselines targets sources DT GLOBAL 20.04.23, K3:N3. |
| Outcome | Satisfaction level of FoVEP task force members on status of task completion/results | Percentage | Level | 0 (2023) | | 50 | 60 | 70 | 80 (2026) | Not informed by CBA | Not applicable | Email from DT Global on April 20, 2023 with attached Excel spreadsheet of baselines and targets. Copy of SITHP ME Proposed FGR indicators - Baselines targets sources DT GLOBAL 20.04.23, K14:N14. |
| | Female | | | | | | | | | Not informed by CBA | | |
| | Male | | | | | | | | | Not informed by CBA | | |

| Indicator Level | Indicator Name | Unit of Measure | Classification | Baseline (Year) | Year 1 | Year 2 | Year 3 | Year 4 | Post-Program Target (Year) | Target Link to CBA | Baseline Documentation | Target Documentation |
|-----------------|--|-----------------|----------------|-----------------|------------------|------------------|------------------|------------------|----------------------------|---------------------|------------------------|--|
| | | | | | Jan-22 to Dec-22 | Jan-23 to Dec-23 | Jan-24 to Dec-24 | Jan-25 to Jan-26 | | | | |
| Outcome | Satisfaction level of FoVEP working team(s) members on status of task completion/results | Percentage | Level | 0 (2023) | | 50 | 60 | 70 | 80 (2026) | Not informed by CBA | Not applicable | Email from DT Global on April 20, 2023 with attached Excel spreadsheet of baselines and targets. Copy of SITHP ME Proposed FGR indicators - Baselines targets sources DT GLOBAL 20.04.23, K15:N15. |
| | Female | | | | | | | | Not informed by CBA | | | |
| | Male | | | | | | | | Not informed by CBA | | | |
| Outcome | Percentage of unique individuals actively participating in the FGR process | Percentage | Level | 0 (2023) | | 60 | 70 | 80 | 80 (2026) | Not informed by CBA | Not applicable | Email from DT Global on April 20, 2023 with attached Excel spreadsheet of baselines and targets. Copy of SITHP ME Proposed FGR indicators - Baselines targets sources DT GLOBAL 20.04.23, K6:N6. |
| | Female | | | | | | | | Not informed by CBA | | | |
| | Male | | | | | | | | Not informed by CBA | | | |
| Output | National-level task force begins operations. | Date | Date | | | 31-Mar-23 | | | | Not informed by CBA | Not applicable | Email from DT Global on April 20, 2023 with attached Excel spreadsheet of baselines and targets. Copy of SITHP ME Proposed FGR indicators - Baselines targets sources DT GLOBAL 20.04.23, K7:N7. |
| Output | Identification of priorities by the national level task force | Number | Level | | | 1 | 1 | 1 | | Not informed by CBA | Not applicable | Email from DT Global on April 20, 2023 with attached Excel spreadsheet of baselines and targets. Copy of SITHP ME Proposed FGR indicators - Baselines targets sources DT GLOBAL 20.04.23, K8:N8. |
| Output | National-level working team(s) begins operations | Date | Date | | | 30-Apr-23 | | | | Not informed by CBA | Not applicable | Email from DT Global on April 20, 2023 with attached Excel spreadsheet of baselines and targets. Copy of SITHP ME Proposed FGR indicators - Baselines targets sources DT GLOBAL 20.04.23, K9:N9. |
| Output | Problem and entry point analysis conducted by national level working team(s) | Number | Level | | | 1 | 1 | 1 | | Not informed by CBA | Not applicable | Email from DT Global on April 20, 2023 with attached Excel spreadsheet of baselines and targets. Copy of SITHP ME Proposed FGR indicators - Baselines targets sources DT GLOBAL 20.04.23, K10:N10. |
| Output | Provincial-level FGR group(s) begin operations | Date | Date | | | 30-Sep-23 | | | | Not informed by CBA | Not applicable | Email from DT Global on April 20, 2023 with attached Excel spreadsheet of baselines and targets. Copy of SITHP ME Proposed FGR indicators - Baselines targets sources DT GLOBAL 20.04.23, K21:N21. |
| Output | Identification of priorities by provincial-level FGR groups | Number | Level | | | 1 | 1 | | | Not informed by CBA | Not applicable | Email from DT Global on April 20, 2023 with attached Excel spreadsheet of baselines and targets. Copy of SITHP ME Proposed FGR indicators - Baselines targets sources DT GLOBAL 20.04.23, K22:N22. |

ANNEX III: M&E PLAN MODIFICATIONS

Annex III Version 1 – June 2023

3.1 Changes to the M&E Plan

MCC Solomon Islands Threshold Program (1) program logics and (2) indicators were revised between Threshold signing and first M&E Plan. From Threshold Agreement to M&E Plan, TBDs for baselines, targets, and definitions were replaced with data or NA.

3.2 Changes in Indicators

| <i>New 3- or 4-star accommodation investments closed</i> | | | |
|--|-----------------------------------|---|--|
| Project: | ALTIF | | |
| Activity: | Project-wide | | |
| Sub-Activity: | N/A | | |
| M&E Plan Version 1 | Modification Description: | Definition Modification | |
| | | Previous | Revised |
| | Modification: | Number of new accommodations that have reached financial close for a 3- or 4-star accommodation investment | Financial close would occur when there is a lease agreement signed for the land and mutually accepted social license agreement between investor and community. |
| | Justification: | Additional clarity required to accurately measure or interpret an indicator. | |
| | Justification Description: | For this indicator: “New 3- or 4-star accommodation investments closed”, defined what documentation would be provided to verify that the investment closed. | |

| <i>Value of investment generated</i> | | |
|--------------------------------------|----------------------------------|--|
| Project: | ALTIF | |
| Activity: | Project-wide | |
| Sub-Activity: | N/A | |
| M&E Plan Version 1 | Modification Description: | Creation of New Indicator |
| | Justification: | Existing indicators do not sufficiently measure project logic. |

| | | |
|--|-----------------------------------|---|
| | Justification Description: | Tells MCC the scale of the investment(s) in new accommodations. Replaces "New Investments in high quality tourism accommodation". |
|--|-----------------------------------|---|

| <i>Estimated number of full-time equivalent jobs hired by targeted tourism investments.</i> | | | |
|---|---|--|---|
| Project: | ALTIF | | |
| Activity: | Project-wide | | |
| Sub-Activity: | N/A | | |
| M&E Plan Version 1 | Modification Description: | Definition Modification | |
| | Modification: | Previous | |
| | | Revised | |
| | | Direct labor employed by the new accommodations when in operation. | Direct labor from host community, employed by the new accommodations when in operation. To estimate the number of full-time equivalent jobs created by targeted tourism investments, data will be collected on the number of people employed in various positions related to the investment, such as hotel staff, tour guides, and support staff. |
| | Justification: | Additional clarity required to accurately measure or interpret an indicator. | |
| Justification Description: | Clarified that this indicator captures direct labor from the local community. | | |

| <i>Number of people benefiting from local purchases by tourism investors</i> | | |
|--|-----------------------------------|---|
| Project: | ALTIF | |
| Activity: | Project-wide | |
| Sub-Activity: | N/A | |
| M&E Plan Version 1 | Modification Description: | Creation of New Indicator |
| | Justification: | Existing indicators do not sufficiently measure project logic. |
| | Justification Description: | Tells MCC the number of people benefiting from local purchases. |

| <i>Number of external livelihood opportunities developed</i> | |
|--|-------|
| Project: | ALTIF |

| | | |
|--|-----------------------------------|--|
| Activity: | Project-wide | |
| Sub-Activity: | N/A | |
| M&E Plan Version 1 | | |
| | Modification Description: | Creation of New Indicator |
| | Justification: | Existing indicators do not sufficiently measure project logic. |
| | Justification Description: | Tells MCC the number of new livelihood opportunities developed in addition to those that are directly purchased by the tourism operator. |
| <i>Value of blended finance instruments committed</i> | | |
| Project: | ALTIF | |
| Activity: | Project-wide | |
| Sub-Activity: | N/A | |
| M&E Plan Version 1 | | |
| | Modification Description: | Creation of New Indicator |
| | Justification: | Existing indicators do not sufficiently measure project logic. |
| | Justification Description: | MCC added these indicators because a request for a specific type of blended finance was made by a potential tourism operator. |

| | | |
|---|-----------------------------------|---|
| <i>Number of blended finance instruments committed</i> | | |
| Project: | ALTIF | |
| Activity: | Project-wide | |
| Sub-Activity: | N/A | |
| M&E Plan Version 1 | | |
| | Modification Description: | Creation of New Indicator |
| | Justification: | Existing indicators do not sufficiently measure project logic. |
| | Justification Description: | MCC added these indicators because a request for a specific type of blended finance was made by a potential tourism operator. |

| | | |
|--|--------------|--|
| <i>Value of finance unlocked by MCC-provided instrument</i> | | |
| Project: | ALTIF | |
| Activity: | Project-wide | |
| Sub-Activity: | N/A | |

| | | |
|-----------------------|-----------------------------------|--|
| M&E Plan Version 1 | Modification Description: | Creation of New Indicator |
| | Justification: | Existing indicators do not sufficiently measure project logic. |
| | Justification Description: | Tells MCC the value of financing unlocked by MCC-funded blended finance instruments. |

| | | |
|---|-----------------------------------|--|
| <i>Number of committed leads</i> | | |
| Project: | ALTIF | |
| Activity: | Project-wide | |
| Sub-Activity: | N/A | |
| M&E Plan Version 1 | Modification Description: | Creation of New Indicator |
| | Justification: | Existing indicators do not sufficiently measure project logic. |
| | Justification Description: | This indicator was updated to match IFC's indicator (indicator name, definition, baselines, and targets). Replaced "Number of facilitated familiarization visits". |

| | | |
|---|-----------------------------------|---|
| <i>More transparent and efficient regulation of tourism investment</i> | | |
| Project: | ALTIF | |
| Activity: | Project-wide | |
| Sub-Activity: | N/A | |
| M&E Plan Version 1 | Modification Description: | Creation of New Indicator |
| | Justification: | Existing indicators do not sufficiently measure project logic. |
| | Justification Description: | Result "Investment Rigidities are minimized, processes made more transparent" appeared in the Threshold Agreement but there was no indicator. |

| | | |
|---|--------------|--|
| <i>Increased understanding among key ecosystem actors on the level of risk sharing investors require for tourism projects in Solomon Islands</i> | | |
| Project: | ALTIF | |
| Activity: | Project-wide | |
| Sub-Activity: | N/A | |

| | | |
|-----------------------|-----------------------------------|--|
| M&E Plan Version 1 | Modification Description: | Indicator Retired |
| | Justification: | Indicator quality is determined poorer than initially thought when included in the plan. |
| | Justification Description: | There was no definition for this indicator. Indicators related to risk sharing have been added (blended finance indicators added). |

| | | |
|--|-----------------------------------|--|
| <i>Increased demand for human capital</i> | | |
| Project: | ALTIF | |
| Activity: | Project-wide | |
| Sub-Activity: | N/A | |
| M&E Plan Version 1 | Modification Description: | Indicator Retired |
| | Justification: | Indicator quality is determined poorer than initially thought when included in the plan. |
| | Justification Description: | The indicators "Number of people benefiting from local purchases by tourism investors" will capture those affected by the project but not directly hired by the investors. |

| | | |
|---|-----------------------------------|--|
| <i>Increased investment in sectors beyond tourism - None/Evaluation only/TBD</i> | | |
| Project: | ALTIF | |
| Activity: | Project-wide | |
| Sub-Activity: | N/A | |
| M&E Plan Version 1 | Modification Description: | Indicator Retired |
| | Justification: | Irrelevant to the project logic. |
| | Justification Description: | No indicator was associated with this result (increased investment in sectors beyond tourism) in the Threshold-Agreement version of the program logic. The revised logic does not include this result. |

| | | |
|--|--------------|--|
| <i>Reduced cost of capital for transactions conducted through the project</i> | | |
| Project: | ALTIF | |
| Activity: | Project-wide | |
| Sub-Activity: | N/A | |

| | | |
|-----------------------|-----------------------------------|--|
| M&E Plan Version 1 | Modification Description: | Indicator Retired |
| | Justification: | Indicator quality is determined poorer than initially thought when included in the plan. |
| | Justification Description: | Indicators "Value of blended finance instruments," "Number of blended finance instruments" and "Value of financing unlocked by MCC-provided instrument" have been added to capture the type of risk-sharing instrument that is being used under the program. |

| | | |
|---|-----------------------------------|--|
| <i>Reduced financial risk for transactions conducted through the project</i> | | |
| Project: | ALTIF | |
| Activity: | Project-wide | |
| Sub-Activity: | N/A | |
| M&E Plan Version 1 | Modification Description: | Indicator Retired |
| | Justification: | Indicator quality is determined poorer than initially thought when included in the plan. |
| | Justification Description: | Indicators "Value of blended finance instruments," "Number of blended finance instruments" and "Value of financing unlocked by MCC-provided instrument" have been added to capture the type of risk-sharing instrument that is being used under the program. |

| | | |
|---|-----------------------------------|---|
| <i>Improved support to investors due to more targeted and coordinated engagement</i> | | |
| Project: | ALTIF | |
| Activity: | Project-wide | |
| Sub-Activity: | N/A | |
| M&E Plan Version 1 | Modification Description: | Indicator Retired |
| | Justification: | Indicator quality is determined poorer than initially thought when included in the plan. |
| | Justification Description: | Indicators "Number of recommendations implemented (via FGR)" and "More transparent and efficient regulation of tourism investment" will capture this concept and replaced this indicator. |

| |
|---|
| <i>New investments in high quality tourism accommodation</i> |
|---|

| | | |
|--|-----------------------------------|---|
| Project: | ALTIF | |
| Activity: | Investment Facilitation | |
| Sub-Activity: | N/A | |
| | | |
| M&E Plan Version 1 | Modification Description: | Indicator Retired |
| | Justification: | Indicator quality is determined poorer than initially thought when included in the plan. |
| | Justification Description: | Indicator was replaced with one that gave MCC more information, "Value of investment generated" with a target of \$6 million. |
| <i>None/Evaluation only/TBD</i> | | |
| Project: | ALTIF | |
| Activity: | Investment Facilitation | |
| Sub-Activity: | N/A | |
| | | |
| M&E Plan Version 1 | Modification Description: | Indicator Retired |
| | Justification: | Irrelevant to the project logic. |
| | Justification Description: | No indicator was associated with this result (Investment rigidities are minimized, processes made more transparent) in the Threshold Agreement version of the program logic. The revised logic does not include this result but included "Barriers to tourism investment removed and processes made more transparent". The indicator "More transparent and efficient regulation of tourism investments" relates to this result. |
| <i>Increased coordination and alignment between ministries/agencies at the national and provincial level on strategic priorities related to tourism investment facilitation</i> | | |
| Project: | ALTIF | |
| Activity: | Investment Facilitation | |
| Sub-Activity: | N/A | |
| | | |
| M&E Plan Version 1 | Modification Description: | Indicator Retired |
| | Justification: | Indicator quality is determined poorer than initially thought when included in the plan. |
| | Justification Description: | Replaced with FGR-related indicators: "Updated list of barriers to tourism investment" and "Number of recommendations implemented." |

| <i>Reduced time for decision making within investment facilitation due to clearly defined owners of key process, clarity on the involvement of different ministries/agencies and lower duplication of efforts</i> | | |
|---|-----------------------------------|---|
| Project: | ALTIF | |
| Activity: | Investment Facilitation | |
| Sub-Activity: | N/A | |
| | | |
| M&E Plan Version 1 | Modification Description: | Indicator Retired |
| | Justification: | Indicator quality is determined poorer than initially thought when included in the plan. |
| | Justification Description: | Replaced with FGR-related indicators: "Updated list of barriers to tourism investment" and "Number of recommendations implemented." |

| <i>Registered land parcels identified for preliminary investability assessment (date)</i> | | |
|---|-----------------------------------|--|
| Project: | ALTIF | |
| Activity: | Investment Facilitation | |
| Sub-Activity: | N/A | |
| | | |
| M&E Plan Version 1 | Modification Description: | Indicator Retired |
| | Justification: | Indicator quality is determined poorer than initially thought when included in the plan. |
| | Justification Description: | Replaced with indicator "Number of preliminary (desktop) risk assessments performed," which includes a target of 10 instead of a date indicator. |

| <i>Registered land parcels identified for preliminary investability assessment (number)</i> | | |
|---|-----------------------------------|---|
| Project: | ALTIF | |
| Activity: | Investment Facilitation | |
| Sub-Activity: | N/A | |
| | | |
| M&E Plan Version 1 | Modification Description: | Indicator Retired |
| | Justification: | Indicator quality is determined poorer than initially thought when included in the plan. |
| | Justification Description: | Replaced with indicator, "Number of preliminary (desktop) risk assessments performed," which includes a target of 10. |

| <i>Site-specific information sheets produced for shortlist sites</i> | | |
|--|-----------------------------------|--|
| Project: | ALTIF | |
| Activity: | Investment Facilitation | |
| Sub-Activity: | N/A | |
| | | |
| M&E Plan Version 1 | Modification Description: | Indicator Retired |
| | Justification: | Indicator quality is determined poorer than initially thought when included in the plan. |
| | Justification Description: | Replaced with indicator, "Number of investable sites identified," which includes a target of 10 instead of a date indicator. |

| <i>Trainings/workshops held with potential tourism investors</i> | | |
|--|-----------------------------------|---|
| Project: | ALTIF | |
| Activity: | Investment Facilitation | |
| Sub-Activity: | N/A | |
| | | |
| M&E Plan Version 1 | Modification Description: | Indicator Retired |
| | Justification: | Indicator quality is determined poorer than initially thought when included in the plan. |
| | Justification Description: | Dropped indicator-IFC is working directly with SIG entities on trainings and capacity building. Replaced with indicator: "Number of firms receiving assistance from IFC-supported IPA agencies," to align with IFC's exact language. Added baseline and target. |

| <i>Trainings/workshops held with the Government</i> | | |
|---|-----------------------------------|--|
| Project: | ALTIF | |
| Activity: | Investment Facilitation | |
| Sub-Activity: | N/A | |
| | | |
| M&E Plan Version 1 | Modification Description: | Indicator Retired |
| | Justification: | Indicator quality is determined poorer than initially thought when included in the plan. |
| | Justification Description: | Replaced with the indicator: "Number of SIG entities receiving advisory services" to align with IFC's exact language. Added baseline and target. |

| <i>Community identification and community engagement planning visits conducted</i> | | |
|--|-----------------------------------|---|
| Project: | ALTIF | |
| Activity: | Investment Facilitation | |
| Sub-Activity: | N/A | |
| | | |
| M&E Plan Version 1 | Modification Description: | Indicator Retired |
| | Justification: | Indicator quality is determined poorer than initially thought when included in the plan. |
| | Justification Description: | During implementation, it has been agreed that community engagement will only occur on identified sites. This community engagement will be captured during the full risk assessments. Replaced with "Number of full risk assessment profiles completed" and added baseline and targets. |

| <i>Trainings/workshops held with community members</i> | | |
|--|-----------------------------------|---|
| Project: | ALTIF | |
| Activity: | Investment Facilitation | |
| Sub-Activity: | N/A | |
| | | |
| M&E Plan Version 1 | Modification Description: | Indicator Retired |
| | Justification: | Indicator quality is determined poorer than initially thought when included in the plan. |
| | Justification Description: | Replaced with "Number of individuals provided awareness-raising trainings about tourism investments and social license" and added baseline and targets. |

| <i>Community members participating in stakeholder engagement sessions</i> | | |
|---|-----------------------------------|--|
| Project: | ALTIF | |
| Activity: | Investment Facilitation | |
| Sub-Activity: | N/A | |
| | | |
| M&E Plan Version 1 | Modification Description: | Indicator Retired |
| | Justification: | Indicator quality is determined poorer than initially thought when included in the plan. |
| | Justification Description: | Replaced with "Number of individuals provided awareness-raising about tourism investments and social license," and added baseline and targets. |

Land parcels with high potential for investability are identified based on established criteria of investability

| | | |
|--------------------|-----------------------------------|--|
| Project: | ALTIF | |
| Activity: | Investment Facilitation | |
| Sub-Activity: | N/A | |
| | | |
| M&E Plan Version 1 | Modification Description: | Indicator Retired |
| | Justification: | Indicator quality is determined poorer than initially thought when included in the plan. |
| | Justification Description: | This date indicator was replaced with the number indicator "Number of investable sites identified" to align with IFC's indicator. Baseline and target added. |

List of vetted and interested socially responsible investors completed

| | | |
|--------------------|-----------------------------------|---|
| Project: | ALTIF | |
| Activity: | Investment Facilitation | |
| Sub-Activity: | N/A | |
| | | |
| M&E Plan Version 1 | Modification Description: | Indicator Retired |
| | Justification: | Indicator quality is determined poorer than initially thought when included in the plan. |
| | Justification Description: | Replaced with "Number of Active Leads" to align with IFC's exact language and added baseline and targets. |

TBD (for result: Outreach to potential investors)

| | | |
|--------------------|-----------------------------------|--|
| Project: | ALTIF | |
| Activity: | Investment Facilitation | |
| Sub-Activity: | N/A | |
| | | |
| M&E Plan Version 1 | Modification Description: | Indicator Retired |
| | Justification: | Indicator quality is determined poorer than initially thought when included in the plan. |
| | Justification Description: | There was no indicator. IFC's indicator "Number of inquiries on investable sites" has been added to assess interest in tourism. Baseline and targets were added. |

Increased capacity of investment facilitation officers in engaging investors

| | | |
|-----------------------|-----------------------------------|---|
| Project: | ALTIF | |
| Activity: | Investment Facilitation | |
| Sub-Activity: | N/A | |
| | | |
| M&E Plan Version 1 | Modification Description: | Indicator Retired |
| | Justification: | Indicator quality is determined poorer than initially thought when included in the plan. |
| | Justification Description: | This indicator was included as an output and its definition was "example of qualitative measurement: Demonstrated effectiveness of investment offices in InvestSolomons and MCT to efficiently move an investor through the investment process. This concept is being covered by IFC's indicator "Number of firms receiving assistance from IFC-supported IPA agencies." Baseline and targets were added. |

| | | |
|---|-----------------------------------|---|
| <i>Number of investment facilitation training events conducted</i> | | |
| Project: | ALTIF | |
| Activity: | Investment Facilitation | |
| Sub-Activity: | N/A | |
| | | |
| M&E Plan Version 1 | Modification Description: | Indicator Retired |
| | Justification: | Indicator quality is determined poorer than initially thought when included in the plan. |
| | Justification Description: | This concept is being covered by IFC's indicator "Number of firms receiving assistance from IFC-supported IPA agencies." Baseline and targets were added. |

| | | |
|---|----------------------------------|--|
| <i>Number of investment facilitation officers trained in relevant skills</i> | | |
| Project: | ALTIF | |
| Activity: | Investment Facilitation | |
| Sub-Activity: | N/A | |
| | | |
| M&E Plan Version 1 | Modification Description: | Indicator Retired |
| | Justification: | Indicator quality is determined poorer than initially thought when included in the plan. |

| | | |
|--|-----------------------------------|---|
| | Justification Description: | This concept is being covered by IFC's indicator "Number of SIG entities receiving advisory services." Baseline and targets were added. |
|--|-----------------------------------|---|

Number of SL agreements achieved

| | |
|---------------|-------------------|
| Project: | ALTIF |
| Activity: | Land Facilitation |
| Sub-Activity: | N/A |

| | | |
|--------------------|-----------------------------------|---|
| M&E Plan Version 1 | Modification Description: | Creation of New Indicator |
| | Justification: | Existing indicators do not sufficiently measure project logic. |
| | Justification Description: | Result "Inclusive Land Governance Planning" appeared in the Threshold Agreement but there was no indicator. Added baseline and target values. |

Number of gender/inclusion recommendations implemented

| | |
|---------------|-------------------|
| Project: | ALTIF |
| Activity: | Land Facilitation |
| Sub-Activity: | N/A |

| | | |
|--------------------|-----------------------------------|---|
| M&E Plan Version 1 | Modification Description: | Creation of New Indicator |
| | Justification: | Existing indicators do not sufficiently measure project logic. |
| | Justification Description: | Added to document potential improvements for women. Baseline and target values added. |

Percentage of social license-threatening disputes resolved

| | |
|---------------|-------------------|
| Project: | ALTIF |
| Activity: | Land Facilitation |
| Sub-Activity: | N/A |

| | | |
|--------------------|-----------------------------------|---|
| M&E Plan Version 1 | Modification Description: | Creation of New Indicator |
| | Justification: | Existing indicators do not sufficiently measure project logic. |
| | Justification Description: | Added to assess durability/sustainability of social license agreements. |

| <i>Number of unique, potential benefit streams agreed upon between investor and communities in the area</i> | | |
|---|-----------------------------------|---|
| Project: | ALTIF | |
| Activity: | Land Facilitation | |
| Sub-Activity: | N/A | |
| | | |
| M&E Plan Version 1 | Modification Description: | Creation of New Indicator |
| | Justification: | Existing indicators do not sufficiently measure project logic. |
| | Justification Description: | Added to assess negotiated versus community proposed benefit streams. Baseline value added. |

| <i>Number of unique, benefit streams identified by community prior to negotiations/discussions with investor</i> | | |
|--|-----------------------------------|---|
| Project: | ALTIF | |
| Activity: | Land Facilitation | |
| Sub-Activity: | N/A | |
| | | |
| M&E Plan Version 1 | Modification Description: | Creation of New Indicator |
| | Justification: | Existing indicators do not sufficiently measure project logic. |
| | Justification Description: | Added to assess negotiated versus community proposed benefit streams, gender disaggregated. Baseline value added. |

| <i>Number of individuals provided awareness-raising about tourism investments and social license</i> | | |
|--|-----------------------------------|--|
| Project: | ALTIF | |
| Activity: | Land Facilitation | |
| Sub-Activity: | N/A | |
| | | |
| M&E Plan Version 1 | Modification Description: | Creation of New Indicator |
| | Justification: | Existing indicators do not sufficiently measure project logic. |
| | Justification Description: | Replaces the indicators related to result "Social license education and facilitation" for each stakeholder group combined into one indicator that will be disaggregated by sex. Added targets. |

| <i>Percentage of women on community governance committees</i> | | |
|---|-----------------------------------|--|
| Project: | ALTIF | |
| Activity: | Land Facilitation | |
| Sub-Activity: | N/A | |
| | | |
| M&E Plan Version 1 | Modification Description: | Creation of New Indicator |
| | Justification: | Existing indicators do not sufficiently measure project logic. |
| | Justification Description: | Added to assess womens' voice/roles. Added targets. |

| <i>Number of women on community governance committees</i> | | |
|---|-----------------------------------|--|
| Project: | ALTIF | |
| Activity: | Land Facilitation | |
| Sub-Activity: | N/A | |
| | | |
| M&E Plan Version 1 | Modification Description: | Creation of New Indicator |
| | Justification: | Existing indicators do not sufficiently measure project logic. |
| | Justification Description: | Added to assess womens' voice/roles. Added targets. |

| <i>Total number of individuals on community governance committees (gender)</i> | | |
|--|-----------------------------------|--|
| Project: | ALTIF | |
| Activity: | Land Facilitation | |
| Sub-Activity: | N/A | |
| | | |
| M&E Plan Version 1 | Modification Description: | Creation of New Indicator |
| | Justification: | Existing indicators do not sufficiently measure project logic. |
| | Justification Description: | Added to assess womens' voice/roles. Added targets. |

| <i>Percentage of youth on community governance committees</i> | | |
|---|-------------------|--|
| Project: | ALTIF | |
| Activity: | Land Facilitation | |

| | | |
|-----------------------|-----------------------------------|--|
| Sub-Activity: | N/A | |
| | | |
| M&E Plan Version 1 | Modification Description: | Creation of New Indicator |
| | Justification: | Existing indicators do not sufficiently measure project logic. |
| | Justification Description: | Added to assess youths' voice/roles. Added targets. |

| | | |
|--|-----------------------------------|--|
| <i>Number of youth on community governance committees</i> | | |
| Project: | ALTIF | |
| Activity: | Land Facilitation | |
| Sub-Activity: | N/A | |
| | | |
| M&E Plan Version 1 | Modification Description: | Creation of New Indicator |
| | Justification: | Existing indicators do not sufficiently measure project logic. |
| | Justification Description: | Added to assess youths' voice/roles. Added targets. |

| | | |
|--|-----------------------------------|--|
| <i>Total number of individuals on community governance committees (age)</i> | | |
| Project: | ALTIF | |
| Activity: | Land Facilitation | |
| Sub-Activity: | N/A | |
| | | |
| M&E Plan Version 1 | Modification Description: | Creation of New Indicator |
| | Justification: | Existing indicators do not sufficiently measure project logic. |
| | Justification Description: | Added to assess youths' voice/roles. Added targets. |

| | | |
|--|----------------------------------|---------------------------|
| <i>Resistance to tourism investment</i> | | |
| Project: | ALTIF | |
| Activity: | Land Facilitation | |
| Sub-Activity: | N/A | |
| | | |
| M&E Plan Version 1 | Modification Description: | Creation of New Indicator |

| | | |
|--|-----------------------------------|---|
| | Justification: | Existing indicators do not sufficiently measure project logic. |
| | Justification Description: | Added to assess communities' views on tourism investment. Related to creating a more receptive tourism investments if done inclusively. |

| <i>Number of investable sites identified</i> | | |
|--|-----------------------------------|--|
| Project: | ALTIF | |
| Activity: | Land Facilitation | |
| Sub-Activity: | N/A | |
| | Modification Description: | Creation of New Indicator |
| M&E Plan Version 1 | Justification: | Existing indicators do not sufficiently measure project logic. |
| | Justification Description: | Used exact indicator and definition provided by the IFC. Replaces "Registered land parcels are identified for preliminary investability assessment". |

| <i>Number of preliminary (Desktop) Risk Assessments performed</i> | | |
|---|-----------------------------------|---|
| Project: | ALTIF | |
| Activity: | Land Facilitation | |
| Sub-Activity: | N/A | |
| | Modification Description: | Creation of New Indicator |
| M&E Plan Version 1 | Justification: | Existing indicators do not sufficiently measure project logic. |
| | Justification Description: | Number of sites that are assessed for risk by Tetra Tech, first assessment. Added baseline and targets. Replaces "Registered land parcels are identified for preliminary investability assessment". |

| <i>Number of risk assessments with site visits</i> | | |
|--|----------------------------------|---------------------------|
| Project: | ALTIF | |
| Activity: | Land Facilitation | |
| Sub-Activity: | N/A | |
| M&E Plan Version 1 | Modification Description: | Creation of New Indicator |

| | | |
|--|-----------------------------------|---|
| | Justification: | Existing indicators do not sufficiently measure project logic. |
| | Justification Description: | Captures the number of sites that pass the first filter and are fully assessed for risk by Tetra Tech. Added baselines and targets. Replaces "Registered land parcels are identified for preliminary investability assessment". |

| <i>Number of medium to high risk sites eliminated</i> | | |
|---|-----------------------------------|---|
| Project: | ALTIF | |
| Activity: | Land Facilitation | |
| Sub-Activity: | N/A | |
| | Modification Description: | Creation of New Indicator |
| M&E Plan Version 1 | Justification: | Existing indicators do not sufficiently measure project logic. |
| | Justification Description: | Captures the number of sites that are eliminated due to risk assessment by Tetra Tech. Added baselines. Replaces "Registered land parcels are identified for preliminary investability assessment". |

| <i>Registered land parcels are identified for preliminary investability assessment (date)</i> | | |
|---|-----------------------------------|---|
| Project: | ALTIF | |
| Activity: | Land Facilitation | |
| Sub-Activity: | N/A | |
| | Modification Description: | Indicator Retired |
| M&E Plan Version 1 | Justification: | Indicator quality is determined poorer than initially thought when included in the plan. |
| | Justification Description: | This indicator corresponds to investment-adjacent communities, which will be considered in the risk assessments performed by Tetra Tech and is captured by indicator, "Number of preliminary (\desktop) risk assessments performed," which includes a target of 10. |

| <i>Number of active leads</i> | | |
|-------------------------------|--|--|
| Project: | ALTIF | |
| Activity: | Increasing Tourism Investment through Investment Facilitation ("Investment Facilitation Sub-Activity") | |
| Sub-Activity: | N/A | |

| | | |
|-----------------------|-----------------------------------|---|
| M&E Plan Version 1 | Modification Description: | Creation of New Indicator |
| | Justification: | Existing indicators do not sufficiently measure project logic. |
| | Justification Description: | Replaces date indicator "List of vetted and interested socially responsible investors completed". Added baseline and target values. |

| | | |
|--|--|---|
| <i>Number of firms receiving assistance from IFC-supported IPA agencies</i> | | |
| Project: | ALTIF | |
| Activity: | Increasing Tourism Investment through Investment Facilitation (“Investment Facilitation Sub-Activity”) | |
| Sub-Activity: | N/A | |
| M&E Plan Version 1 | Modification Description: | Creation of New Indicator |
| | Justification: | Existing indicators do not sufficiently measure project logic. |
| | Justification Description: | This result did not have an indicator in the Threshold Agreement. Added baseline and target values. Replaces "Number of investment facilitation training events conducted". |

| | | |
|---|--|---|
| <i>Number of enquiries on investable sites</i> | | |
| Project: | ALTIF | |
| Activity: | Increasing Tourism Investment through Investment Facilitation (“Investment Facilitation Sub-Activity”) | |
| Sub-Activity: | N/A | |
| M&E Plan Version 1 | Modification Description: | Creation of New Indicator |
| | Justification: | Existing indicators do not sufficiently measure project logic. |
| | Justification Description: | This result "Outreach to potential investors" did not have an indicator in the Threshold Agreement. Added baseline and target values. |

| | | |
|---|--|--|
| <i>Number of reports completed</i> | | |
| Project: | ALTIF | |
| Activity: | Increasing Tourism Investment through Investment Facilitation (“Investment Facilitation Sub-Activity”) | |
| Sub-Activity: | N/A | |

| | | |
|-----------------------|-----------------------------------|---|
| M&E Plan Version 1 | Modification Description: | Creation of New Indicator |
| | Justification: | Existing indicators do not sufficiently measure project logic. |
| | Justification Description: | Captures IFC's indicator for provision of technical assistance. Added baseline and target values. |

| <i>Number of gender/inclusion recommendations</i> | | |
|---|--|---|
| Project: | ALTIF | |
| Activity: | Increasing Tourism Investment through Investment Facilitation (“Investment Facilitation Sub-Activity”) | |
| Sub-Activity: | N/A | |
| M&E Plan Version 1 | Modification Description: | Creation of New Indicator |
| | Justification: | Existing indicators do not sufficiently measure project logic. |
| | Justification Description: | Captures IFC's indicator for provision of technical assistance. Added baseline and target values. |

| <i>Number of SIG entities receiving advisory services</i> | | |
|---|--|---|
| Project: | ALTIF | |
| Activity: | Increasing Tourism Investment through Investment Facilitation (“Investment Facilitation Sub-Activity”) | |
| Sub-Activity: | N/A | |
| M&E Plan Version 1 | Modification Description: | Creation of New Indicator |
| | Justification: | Existing indicators do not sufficiently measure project logic. |
| | Justification Description: | Used IFC's indicator and definition. Captures IFC's provision of advisory services to Government Officials. Added baseline and target values. Replaces "Number of investment facilitation officers trained in relevant skills". |

| <i>Number of recommendations implemented</i> | |
|--|---|
| Project: | ALTIF |
| Activity: | Facilitated Governance Reform (“ALTIF FGR Sub-Activity”). |

| | | |
|-----------------------|-----------------------------------|--|
| Sub-Activity: | N/A | |
| | | |
| M&E Plan Version 1 | Modification Description: | Creation of New Indicator |
| | Justification: | Existing indicators do not sufficiently measure project logic. |
| | Justification Description: | Reflects current program implementation methodology. Replaces "Improved support to investors due to more targeted and coordinated engagement". |

| | | |
|--|---|--|
| <i>Updated list of barriers to tourism investment assessed and compiled</i> | | |
| Project: | ALTIF | |
| Activity: | Facilitated Governance Reform ("ALTIF FGR Sub-Activity"). | |
| Sub-Activity: | N/A | |
| | | |
| M&E Plan Version 1 | Modification Description: | Creation of New Indicator |
| | Justification: | Existing indicators do not sufficiently measure project logic. |
| | Justification Description: | Reflects current program implementation methodology. Added baseline and target values. Replaces "Conclusions of FGR problem-diagnoses shared with MCC and the Government". |

| | | |
|--|---|--|
| <i>Barriers identified for which the FGR process helps find solutions</i> | | |
| Project: | ALTIF | |
| Activity: | Facilitated Governance Reform ("ALTIF FGR Sub-Activity"). | |
| Sub-Activity: | N/A | |
| | | |
| M&E Plan Version 1 | Modification Description: | Creation of New Indicator |
| | Justification: | Existing indicators do not sufficiently measure project logic. |
| | Justification Description: | Added to capture "increased coordination and alignment between ministries/agencies at the national and provincial level on strategic priorities related to tourism investment facilitation" and "Reduced time for decision making within investment facilitation due to clearly defined owners of key process, clarity of the involvement of different ministries/agencies and lower duplication of efforts". Replaces these indicators from Threshold Agreement |

| <i>Satisfaction level of ALTIF task force members on status of task completion/results</i> | | |
|--|---|---|
| Project: | ALTIF | |
| Activity: | Facilitated Governance Reform (“ALTIF FGR Sub-Activity”). | |
| Sub-Activity: | N/A | |
| | | |
| M&E Plan Version 1 | Modification Description: | Creation of New Indicator |
| | Justification: | Existing indicators do not sufficiently measure project logic. |
| | Justification Description: | Added an indicator for Task Force which was not in the Threshold Agreement. Added baseline and target values. |

| <i>Satisfaction level of ALTIF reform team(s) members on status of task completion/results</i> | | |
|--|---|---|
| Project: | ALTIF | |
| Activity: | Facilitated Governance Reform (“ALTIF FGR Sub-Activity”). | |
| Sub-Activity: | N/A | |
| | | |
| M&E Plan Version 1 | Modification Description: | Creation of New Indicator |
| | Justification: | Existing indicators do not sufficiently measure project logic. |
| | Justification Description: | Added an indicator for all phases of project, not identification phase and pilot phase. |

| <i>Percentage of unique individuals actively participating in the FGR process</i> | | |
|---|---|--|
| Project: | ALTIF | |
| Activity: | Facilitated Governance Reform (“ALTIF FGR Sub-Activity”). | |
| Sub-Activity: | N/A | |
| | | |
| M&E Plan Version 1 | Modification Description: | Creation of New Indicator |
| | Justification: | Existing indicators do not sufficiently measure project logic. |
| | Justification Description: | Added an indicator to assess commitment of task force members. Added baseline and target values. |

| <i>Number of recommendations made</i> | |
|---------------------------------------|---|
| Project: | ALTIF |
| Activity: | Facilitated Governance Reform (“ALTIF FGR Sub-Activity”). |

| | | |
|---|---|--|
| Sub-Activity: | N/A | |
| | | |
| M&E Plan Version 1 | Modification Description: | Creation of New Indicator |
| | Justification: | Existing indicators do not sufficiently measure project logic. |
| | Justification Description: | Added to capture IFC's advisory services' outputs. Use IFC indicator and definition. Added baseline and target values. |
| <i>National-level task force begins operations</i> | | |
| Project: | ALTIF | |
| Activity: | Facilitated Governance Reform (“ALTIF FGR Sub-Activity”). | |
| Sub-Activity: | N/A | |
| | | |
| M&E Plan Version 1 | Modification Description: | Creation of New Indicator |
| | Justification: | Existing indicators do not sufficiently measure project logic. |
| | Justification Description: | Added to capture task force functioning. Added baseline and target values. |
| <i>Identification of priorities by the national-level task force</i> | | |
| Project: | ALTIF | |
| Activity: | Facilitated Governance Reform (“ALTIF FGR Sub-Activity”). | |
| Sub-Activity: | N/A | |
| | | |
| M&E Plan Version 1 | Modification Description: | Creation of New Indicator |
| | Justification: | Existing indicators do not sufficiently measure project logic. |
| | Justification Description: | Added to capture task force functioning. Added target. |
| <i>Problem and entry point analysis conducted by national level reform team(s)</i> | | |
| Project: | ALTIF | |
| Activity: | Facilitated Governance Reform (“ALTIF FGR Sub-Activity”). | |
| Sub-Activity: | N/A | |
| | | |
| M&E Plan Version 1 | Modification Description: | Creation of New Indicator |

| | | |
|--|-----------------------------------|--|
| | Justification: | Existing indicators do not sufficiently measure project logic. |
| | Justification Description: | Added to capture annual problem analysis work. Added baseline and target values. |

| <i>Initial problem identification session/s held with full ALTIF FGR working level team</i> | | |
|---|---|---|
| Project: | ALTIF | |
| Activity: | Facilitated Governance Reform (“ALTIF FGR Sub-Activity”). | |
| Sub-Activity: | N/A | |
| | Modification Description: | Indicator Retired |
| M&E Plan Version 1 | Justification: | Indicator quality is determined poorer than initially thought when included in the plan. |
| | Justification Description: | This date indicator was replaced with an annual indicator "Updated list of barriers to tourism investment assessed and compiled." because problem identification/assessment is expected to happen each year. Baseline and targets were added. |

| <i>Satisfaction of ALTIF FGR working level team members on problem identification phase</i> | | |
|---|---|---|
| Project: | ALTIF | |
| Activity: | Facilitated Governance Reform (“ALTIF FGR Sub-Activity”). | |
| Sub-Activity: | N/A | |
| | Modification Description: | Indicator Retired |
| M&E Plan Version 1 | Justification: | Indicator quality is determined poorer than initially thought when included in the plan. |
| | Justification Description: | This indicator was changed to "Satisfaction level of ALTIF task for members on status of task completion/results" to include all phases of the Task Force (not just problem identification). Targets were added for each year of the program. |

| <i>Conclusions of FGR problem-diagnosis shared with MCC and the Government</i> | | |
|--|---|--|
| Project: | ALTIF | |
| Activity: | Facilitated Governance Reform (“ALTIF FGR Sub-Activity”). | |
| Sub-Activity: | N/A | |

| | | |
|-----------------------|-----------------------------------|---|
| M&E Plan Version 1 | Modification Description: | Indicator Retired |
| | Justification: | Indicator quality is determined poorer than initially thought when included in the plan. |
| | Justification Description: | This date indicator was replaced with an annual indicator "Updated list of barriers to tourism investment assessed and compiled." because problem identification/assessment is expected to happen each year. Baseline and targets were added. |

Satisfaction of ALTIF FGR working level team members on progress toward selection of pilot programs

| | |
|---------------|---|
| Project: | ALTIF |
| Activity: | Facilitated Governance Reform ("ALTIF FGR Sub-Activity"). |
| Sub-Activity: | N/A |

| | | |
|-----------------------|-----------------------------------|---|
| M&E Plan Version 1 | Modification Description: | Indicator Retired |
| | Justification: | Indicator quality is determined poorer than initially thought when included in the plan. |
| | Justification Description: | Replaced with Satisfaction level of AFTIF reform team(s) members on status of task completion/results" and added baselines and targets. |

Legal, regulatory, policy or financial mechanisms adopted to promote balanced use of forest resources

| | |
|---------------|--------------|
| Project: | FOVEP |
| Activity: | Project-wide |
| Sub-Activity: | N/A |

| | | |
|-----------------------|-----------------------------------|---|
| M&E Plan Version 1 | Modification Description: | Creation of New Indicator |
| | Justification: | Existing indicators do not sufficiently measure project logic. |
| | Justification Description: | Replaces "Improved enforcement of existing concession laws" with the mechanisms adopted during the project that will be provided for an evaluator to assess if these led to improved enforcement. Added baseline and target values. |

Household income of community members participating in Payment for Environmental Services

| | |
|----------|-------|
| Project: | FOVEP |
|----------|-------|

| | | |
|--|-----------------------------------|--|
| Activity: | Project-wide | |
| Sub-Activity: | N/A | |
| | | |
| M&E Plan Version 1 | Modification Description: | Creation of New Indicator |
| | Justification: | Existing indicators do not sufficiently measure project logic. |
| | Justification Description: | There was no indicator in the Threshold Agreement for "Greater and more inclusive benefits". |
| <i>Value of carbon credits disbursed to community</i> | | |
| Project: | FOVEP | |
| Activity: | Project-wide | |
| Sub-Activity: | N/A | |
| | | |
| M&E Plan Version 1 | Modification Description: | Creation of New Indicator |
| | Justification: | Existing indicators do not sufficiently measure project logic. |
| | Justification Description: | There was no indicator in the Threshold Agreement for "Greater and more inclusive benefits". |

| | | |
|--|-----------------------------------|---|
| <i>Percentage of community members from marginalized groups that are receiving benefits from Payment for Ecosystem Services</i> | | |
| Project: | FOVEP | |
| Activity: | Project-wide | |
| Sub-Activity: | N/A | |
| | | |
| M&E Plan Version 1 | Modification Description: | Creation of New Indicator |
| | Justification: | Existing indicators do not sufficiently measure project logic. |
| | Justification Description: | There was no indicator in the Threshold Agreement for "Greater and more inclusive benefits". Added baseline and target value. |

| | | |
|--|--------------|--|
| <i>Total value of carbon credits sold by target communities</i> | | |
| Project: | FOVEP | |
| Activity: | Project-wide | |
| Sub-Activity: | N/A | |
| | | |

| | | |
|-----------------------|-----------------------------------|--|
| M&E Plan Version 1 | Modification Description: | Creation of New Indicator |
| | Justification: | Existing indicators do not sufficiently measure project logic. |
| | Justification Description: | There was no indicator in the Threshold Agreement for "Greater and more inclusive benefits". |

| <i>Number of tons of CO2 sequestered</i> | | |
|--|-----------------------------------|--|
| Project: | FOVEP | |
| Activity: | Project-wide | |
| Sub-Activity: | N/A | |
| M&E Plan Version 1 | Modification Description: | Creation of New Indicator |
| | Justification: | Existing indicators do not sufficiently measure project logic. |
| | Justification Description: | There was no indicator in the Threshold Agreement for CO2 sequestered. |

| <i>Forest cover in PES zones</i> | | |
|----------------------------------|-----------------------------------|---|
| Project: | FOVEP | |
| Activity: | Project-wide | |
| Sub-Activity: | N/A | |
| M&E Plan Version 1 | Modification Description: | Indicator Retired |
| | Justification: | An indicator has been added that is deemed to be a superior way of measuring the same variable. |
| | Justification Description: | To assess program-logic result “attenuated negative environmental impacts”, the “number of hectares of avoided deforestation” is being used, which is very similar to this indicator. To accurately report on this indicator, the PES zone would be assessed against a ‘matched-comparison’ area. As part of the audit, the auditors may look at forest cover relative to a matched comparison group. |

| <i>Improved enforcement of existing concession laws</i> | | |
|---|--------------|--|
| Project: | FOVEP | |
| Activity: | Project-wide | |
| Sub-Activity: | N/A | |

| | | |
|-----------------------|-----------------------------------|---|
| M&E Plan Version 1 | Modification Description: | Indicator Retired |
| | Justification: | Indicator quality is determined poorer than initially thought when included in the plan. |
| | Justification Description: | The indicator "Legal, regulatory, policy or financial mechanisms adopted to promote balanced use of forest resources" replaced this indicator. There was no definition in the Threshold Agreement for this indicator. This information will be provided to an evaluator to assess if these changes led to improved enforcement. |

Number of new income generating activities launched

| | |
|---------------|-------|
| Project: | FOVEP |
| Activity: | PES |
| Sub-Activity: | N/A |

| | | |
|-----------------------|-----------------------------------|--|
| M&E Plan Version 1 | Modification Description: | Creation of New Indicator |
| | Justification: | Existing indicators do not sufficiently measure project logic. |
| | Justification Description: | Added baselines and target values. Replaced "Increased proportion of non-logging economic activities in selected zones" and captures "Number of small businesses supported" and "New income generating activities launched." |

Number of total hectares declared Protected under the Protected Area Act.

| | |
|---------------|-------|
| Project: | FOVEP |
| Activity: | PES |
| Sub-Activity: | N/A |

| | | |
|-----------------------|-----------------------------------|--|
| M&E Plan Version 1 | Modification Description: | Creation of New Indicator |
| | Justification: | Existing indicators do not sufficiently measure project logic. |
| | Justification Description: | More precise indicator, added baseline and target values. Replaced "Proportion of selected zones with approved forest management plans." |

Number of community members with greater understanding to engage in carbon markets

| | |
|-----------|-------|
| Project: | FOVEP |
| Activity: | PES |

| | | |
|---|-----------------------------------|--|
| Sub-Activity: | N/A | |
| <i>Number of community-based entities registered</i> | | |
| M&E Plan Version 1 | Modification Description: | Creation of New Indicator |
| | Justification: | Existing indicators do not sufficiently measure project logic. |
| | Justification Description: | To assess the result “communities meet requirements to access carbon market”, this indicator was added to document the scale (i.e. number of individuals) of community preparedness. |
| <i>Number of community-based entities registered</i> | | |
| Project: | FOVEP | |
| Activity: | PES | |
| Sub-Activity: | N/A | |
| <i>Number of community-based entities registered</i> | | |
| M&E Plan Version 1 | Modification Description: | Creation of New Indicator |
| | Justification: | Existing indicators do not sufficiently measure project logic. |
| | Justification Description: | This indicator is a major milestone for accessing carbon markets. A community-based entity, that can receive funds, must exist prior to accessing the carbon markets. |

| | | |
|---|-----------------------------------|--|
| <i>Number of benefit sharing plans developed</i> | | |
| Project: | FOVEP | |
| Activity: | PES | |
| Sub-Activity: | N/A | |
| <i>Number of benefit sharing plans developed</i> | | |
| M&E Plan Version 1 | Modification Description: | Creation of New Indicator |
| | Justification: | Existing indicators do not sufficiently measure project logic. |
| | Justification Description: | This indicator was replaced to capture the result, “Economic Inclusion Mechanisms established and functional” from the revised program logic. These plans document how the community will allocate carbon credit disbursements within the community. |

| | | |
|--|-------|--|
| <i>Number of functional women's saving groups/clubs</i> | | |
| Project: | FOVEP | |
| Activity: | PES | |

| | | |
|-----------------------|-----------------------------------|--|
| Sub-Activity: | N/A | |
| M&E Plan Version 1 | Modification Description: | Creation of New Indicator |
| | Justification: | Existing indicators do not sufficiently measure project logic. |
| | Justification Description: | Added indicator for "Women's Economic Empowerment" Result from the Threshold Agreement. There was no indicator in the Agreement for this result. |

| | | |
|---|-----------------------------------|--|
| <i>Individuals completing technical forestry-carbon trainings and livelihood trainings</i> | | |
| Project: | FOVEP | |
| Activity: | PES | |
| Sub-Activity: | N/A | |
| M&E Plan Version 1 | Modification Description: | Creation of New Indicator |
| | Justification: | Existing indicators do not sufficiently measure project logic. |
| | Justification Description: | Combined indicators related to individuals trained into 1 indicator for individuals trained with disaggregation. Captures indicators from Threshold Agreement, "Community members trained in relation to alternative livelihood opportunities and Number of alternative livelihoods trainees." |

| | | |
|---|-----------------------------------|---|
| <i>Number of trainings conducted on technical forestry-carbon trainings and livelihood trainings</i> | | |
| Project: | FOVEP | |
| Activity: | PES | |
| Sub-Activity: | N/A | |
| M&E Plan Version 1 | Modification Description: | Creation of New Indicator |
| | Justification: | Existing indicators do not sufficiently measure project logic. |
| | Justification Description: | Captures indicators from Threshold Agreement, "Number of small businesses supported" and "Alternative Livelihood trainings conducted, " |

| | | |
|---|-------|--|
| <i>Number of Payment for Ecosystem Services project sites selected</i> | | |
| Project: | FOVEP | |

| | | |
|---|-----------------------------------|---|
| Activity: | PES | |
| Sub-Activity: | N/A | |
| M&E Plan Version 1 | | |
| | Modification Description: | Creation of New Indicator |
| | Justification: | Existing indicators do not sufficiently measure project logic. |
| | Justification Description: | Captures number of unique sites selected by the project. |
| <i>Number of Project Development Agreements signed with target communities</i> | | |
| Project: | FOVEP | |
| Activity: | PES | |
| Sub-Activity: | N/A | |
| M&E Plan Version 1 | | |
| | Modification Description: | Creation of New Indicator |
| | Justification: | Existing indicators do not sufficiently measure project logic. |
| | Justification Description: | Replaces "Signed agreements with forest management areas" indicator. |
| <i>Proportion of selected zones with approved forest management plans</i> | | |
| Project: | FOVEP | |
| Activity: | PES | |
| Sub-Activity: | N/A | |
| M&E Plan Version 1 | | |
| | Modification Description: | Indicator Retired |
| | Justification: | Indicator quality is determined poorer than initially thought when included in the plan. |
| | Justification Description: | This indicator was replaced with "Number of Project Development Agreements signed with target communities" to be consistent with the implementer's methodology. |
| <i>Increased proportion of non-logging economic activities in selected zones</i> | | |
| Project: | FOVEP | |
| Activity: | PES | |
| Sub-Activity: | N/A | |

| | | |
|-----------------------|-----------------------------------|--|
| M&E Plan Version 1 | Modification Description: | Indicator Retired |
| | Justification: | Indicator quality is determined poorer than initially thought when included in the plan. |
| | Justification Description: | This indicator was replaced with "Value of carbon credits disbursed to community" which captures non-logging economic activity and is consistent with the implementer's methodology. |

Legally recognized and functional forest management governance structures (e.g. project owners) in participating project areas

| | |
|---------------|-------|
| Project: | FOVEP |
| Activity: | PES |
| Sub-Activity: | N/A |

| | | |
|-----------------------|-----------------------------------|---|
| M&E Plan Version 1 | Modification Description: | Indicator Retired |
| | Justification: | Indicator quality is determined poorer than initially thought when included in the plan. |
| | Justification Description: | This indicator was replaced with "Number of community-based entities registered," which is consistent with the implementer's methodology. |

Total Area of PES forest management zones

| | |
|---------------|-------|
| Project: | FOVEP |
| Activity: | PES |
| Sub-Activity: | N/A |

| | | |
|-----------------------|-----------------------------------|--|
| M&E Plan Version 1 | Modification Description: | Indicator Retired |
| | Justification: | Indicator quality is determined poorer than initially thought when included in the plan. |
| | Justification Description: | This indicator was replaced with "Number of total hectares declared Protected under the Protected Area Act," which is consistent with the implementer's methodology. Date was changed to number of hectares. |

Participation rate of women in forest governance agreements

| | |
|---------------|-------|
| Project: | FOVEP |
| Activity: | PES |
| Sub-Activity: | N/A |

| | | |
|-----------------------|-----------------------------------|--|
| M&E Plan Version 1 | Modification Description: | Indicator Retired |
| | Justification: | Indicator quality is determined poorer than initially thought when included in the plan. |
| | Justification Description: | This indicator was replaced with "Proportion of women signatories to signed forest management agreements," which is consistent with the implementer's methodology. |

| | | |
|--|-----------------------------------|---|
| <i>Signed agreements with forest management areas</i> | | |
| Project: | FOVEP | |
| Activity: | PES | |
| Sub-Activity: | N/A | |
| M&E Plan Version 1 | Modification Description: | Indicator Retired |
| | Justification: | Indicator quality is determined poorer than initially thought when included in the plan. |
| | Justification Description: | This indicator was replaced with "Number of signed Project Agreements," which is consistent with the implementer's methodology. |

| | | |
|---|-----------------------------------|--|
| <i>Total area of PES forest management zones</i> | | |
| Project: | FOVEP | |
| Activity: | PES | |
| Sub-Activity: | N/A | |
| M&E Plan Version 1 | Modification Description: | Indicator Retired |
| | Justification: | Indicator quality is determined poorer than initially thought when included in the plan. |
| | Justification Description: | This indicator was replaced with "Number of total hectares declared Protected under the Protected Area Act," which is consistent with the implementer's methodology. Date was changed to number of hectares. |

| | | |
|--|-------|--|
| <i>First PES accreditation achieved</i> | | |
| Project: | FOVEP | |
| Activity: | PES | |
| Sub-Activity: | N/A | |

| | | |
|-----------------------|-----------------------------------|--|
| M&E Plan Version 1 | Modification Description: | Indicator Retired |
| | Justification: | Irrelevant to the program logic. |
| | Justification Description: | There is already an indicator "Number of PES accreditations achieved." The date indicator was dropped because it was redundant with the number of accreditations achieved. |

| | | |
|--|-----------------------------------|---|
| <i>Number of hectares under PES accreditation</i> | | |
| Project: | FOVEP | |
| Activity: | PES | |
| Sub-Activity: | N/A | |
| M&E Plan Version 1 | Modification Description: | Indicator Retired |
| | Justification: | Indicator quality is determined poorer than initially thought when included in the plan. |
| | Justification Description: | The indicator was replaced with "Number of hectares of avoided deforestation in PES zones" which is consistent with the implementer's methodology. The number of hectares under PES accreditation would be the baseline for this new indicator. |

| | | |
|--|-----------------------------------|---|
| <i>Number of small businesses supported</i> | | |
| Project: | FOVEP | |
| Activity: | PES | |
| Sub-Activity: | N/A | |
| M&E Plan Version 1 | Modification Description: | Indicator Retired |
| | Justification: | Indicator quality is determined poorer than initially thought when included in the plan. |
| | Justification Description: | The indicator was replaced with "Number of benefit sharing plans developed" which is consistent with the implementer's methodology. These plans identify which entities/individuals will receive support from the PES income. |

| | | |
|--|-------|--|
| <i>Alternative livelihood trainings conducted</i> | | |
| Project: | FOVEP | |

| | | |
|-----------------------|-----------------------------------|---|
| Activity: | PES | |
| Sub-Activity: | N/A | |
| | | |
| M&E Plan Version 1 | Modification Description: | Indicator Retired |
| | Justification: | Indicator quality is determined poorer than initially thought when included in the plan. |
| | Justification Description: | The indicator was replaced with "Number of trainings conducted on technical forestry-carbon trainings and livelihood trainings" which is consistent with the implementer's methodology. Baseline and target values were added for this new indicator. |

| | | |
|---|-----------------------------------|---|
| <i>Community members trained in relation to alternative livelihood opportunities</i> | | |
| Project: | FOVEP | |
| Activity: | PES | |
| Sub-Activity: | N/A | |
| | | |
| M&E Plan Version 1 | Modification Description: | Indicator Retired |
| | Justification: | Indicator quality is determined poorer than initially thought when included in the plan. |
| | Justification Description: | The indicator was replaced with "Individuals completing technical forestry-carbon trainings and livelihood trainings" which is consistent with the implementer's methodology. Baseline and target values were added for this new indicator. |

| | | |
|--|-----------------------------------|---|
| <i>Number of alternative livelihoods trainees</i> | | |
| Project: | FOVEP | |
| Activity: | PES | |
| Sub-Activity: | N/A | |
| | | |
| M&E Plan Version 1 | Modification Description: | Indicator Retired |
| | Justification: | Indicator quality is determined poorer than initially thought when included in the plan. |
| | Justification Description: | The indicator was replaced with "Individuals completing technical forestry-carbon trainings and livelihood trainings" which is consistent with the implementer's methodology. Baseline and target values were added for this new indicator. |

| <i>Updated list of barriers to balanced use of forest resources assessed and compiled</i> | | |
|---|--|---|
| Project: | FOVEP | |
| Activity: | Policy and Institutional Reforms for Alternative Forest Management. (“FoVEP FGR Sub-Activity”) | |
| Sub-Activity: | N/A | |
| M&E Plan Version 1 | Modification Description: | Creation of New Indicator |
| | Justification: | Existing indicators do not sufficiently measure project logic. |
| | Justification Description: | The annual submission will be shared with the evaluator to assess progress on barriers. Replaces "Conclusions of FGR problem-diagnoses shared with MCC and the Government". |

| <i>Barriers identified for which the FGR process helps find solutions</i> | | |
|---|--|---|
| Project: | FOVEP | |
| Activity: | Policy and Institutional Reforms for Alternative Forest Management. (“FoVEP FGR Sub-Activity”) | |
| Sub-Activity: | N/A | |
| M&E Plan Version 1 | Modification Description: | Creation of New Indicator |
| | Justification: | Existing indicators do not sufficiently measure project logic. |
| | Justification Description: | Provides an assessment of the FGR process' accomplishments. Replaces "Completed project plan for the FoVEP FGR working level team". |

| <i>Percentage of unique individuals actively participating in the FGR process</i> | | |
|---|--|--|
| Project: | FOVEP | |
| Activity: | Policy and Institutional Reforms for Alternative Forest Management. (“FoVEP FGR Sub-Activity”) | |
| Sub-Activity: | N/A | |
| M&E Plan Version 1 | Modification Description: | Creation of New Indicator |
| | Justification: | Existing indicators do not sufficiently measure project logic. |

| | | |
|--|-----------------------------------|--|
| | Justification Description: | Assesses the level of participation in/commitment to the FGR working group and task force. Replaces "Forest management working level team(s) established". |
|--|-----------------------------------|--|

Identification of priorities by the national-level task force

| | | |
|--------------------|--|---|
| Project: | FOVEP | |
| Activity: | Policy and Institutional Reforms for Alternative Forest Management. ("FoVEP FGR Sub-Activity") | |
| Sub-Activity: | N/A | |
| | Modification Description: | Creation of New Indicator |
| M&E Plan Version 1 | Justification: | Existing indicators do not sufficiently measure project logic. |
| | Justification Description: | The annual submission will be shared with the evaluator to assess progress on priorities. R"Initial problem identification session(s) held with full FoVEP FGR working level team". |

National-level working team(s) begins operations

| | | |
|--------------------|--|---|
| Project: | FOVEP | |
| Activity: | Policy and Institutional Reforms for Alternative Forest Management. ("FoVEP FGR Sub-Activity") | |
| Sub-Activity: | N/A | |
| | Modification Description: | Creation of New Indicator |
| M&E Plan Version 1 | Justification: | Existing indicators do not sufficiently measure project logic. |
| | Justification Description: | Replaces "Initial problem identification session(s) held with full FoVEP FGR working level team". |

Problem and entry point analysis conducted by national level working team(s)

| | | |
|--------------------|--|---------------------------|
| Project: | FOVEP | |
| Activity: | Policy and Institutional Reforms for Alternative Forest Management. ("FoVEP FGR Sub-Activity") | |
| Sub-Activity: | N/A | |
| M&E Plan Version 1 | Modification Description: | Creation of New Indicator |

| | | |
|--|-----------------------------------|---|
| | Justification: | Existing indicators do not sufficiently measure project logic. |
| | Justification Description: | The annual submission will be shared with the evaluator to assess progress on priorities. |

| <i>Provincial-level FGR group(s) begin operations</i> | | |
|---|--|--|
| Project: | FOVEP | |
| Activity: | Policy and Institutional Reforms for Alternative Forest Management. (“FoVEP FGR Sub-Activity”) | |
| Sub-Activity: | N/A | |
| | | |
| M&E Plan Version 1 | Modification Description: | Creation of New Indicator |
| | Justification: | Existing indicators do not sufficiently measure project logic. |
| | Justification Description: | The Threshold Agreement indicators do not distinguish between national and provincial level FGR. |

| <i>Identification of priorities by provincial-level FGR groups</i> | | |
|--|--|---|
| Project: | FOVEP | |
| Activity: | Policy and Institutional Reforms for Alternative Forest Management. (“FoVEP FGR Sub-Activity”) | |
| Sub-Activity: | N/A | |
| | | |
| M&E Plan Version 1 | Modification Description: | Creation of New Indicator |
| | Justification: | Existing indicators do not sufficiently measure project logic. |
| | Justification Description: | The annual submission will be shared with the evaluator to assess progress on priorities. |

| <i>Changes in regulation and/or enforcement are supportive of sustainable logging and non-logging uses of forests</i> | | |
|---|---|--|
| Project: | FOVEP | |
| Activity: | Facilitated Governance Reform (“ALTIF FGR Sub-Activity”). | |
| Sub-Activity: | N/A | |
| | | |
| M&E Plan Version 1 | Modification Description: | Indicator Retired |
| | Justification: | Indicator quality is determined poorer than initially thought when included in the plan. |

| | | |
|--|-----------------------------------|---|
| | Justification Description: | The indicator "Legal, regulatory, policy or financial mechanisms adopted to promote balanced use of forest resources" replaced this indicator. There was no definition in the Threshold Agreement for this indicator. |
|--|-----------------------------------|---|

| <i>Forest management working level team/s established</i> | | |
|---|---|--|
| Project: | FOVEP | |
| Activity: | Facilitated Governance Reform (“ALTIF FGR Sub-Activity”). | |
| Sub-Activity: | N/A | |
| | Modification Description: | Indicator Retired |
| M&E Plan Version 1 | Justification: | Indicator quality is determined poorer than initially thought when included in the plan. |
| | Justification Description: | The indicator was replaced with "National-level working team(s) begins operations" and Provincial-level FGR groups begin operations," which is consistent with the implementer's methodology. Target values (dates) were added for each new indicator. |

| <i>Completed project plan for the FoVEP FGR working level team</i> | | |
|--|---|--|
| Project: | FOVEP | |
| Activity: | Facilitated Governance Reform (“ALTIF FGR Sub-Activity”). | |
| Sub-Activity: | N/A | |
| | Modification Description: | Indicator Retired |
| M&E Plan Version 1 | Justification: | Indicator quality is determined poorer than initially thought when included in the plan. |
| | Justification Description: | The indicator was replaced with "Barriers identified for which the FGR process helps find solutions" and "Identification of priorities by the national-level task force", which is consistent with the implementer's methodology. Target values were added for each new indicator. |

| <i>Initial problem identification session/s held with full FoVEP FGR working level team</i> | | |
|---|---|--|
| Project: | FOVEP | |
| Activity: | Facilitated Governance Reform (“ALTIF FGR Sub-Activity”). | |
| Sub-Activity: | N/A | |

| | | |
|-----------------------|-----------------------------------|---|
| M&E Plan Version 1 | Modification Description: | Indicator Retired |
| | Justification: | Indicator quality is determined poorer than initially thought when included in the plan. |
| | Justification Description: | The indicator was replaced with "National-level task force begins operations", which is consistent with the implementer's methodology. Target values (dates) were added for each new indicator. |

| <i>Satisfaction of FoVEP FGR working level team members on problem identification phase</i> | | |
|---|---|---|
| Project: | FOVEP | |
| Activity: | Facilitated Governance Reform (“ALTIF FGR Sub-Activity”). | |
| Sub-Activity: | N/A | |
| M&E Plan Version 1 | Modification Description: | Indicator Retired |
| | Justification: | Indicator quality is determined poorer than initially thought when included in the plan. |
| | Justification Description: | The indicator was replaced with "Satisfaction level of FoVep working team(s) members on status of task completion/results", which is consistent with the implementer's methodology. In the M&E Plan, satisfaction will be assessed each year to cover different phases of the FGR process (problem identification, selection of tasks and task completion/results). Baseline and target values were added for this new indicator. |

| <i>Conclusions of FGR problem-diagnosis shared with MCC and the Government</i> | | |
|--|---|--|
| Project: | FOVEP | |
| Activity: | Facilitated Governance Reform (“ALTIF FGR Sub-Activity”). | |
| Sub-Activity: | N/A | |
| M&E Plan Version 1 | Modification Description: | Indicator Retired |
| | Justification: | Indicator quality is determined poorer than initially thought when included in the plan. |
| | Justification Description: | The indicator was replaced with "Updated list of barriers to balanced use of forest resources assessed and compiled", which is consistent with the implementer's methodology. This new indicator will be reported each year as the problems might change over time. The annually updated list will be shared with the evaluators |

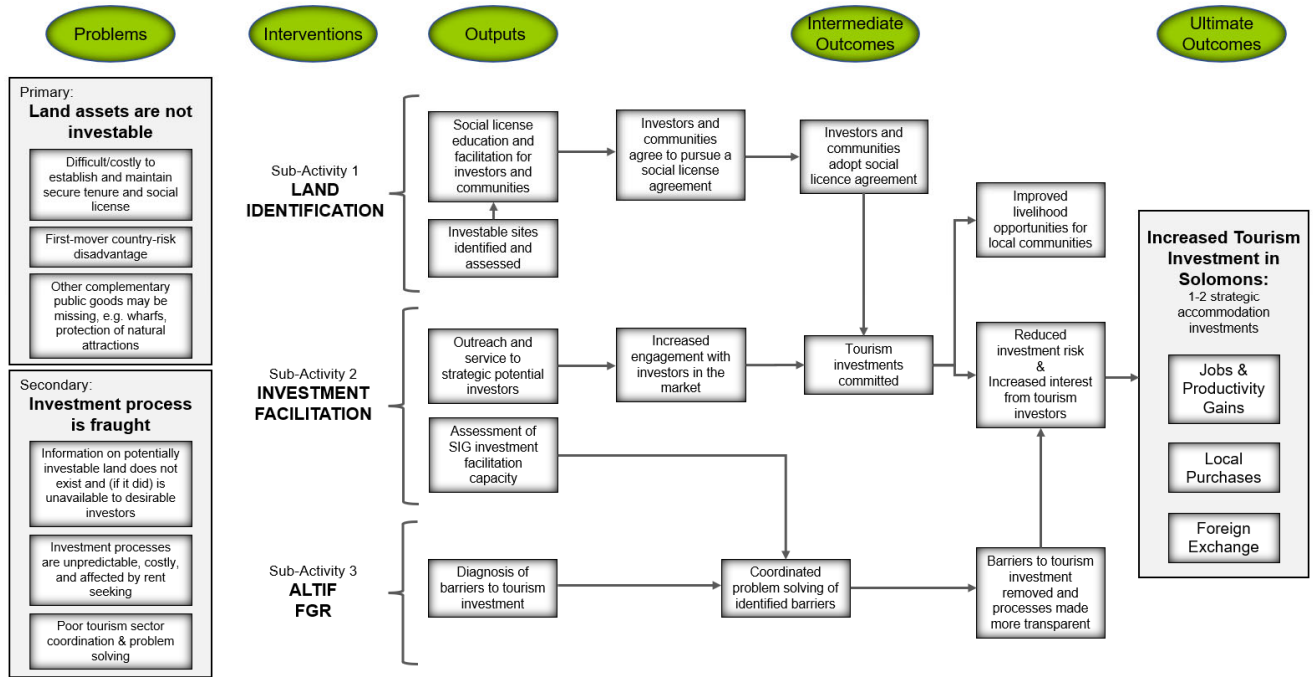
| | |
|--|---|
| | so that they understand the evolution of the FGR process. |
|--|---|

| <i>Satisfaction of FoVEP FGR working level team members on progress towards selection of tasks</i> | | |
|--|---|---|
| Project: | FOVEP | |
| Activity: | Facilitated Governance Reform (“ALTIF FGR Sub-Activity”). | |
| Sub-Activity: | N/A | |
| | Modification Description: | Indicator Retired |
| | Justification: | Indicator quality is determined poorer than initially thought when included in the plan. |
| M&E Plan Version 1 | Justification Description: | The indicator was replaced with "Satisfaction level of FoVep working team(s) members on status of task completion/results", which is consistent with the implementer's methodology. In the M&E Plan, satisfaction will be assessed each year to cover different phases of the FGR process (problem identification, selection of tasks and task completion/results). Baseline and target values were added for this new indicator. |

| <i>Satisfaction of FoVEP FGR working level team members on status of task completion/results</i> | | |
|--|---|---|
| Project: | FOVEP | |
| Activity: | Facilitated Governance Reform (“ALTIF FGR Sub-Activity”). | |
| Sub-Activity: | N/A | |
| | Modification Description: | Indicator Retired |
| | Justification: | Indicator quality is determined poorer than initially thought when included in the plan. |
| M&E Plan Version 1 | Justification Description: | The indicator was replaced with "Satisfaction level of FoVep working team(s) members on status of task completion/results", which is consistent with the implementer's methodology. In the M&E Plan, satisfaction will be assessed each year to cover different phases of the FGR process (problem identification, selection of tasks and task completion/results). Baseline and target values were added for this new indicator. |

3.3 Previous Program Logic

Accessing Land for Tourism Investment Facilitation (ALTIF) Project



Forest Value Enhancement Project

