

# 2023 Country Scorebook



MILLENNIUM  
CHALLENGE CORPORATION  
UNITED STATES OF AMERICA





# 2023 Country Scorebook



MILLENNIUM  
CHALLENGE CORPORATION

Reducing Poverty Through Growth





# Contents

Introduction to the Millennium Challenge Account.....1

About This Scorebook .....1

Indicators—What They Measure..... 3

    Ruling Justly..... 3

    Investing in People ..... 4

    Encouraging Economic Freedom ..... 5

Reading the Scores—A Reference Guide ..... 6



## Country Index

Afghanistan .....	8
Algeria .....	58
Angola .....	9
Bangladesh.....	59
Benin.....	10
Bhutan .....	60
Bolivia .....	61
Burkina Faso.....	11
Burma .....	12
Burundi .....	13
Cabo Verde .....	62
Cambodia.....	14
Cameroon.....	15
Central African Republic.....	16
Chad.....	17
Comoros.....	18
Congo, Dem. Rep. ....	19
Congo, Rep. ....	20
Côte d’Ivoire .....	63
Djibouti .....	64
Egypt, Arab Rep.....	65
El Salvador .....	66
Eritrea .....	21
Eswatini.....	67
Ethiopia .....	22
Gambia .....	23
Ghana .....	68



Guinea .....	24
Guinea-Bissau .....	25
Haiti .....	26
Honduras .....	69
India .....	70
Indonesia.....	71
Iran.....	72
Kenya .....	27
Kiribati.....	73
Kyrgyz Republic.....	28
Lao PDR .....	74
Lebanon.....	75
Lesotho.....	29
Liberia.....	30
Madagascar .....	31
Malawi .....	32
Mali .....	33
Mauritania .....	34
Micronesia, Fed. Sts.....	76
Mongolia.....	77
Morocco .....	78
Mozambique .....	35
Nepal.....	36
Nicaragua.....	37
Niger .....	38
Nigeria .....	79
North Korea .....	39
Pakistan .....	40
Papua New Guinea .....	80

Philippines .....	81
Rwanda.....	41
Samoa .....	82
São Tomé and Príncipe .....	83
Senegal.....	42
Sierra Leone .....	43
Solomon Islands .....	84
Somalia.....	44
South Sudan .....	45
Sri Lanka .....	85
Sudan .....	46
Syrian Arab Republic.....	47
Tajikistan.....	48
Tanzania .....	49
Timor-Leste.....	50
Togo .....	51
Tunisia .....	86
Uganda .....	52
Ukraine.....	87
Uzbekistan .....	53
Vanuatu .....	88
Vietnam.....	89
Yemen, Rep.....	54
Zambia .....	55
Zimbabwe .....	56





## Introduction to the Millennium Challenge Account

Established in 2004, the Millennium Challenge Account (MCA) is an innovative foreign assistance program designed to reduce poverty in developing countries through sustainable economic growth. As an independent U.S. Government agency, the Millennium Challenge Corporation (MCC) administers the MCA funds that are provided annually by Congress. MCC is managed by a Chief Executive Officer (CEO) with oversight from a Board of Directors. The Board is composed of five public sector members—the Secretary of State, Secretary of the Treasury, U.S. Trade Representative, Administrator of the U.S. Agency for International Development, and MCC’s CEO—and four private sector members appointed by the President and confirmed by the U.S. Senate. MCC draws its diverse staff from various U.S. Government agencies, the private sector, universities, international development agencies, and non-governmental organizations.

Every year, the MCC Board of Directors meets to select countries as eligible to develop a proposal for MCA assistance (see box describing MCC’s assistance programs). Recognizing that development is achieved by a country’s own efforts, policies, and people, MCC’s assistance offers selected countries an opportunity to identify their own priorities for achieving sustainable economic growth and poverty reduction. Once selected as eligible, a country conducts an economic analysis and undertakes the process of developing a proposal for funding in broad consultation with its own citizens. MCC teams work in partnership with eligible countries to refine their compact proposals in order to ensure the programs’ focus on poverty reduction through sustainable economic growth. Proposed compacts also describe how the country plans to manage and implement its MCA program, including how it will ensure financial accountability, transparency, and fair and open procurement, as well as how it will measure results.

## About This Scorebook

The 2023 Country Performance Scorebook is the twentieth publication of country performance data since the establishment of MCC. The Scorebook presents information on country performance on independent and transparent indicators developed by third-parties that measure countries’ demonstrated commitment to just and democratic governance, investments in the people of a country, and economic freedom. These indicators inform the Board of Directors, MCC staff, Congress, and the Administration of candidate countries’ broad policy framework for encouraging poverty reduction through economic growth. We hope this can also be a tool for citizens, civil society organizations, journalists, the private sector, and governments around the world to monitor performance and advocate for continued policy reform.

This year’s Scorebook includes data on 81 countries (66 candidates and 15 countries that meet the income parameters for candidacy but are statutorily prohibited from receiving assistance), including countries that were selected as eligible in previous years for compact or threshold assistance. A country is determined to be a candidate for MCA funding if its per capita income falls within predetermined parameters set by Congress and if it is not subject to certain restrictions on U.S. foreign assistance.

For Fiscal Year 2023 (FY23), MCC is continuing to use the historical ceiling for eligibility as set by the World Bank’s International Development Association (IDA) to divide the 81 countries into two income groups for the purpose of comparative analysis on the policy performance indicators. These two income

## Compact & Threshold Countries

An MCC compact is a multi-year agreement between MCC and an eligible country to fund specific programs targeted at reducing poverty and stimulating economic growth. MCC has signed 42 compacts with 31 countries worth more than \$14 billion with Armenia, Benin, Burkina Faso, Cabo Verde, Côte d'Ivoire, El Salvador, Georgia, Ghana, Honduras, Indonesia, Jordan, Kosovo, Lesotho, Liberia, Madagascar, Malawi, Mali, Moldova, Mongolia, Morocco, Mozambique, Namibia, Nepal, Nicaragua, Niger, Philippines, Senegal, Tanzania, Timor-Leste, Vanuatu, and Zambia. MCC is developing compacts with Belize, Indonesia, Mozambique, Sierra Leone, and Zambia, and concurrent compacts with Benin, Côte d'Ivoire, and Niger.

To provide a further incentive for policy reform, Congress also established the threshold program for countries that demonstrate a significant commitment to meeting the eligibility criteria but do not qualify for MCC compact assistance. Threshold assistance helps countries improve their policy environment to help build a strong foundation and to help them qualify for compact assistance. To date, MCC has signed threshold agreements totaling more than \$680 million with the following countries: Albania, Burkina Faso, Guatemala, Guyana, Honduras, Indonesia, Jordan, Kenya, Kosovo, Kyrgyz Republic, Liberia, Malawi, Moldova, Niger, Paraguay, Peru, Philippines, Rwanda, Saõ Tomé and Príncipe, Sierra Leone, Solomon Islands, Tanzania, Timor-Leste, The Gambia, Togo, Uganda, Ukraine, and Zambia. MCC is developing threshold programs with Kenya and Kiribati.

groups include: 1) countries whose GNI per capita is less than or equal to \$2,045 in FY23 and 2) those countries whose GNI per capita falls between \$2,046 and \$4,255 in FY23.<sup>1</sup>

In selecting compact and threshold eligible countries, MCC's Board evaluates: 1) candidate countries' performance on the policy indicators, 2) the opportunity for economic growth and poverty reduction, and 3) the availability of funds. If MCC has worked with a country on a previous threshold program or compact, MCC's Board also takes into consideration performance on the initial program.

To judge performance on the policy indicators, the Board will consider whether a country performs above the median or absolute threshold on at least half of the indicators, above the median on the *Control of Corruption* indicator, and above the absolute threshold on either the *Civil Liberties* or *Political Rights* indicators. Indicators with absolute thresholds in lieu of a median include a) *Inflation*, on which a country's inflation rate must be under a fixed ceiling of 15 percent; b) *Immunization Rates*, on which a country must have immunization coverage above 90% or the median, whichever is lower; c) *Political Rights*, on which countries must score above 17; and d) *Civil Liberties*, on which countries must score above 25. The Board will also take into consideration whether a country performs substantially worse in any category (*Ruling Justly*, *Investing in People*, or *Economic Freedom*) than they do on the overall scorecard. While the indicator methodology is the predominant basis for determining which countries will be eligible for MCA assistance, the Board may also consider supplemental information and take into account factors such as time lags and gaps in the data used to determine indicator scores.

## Indicators—What They Measure

The 2023 Country Performance Scorebook measures performance on the policy criteria mandated in MCC's authorizing legislation. By using information collected from independent third-party sources,

<sup>1</sup> All GNI per capita estimates in this Scorebook are from the World Bank's July 1, 2022 publication entitled "Gross National Income per Capita 2021" and utilize the Atlas method estimates.

MCC's country selection process allows for an objective, comparable analysis across candidate countries. Data sources relied upon to produce this Scorebook are determined by the Board of Directors and are subject to change annually. Candidate countries may regularly consult with the indicator institutions regarding their performance to identify opportunities for reform and to raise questions about the data.

As a rule, MCC relies on indicators that:

- ★ are developed by an independent third party;
- ★ use an analytically-rigorous methodology and objective, high quality data;
- ★ are publicly available;
- ★ have broad country coverage among MCC candidate countries;
- ★ are comparable across countries;
- ★ have a clear theoretical or empirical link to economic growth and poverty reduction;
- ★ are policy-linked, i.e. measure factors that governments can influence; and
- ★ have broad consistency in results from year to year.

The following indicators are measured by MCC in the three categories of *Ruling Justly*, *Investing in People*, and *Encouraging Economic Freedom*.

### ***Ruling Justly***

These indicators measure just and democratic governance, including a country's demonstrated commitment to promoting political pluralism, equality, and the rule of law; respecting human and civil rights; protecting private property rights; encouraging transparency and accountability of government; and combating corruption.

- ★ **Civil Liberties** – Independent experts rate countries on: freedom of expression; association and organizational rights; rule of law and human rights; and personal autonomy and economic rights, among other things. *Source: Freedom House*
- ★ **Political Rights** – Independent experts rate countries on: the prevalence of free and fair elections of officials with real power; the ability of citizens to form political parties that may compete fairly in elections; freedom from domination by the military, foreign powers, totalitarian parties, religious hierarchies and economic oligarchies; and the political rights of minority groups, among other things. *Source: Freedom House*
- ★ **Freedom of Information** – Measures the legal and practical steps taken by a government to enable or allow information to move freely through society; this includes measures of press freedom, national freedom of information laws, and the extent to which a country is shutting down the internet or social media. *Source: Access Now / Centre for Law and Democracy / Reporters Without Borders*

### **MCC Investments**

Countries partnering with MCC undertake an economic analysis and engage in a consultation process with their citizens and the private sector to discuss how they can best use MCC funding to overcome barriers to poverty reduction and stimulate economic growth. Many countries have identified improvements to roads, ports, and railroads as vital to improving access to markets, schools, and health clinics for their people. Other countries have proposed building industrial parks, trade schools, and small business centers, and making improvements to water and sanitation services. For others, land tenure and agriculture projects, micro-lending credit programs, and improvements to irrigation systems are identified as priorities to reduce rural poverty.



- ★ **Government Effectiveness** – An index of surveys and expert assessments that rate countries on: the quality of public service provision; civil servants’ competency and independence from political pressures; and the government’s ability to plan and implement sound policies, among other things. *Source: World Bank/Brookings Institution’s Worldwide Governance Indicators*
- ★ **Rule of Law** – An index of surveys and expert assessments that rate countries on: the extent to which the public has confidence in and abides by the rules of society; the incidence and impact of violent and nonviolent crime; the effectiveness, independence, and predictability of the judiciary; the protection of property rights; and the enforceability of contracts, among other things. *Source: World Bank/Brookings Institution’s Worldwide Governance Indicators*
- ★ **Control of Corruption** – An index of surveys and expert assessments that rate countries on: “grand corruption” in the political arena; the frequency of petty corruption; the effects of corruption on the business environment; and the tendency of elites to engage in “state capture,” among other things. *Source: World Bank/Brookings Institution’s Worldwide Governance Indicators*

## Investing in People

These indicators measure investments in the promotion of broad-based primary education, strengthened capacity to provide quality public health, the reduction of child mortality, and the sustainable management of natural resources.

- ★ **Public Expenditure on Health** – Total expenditures on health by government at all levels divided by gross domestic product (GDP). *Source: The World Health Organization (WHO)*
- ★ **Immunization Rates** – The average of DPT3 and measles immunization coverage rates for the most recent year available. *Source: WHO and the United Nations Children’s Fund (UNICEF)*
- ★ **Public Expenditure on Primary Education** – Total expenditures on primary education by government at all levels divided by GDP. *Source: The United Nations Educational, Scientific and Cultural Organization (UNESCO) Institute of Statistics and National Governments*
- ★ **Girls’ Primary Completion Rate** – The number of female students enrolled in the last grade of primary education minus repeaters divided by the population in the relevant age cohort (gross intake ratio in the last grade of primary). *Source: UNESCO Institute of Statistics and National Governments*
- ★ **Girls’ Secondary Education** – The number of female pupils enrolled in lower secondary school, regardless of age, expressed as a percentage of the population of females in the theoretical age group for lower secondary education. Countries with a GNI per capita between \$2,046 and \$4,255 will be assessed on this indicator instead of Girls’ Primary Completion Rates. *Source: UNESCO Institute of Statistics and National Governments*
- ★ **Natural Resource Protection** – Assesses the degree to which a country government is committed to the protection and sustainable management of natural resources. *Source: The Yale Center for Environmental Law and Policy and the Center for International Earth Science Information Network*
- ★ **Child Health** – An index made up of three indicators: access to improved water, access to improved sanitation, and child (ages 1-4) mortality. *Source: The Center for International Earth Science Information Network and the Yale Center for Environmental Law and Policy*

## Encouraging Economic Freedom

These indicators measure the extent to which a government encourages economic freedom, including a demonstrated commitment to economic policies that: encourage individuals and firms to participate in

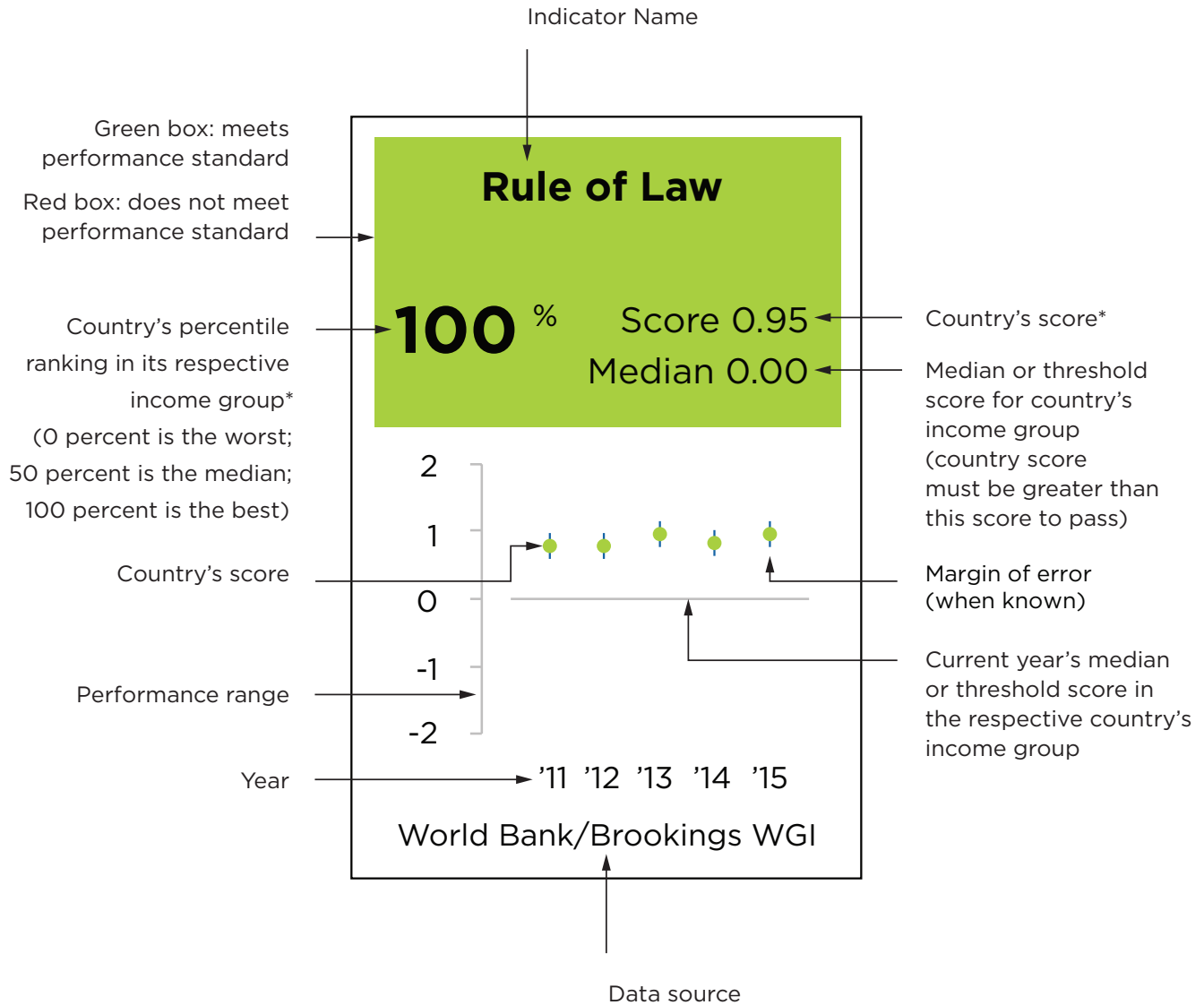
global trade and international capital markets, promote private sector growth and the sustainable management of natural resources, and strengthen market forces in the economy.

- ★ **Inflation** – The most recent average annual change in consumer prices. *Source: The International Monetary Fund's (IMF) World Economic Outlook Database*
- ★ **Fiscal Policy** – General government net lending/borrowing as a percent of GDP, averaged over a three-year period. Net lending/borrowing is calculated as revenue minus total expenditure. *Source: The IMF's World Economic Outlook Database*
- ★ **Employment Opportunity** – An index that rates countries based on their commitment to protecting worker's rights including laws against employment discrimination, protections for disability rights, the elimination of forced labor and the ability of civil society organizations to start-up and close freely. *Source: Varieties of Democracy Institute and WORLD Policy Analysis Center (UCLA)*
- ★ **Trade Policy** – A measure of a country's openness to international trade based on weighted average tariff rates and non-tariff barriers to trade. *Source: The Heritage Foundation's Index of Economic Freedom*
- ★ **Regulatory Quality** – An index of surveys and expert assessments that rate countries on: the burden of regulations on business; price controls; the government's role in the economy; and foreign investment regulation, among other areas. *Source: World Bank/Brookings Institution's Worldwide Governance Indicators*
- ★ **Land Rights and Access** – An index that rates countries on the extent to which the institutional, legal, and market framework provides secure land tenure and equitable access to land in rural areas and the extent to which men and women have the right to private property in practice and in law. *Source: The International Fund for Agricultural Development and Varieties of Democracy Index*
- ★ **Access to Credit** – An index that ranks countries based on access and use of formal and informal financial services as measured by the number of bank branches and ATMs per 100,000 adults and the share of adults that have an account at a formal or informal financial institution. *Source: Financial Development Index (International Monetary Fund) and Findex (World Bank)*
- ★ **Gender in the Economy** – An index that measures the extent to which laws provide men and women equal capacity to generate income or participate in the economy, including factors such as the capacity to access institutions, get a job, register a business, sign a contract, open a bank account, choose where to live, to travel freely, property rights protections, protections against domestic violence, and child marriage, among others. *Source: Women, Business, and the Law (World Bank) and the WORLD Policy Analysis Center (UCLA)*

## Reading the Scores—A Reference Guide

Every year each MCC candidate country receives a scorecard assessing performance in three policy categories: *Ruling Justly*, *Investing in People*, and *Encouraging Economic Freedom*.

For more information regarding the MCC Selection Process and these indicators, please visit MCC’s website at [www.mcc.gov/selection](http://www.mcc.gov/selection)



\*For the Political Rights, Civil Liberties, Inflation, and Immunization Rates (when the median is above 90%) indicators, the score and percent ranking are reversed due to those indicators operating on a minimum or maximum-score system rather than a median-based system.



# Part 1: Scorecards for Countries with GNI/capita $\leq$ \$2,045



MILLENNIUM  
CHALLENGE CORPORATION  

---

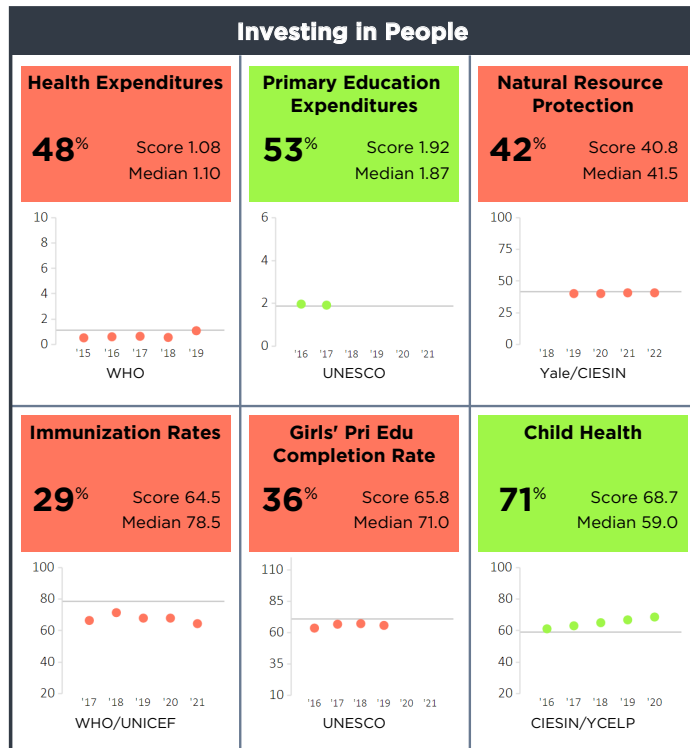
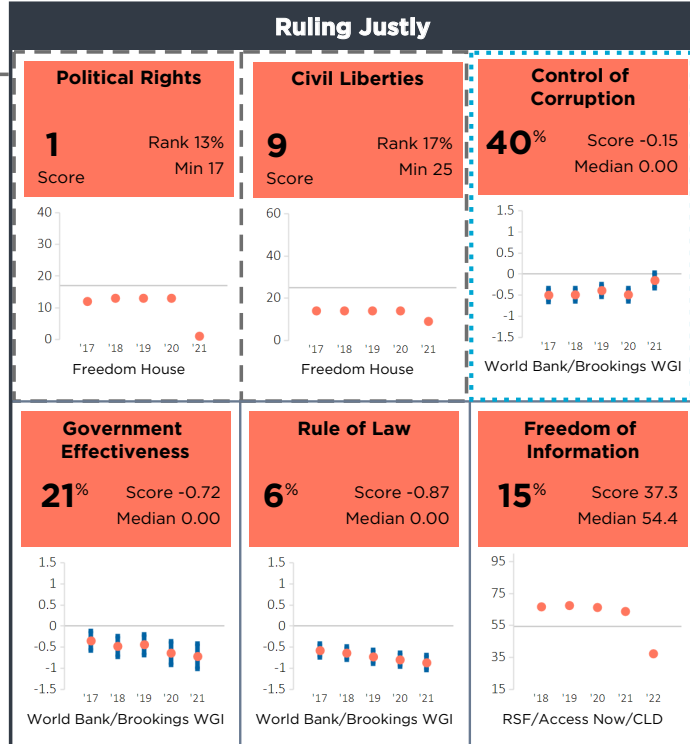
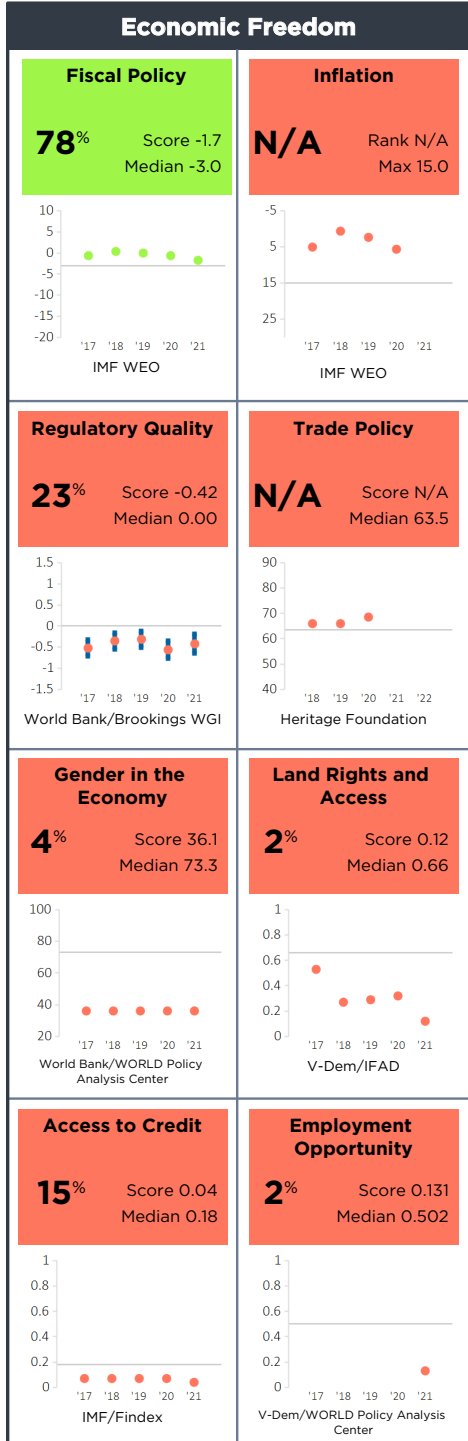
Reducing Poverty Through Growth

# Afghanistan FY23

Population 39,835,000  
 GNI/Cap \$500  
 Category GNI/Cap ≤ \$2,045

Half Scorecard Passed **X**  
 Control of Corruption **X**  
 Democratic Rights **X**

Afghanistan

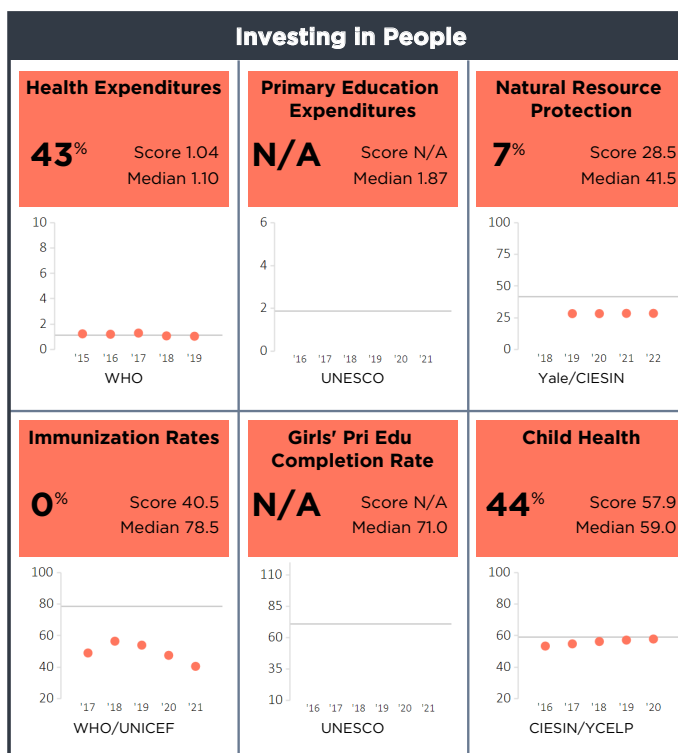
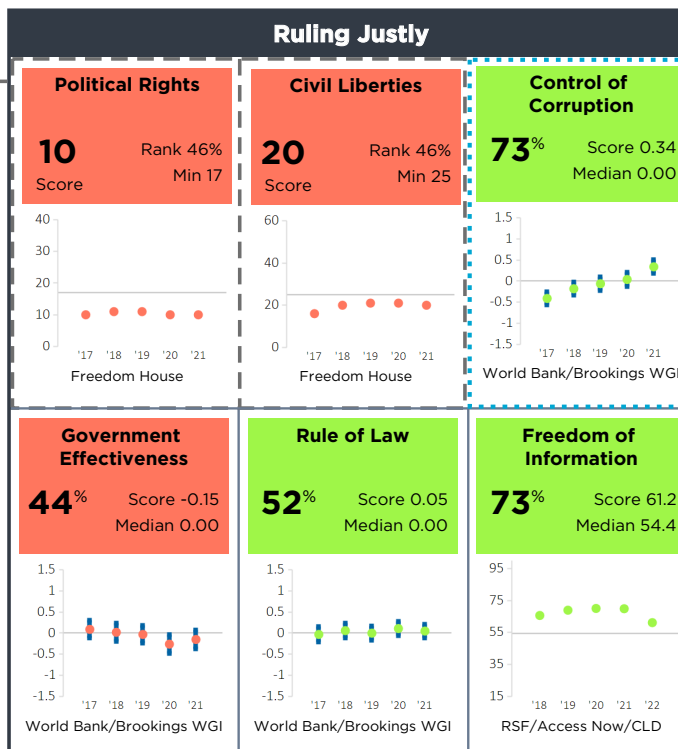
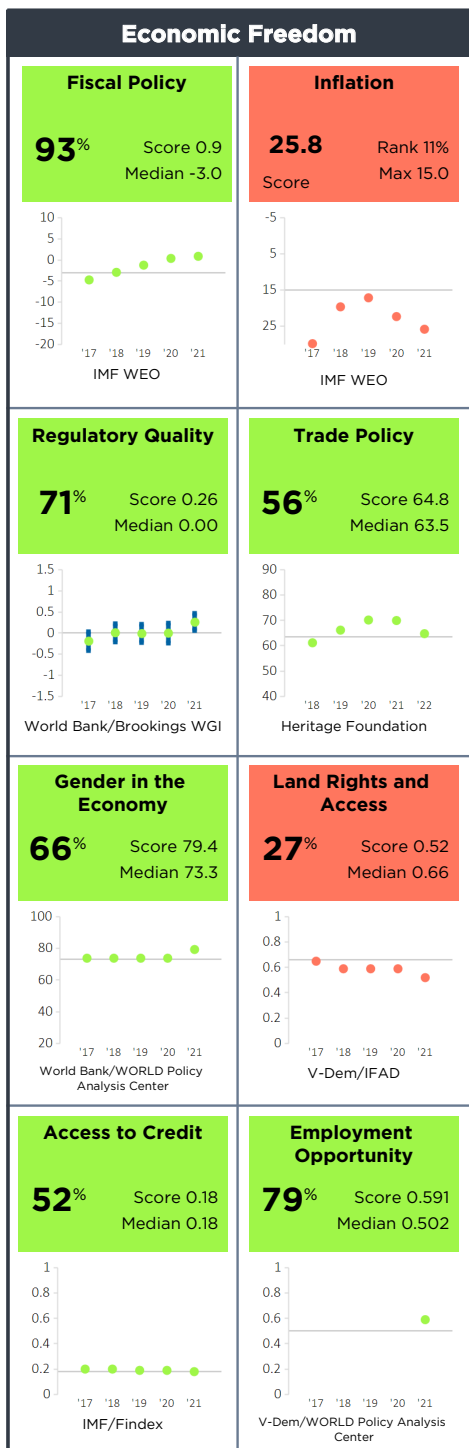


For more information regarding the Millennium Challenge Account Selection Process and these indicators, please consult MCC's website [www.mcc.gov/selection](http://www.mcc.gov/selection)

# Angola FY23

Population 33,934,000  
 GNI/Cap \$1,770  
 Category GNI/Cap ≤ \$2,045

Half Scorecard Passed **X**  
 Control of Corruption **✓**  
 Democratic Rights **X**



For more information regarding the Millennium Challenge Account Selection Process and these indicators, please consult MCC's website [www.mcc.gov/selection](http://www.mcc.gov/selection)

Angola

# Benin FY23

Population 12,451,000  
 GNI/Cap \$1,370  
 Category GNI/Cap ≤ \$2,045

Half Scorecard Passed ✓  
 Control of Corruption ✓  
 Democratic Rights ✓

Benin

### Economic Freedom

<b>Fiscal Policy</b> <b>46%</b> Score -3.6 Median -3.0 <p>IMF WEO</p>	<b>Inflation</b> <b>1.7</b> Rank 93% Score Max 15.0 <p>IMF WEO</p>
<b>Regulatory Quality</b> <b>96%</b> Score 0.49 Median 0.00 <p>World Bank/Brookings WGI</p>	<b>Trade Policy</b> <b>37%</b> Score 60.8 Median 63.5 <p>Heritage Foundation</p>
<b>Gender in the Economy</b> <b>70%</b> Score 80.6 Median 73.3 <p>World Bank/WORLD Policy Analysis Center</p>	<b>Land Rights and Access</b> <b>94%</b> Score 0.83 Median 0.66 <p>V-Dem/IFAD</p>
<b>Access to Credit</b> <b>63%</b> Score 0.26 Median 0.18 <p>IMF/Findex</p>	<b>Employment Opportunity</b> <b>83%</b> Score 0.613 Median 0.502 <p>V-Dem/WORLD Policy Analysis Center</p>

### Ruling Justly

<b>Political Rights</b> <b>17</b> Rank 71% Score Min 17 <p>Freedom House</p>	<b>Civil Liberties</b> <b>42</b> Rank 100% Score Min 25 <p>Freedom House</p>	<b>Control of Corruption</b> <b>92%</b> Score 0.84 Median 0.00 <p>World Bank/Brookings WGI</p>
<b>Government Effectiveness</b> <b>94%</b> Score 0.71 Median 0.00 <p>World Bank/Brookings WGI</p>	<b>Rule of Law</b> <b>73%</b> Score 0.40 Median 0.00 <p>World Bank/Brookings WGI</p>	<b>Freedom of Information</b> <b>46%</b> Score 52.4 Median 54.4 <p>RSF/Access Now/CLD</p>

### Investing in People

<b>Health Expenditures</b> <b>7%</b> Score 0.54 Median 1.10 <p>WHO</p>	<b>Primary Education Expenditures</b> <b>N/A</b> Score N/A Median 1.87 <p>UNESCO</p>	<b>Natural Resource Protection</b> <b>51%</b> Score 42.0 Median 41.5 <p>Yale/CIESIN</p>
<b>Immunization Rates</b> <b>40%</b> Score 72.0 Median 78.5 <p>WHO/UNICEF</p>	<b>Girls' Pri Edu Completion Rate</b> <b>46%</b> Score 69.9 Median 71.0 <p>UNESCO</p>	<b>Child Health</b> <b>17%</b> Score 45.8 Median 59.0 <p>CIESIN/YCELP</p>

For more information regarding the Millennium Challenge Account Selection Process and these indicators, please consult MCC's website [www.mcc.gov/selection](http://www.mcc.gov/selection)

# Burkina Faso FY23

Population 21,497,000  
 GNI/Cap \$860  
 Category GNI/Cap ≤ \$2,045

Half Scorecard Passed ✓  
 Control of Corruption ✓  
 Democratic Rights ✓



For more information regarding the Millennium Challenge Account Selection Process and these indicators, please consult MCC's website [www.mcc.gov/selection](http://www.mcc.gov/selection)

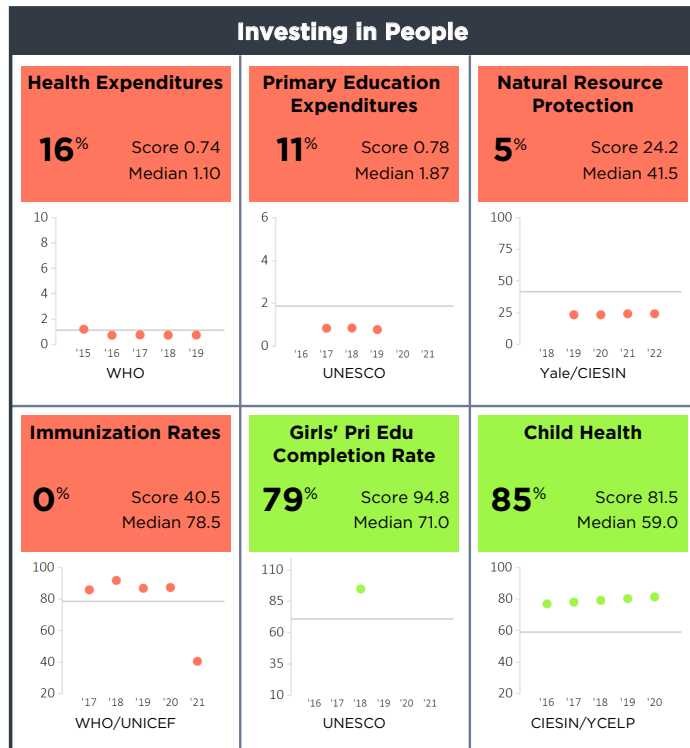
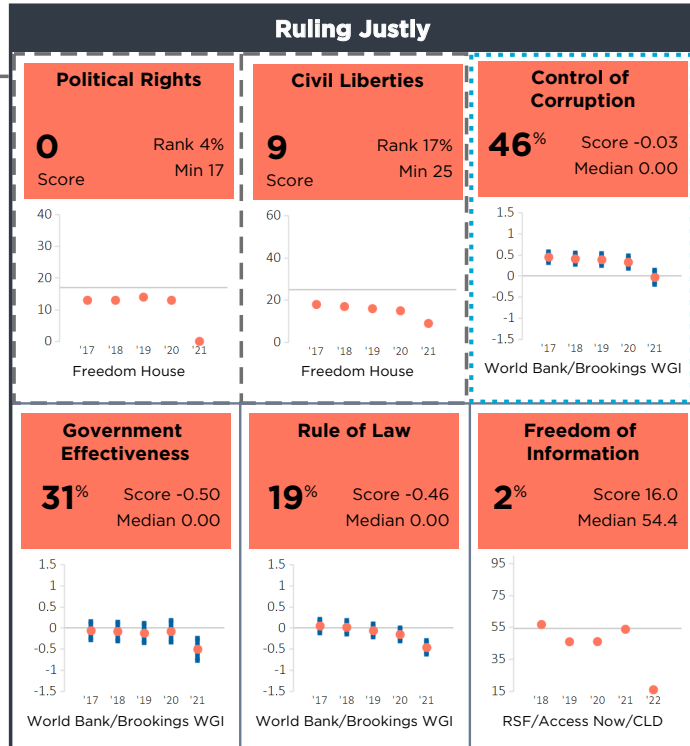
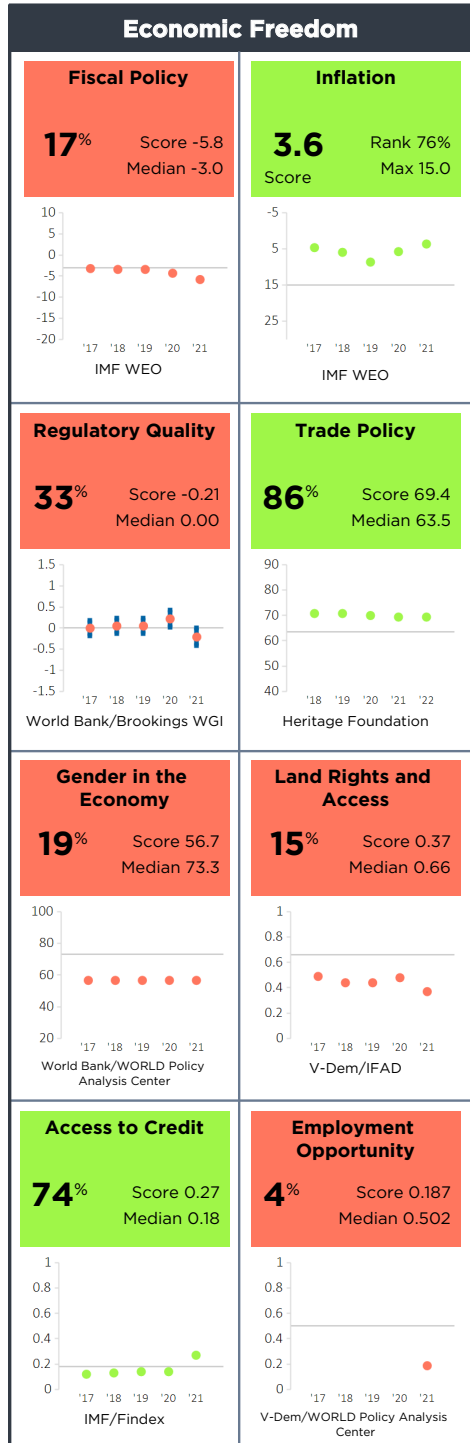
Burkina Faso

# Burma FY23

Population 54,806,000  
 GNI/Cap \$1,140  
 Category GNI/Cap ≤ \$2,045

Half Scorecard Passed **X**  
 Control of Corruption **X**  
 Democratic Rights **X**

Burma

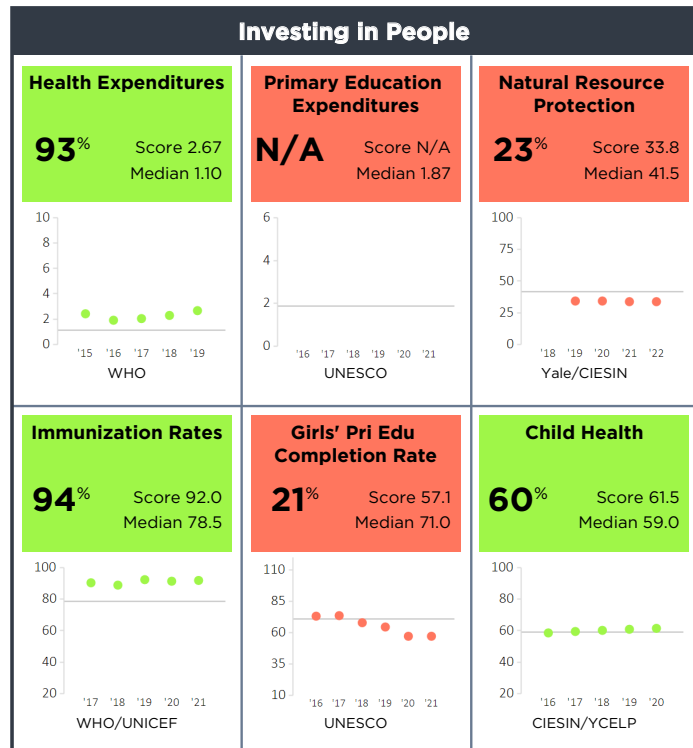
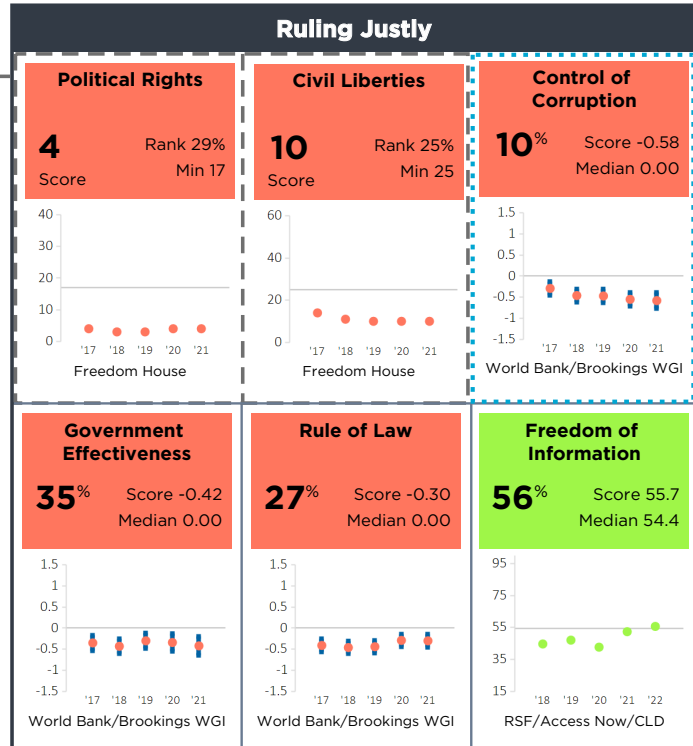
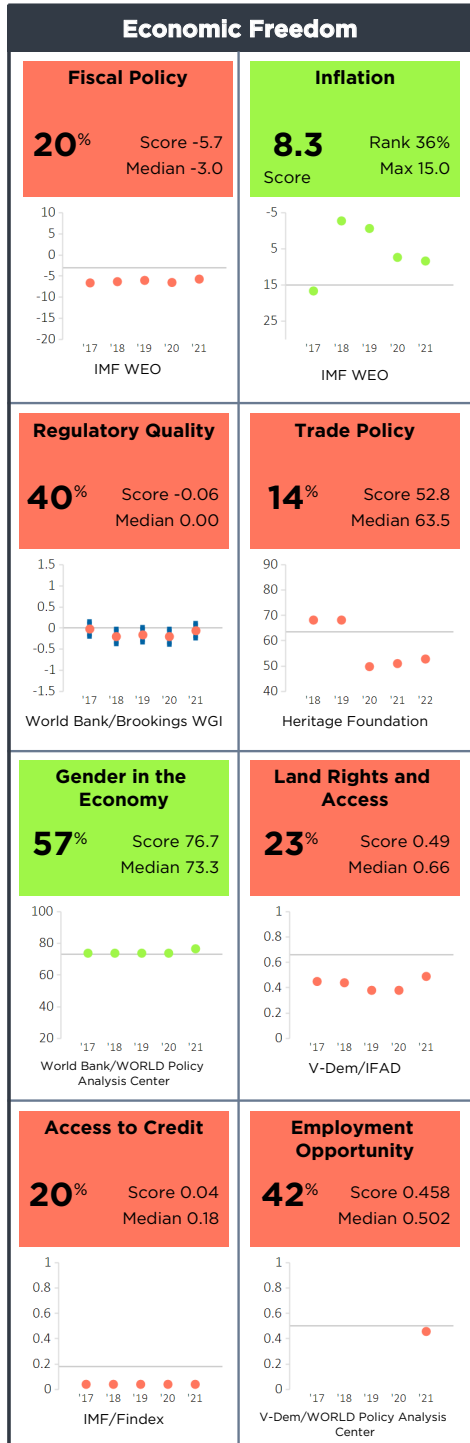


For more information regarding the Millennium Challenge Account Selection Process and these indicators, please consult MCC's website [www.mcc.gov/selection](http://www.mcc.gov/selection)

# Burundi FY23

Population 12,255,000  
 GNI/Cap \$240  
 Category GNI/Cap ≤ \$2,045

Half Scorecard Passed **X**  
 Control of Corruption **X**  
 Democratic Rights **X**



For more information regarding the Millennium Challenge Account Selection Process and these indicators, please consult MCC's website [www.mcc.gov/selection](http://www.mcc.gov/selection)

Burundi



# Cambodia FY23

Population 16,946,000  
 GNI/Cap \$1,550  
 Category GNI/Cap ≤ \$2,045

Half Scorecard Passed ✓

Control of Corruption X

Democratic Rights X

Cambodia

### Economic Freedom

<b>Fiscal Policy</b> <b>74%</b> Score -2.1 Median -3.0 <p>IMF WEO</p>	<b>Inflation</b> <b>2.9</b> Rank 82% Score Max 15.0 <p>IMF WEO</p>
<b>Regulatory Quality</b> <b>73%</b> Score 0.28 Median 0.00 <p>World Bank/Brookings WGI</p>	<b>Trade Policy</b> <b>77%</b> Score 66.8 Median 63.5 <p>Heritage Foundation</p>
<b>Gender in the Economy</b> <b>77%</b> Score 81.1 Median 73.3 <p>World Bank/WORLD Policy Analysis Center</p>	<b>Land Rights and Access</b> <b>69%</b> Score 0.70 Median 0.66 <p>V-Dem/IFAD</p>
<b>Access to Credit</b> <b>76%</b> Score 0.27 Median 0.18 <p>IMF/Findex</p>	<b>Employment Opportunity</b> <b>31%</b> Score 0.402 Median 0.502 <p>V-Dem/WORLD Policy Analysis Center</p>

### Ruling Justly

<b>Political Rights</b> <b>5</b> Rank 35% Score Min 17 <p>Freedom House</p>	<b>Civil Liberties</b> <b>19</b> Rank 44% Score Min 25 <p>Freedom House</p>	<b>Control of Corruption</b> <b>38%</b> Score -0.18 Median 0.00 <p>World Bank/Brookings WGI</p>
<b>Government Effectiveness</b> <b>88%</b> Score 0.49 Median 0.00 <p>World Bank/Brookings WGI</p>	<b>Rule of Law</b> <b>58%</b> Score 0.10 Median 0.00 <p>World Bank/Brookings WGI</p>	<b>Freedom of Information</b> <b>23%</b> Score 43.5 Median 54.4 <p>RSF/Access Now/CLD</p>

### Investing in People

<b>Health Expenditures</b> <b>70%</b> Score 1.70 Median 1.10 <p>WHO</p>	<b>Primary Education Expenditures</b> <b>42%</b> Score 1.77 Median 1.87 <p>UNESCO</p>	<b>Natural Resource Protection</b> <b>53%</b> Score 42.9 Median 41.5 <p>Yale/CIESIN</p>
<b>Immunization Rates</b> <b>73%</b> Score 88.0 Median 78.5 <p>WHO/UNICEF</p>	<b>Girls' Pri Edu Completion Rate</b> <b>77%</b> Score 94.7 Median 71.0 <p>UNESCO</p>	<b>Child Health</b> <b>81%</b> Score 78.2 Median 59.0 <p>CIESIN/YCELP</p>

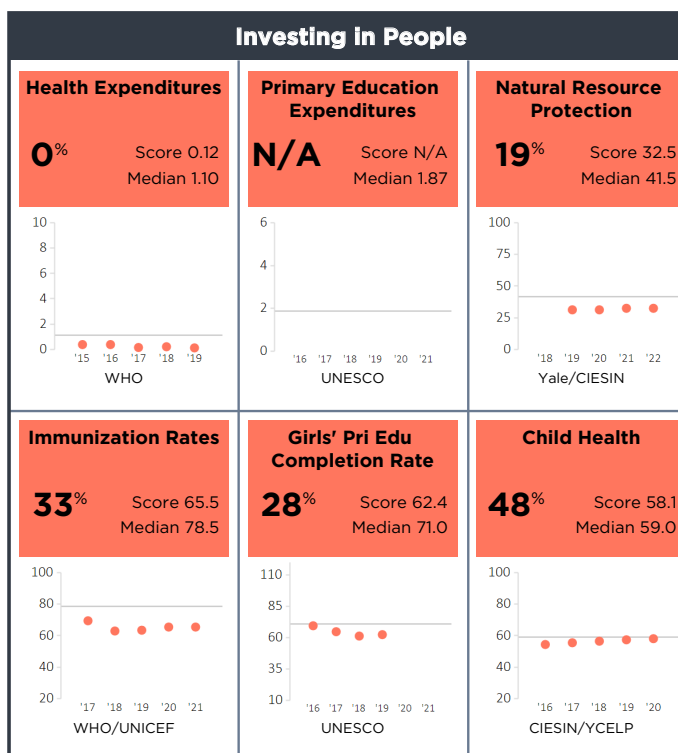
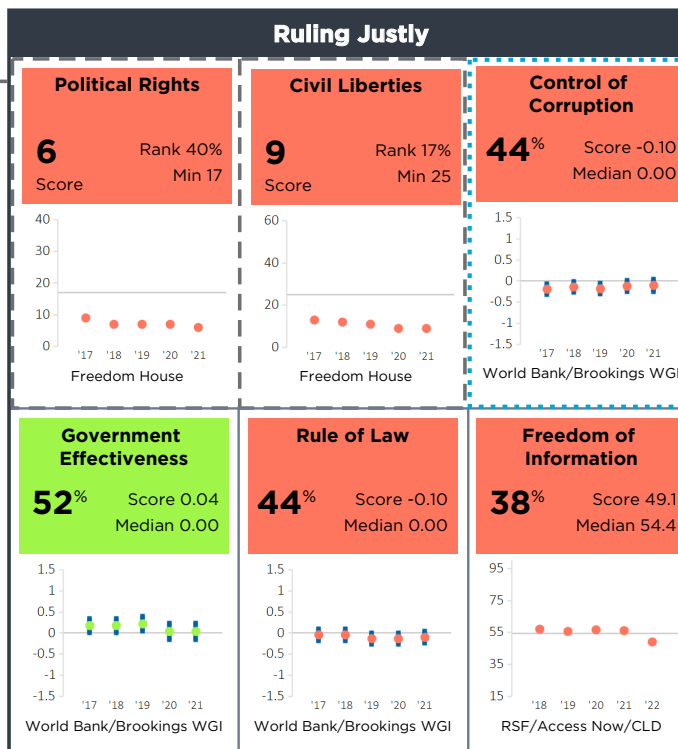
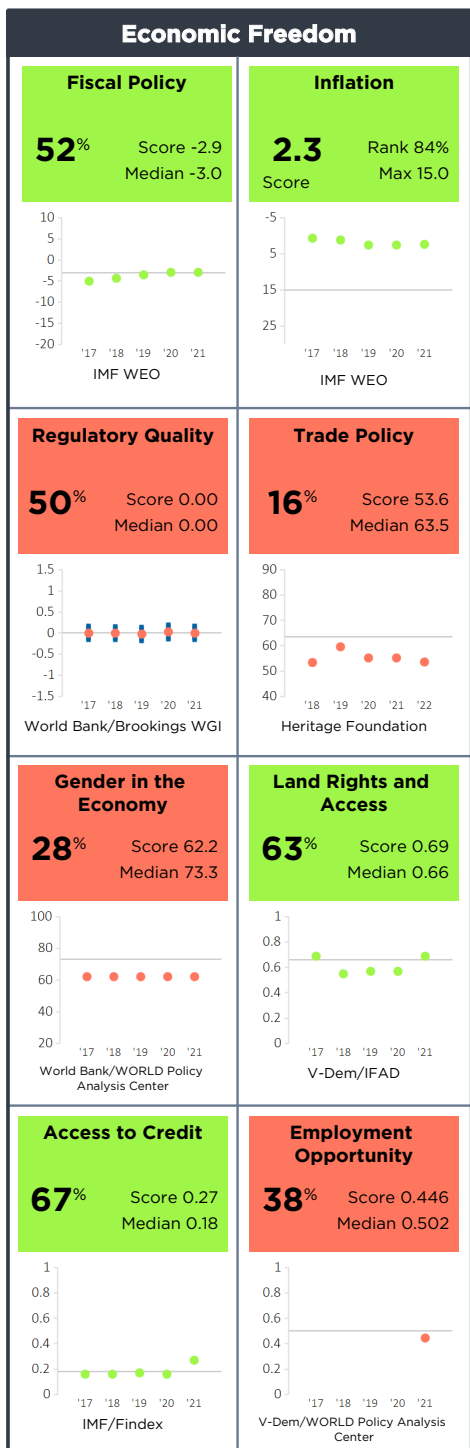
For more information regarding the Millennium Challenge Account Selection Process and these indicators, please consult MCC's website [www.mcc.gov/selection](http://www.mcc.gov/selection)

# Cameroon FY23

Population 27,224,000  
 GNI/Cap \$1,590  
 Category GNI/Cap ≤ \$2,045

Half Scorecard Passed **X**  
 Control of Corruption **X**  
 Democratic Rights **X**

Cameroon



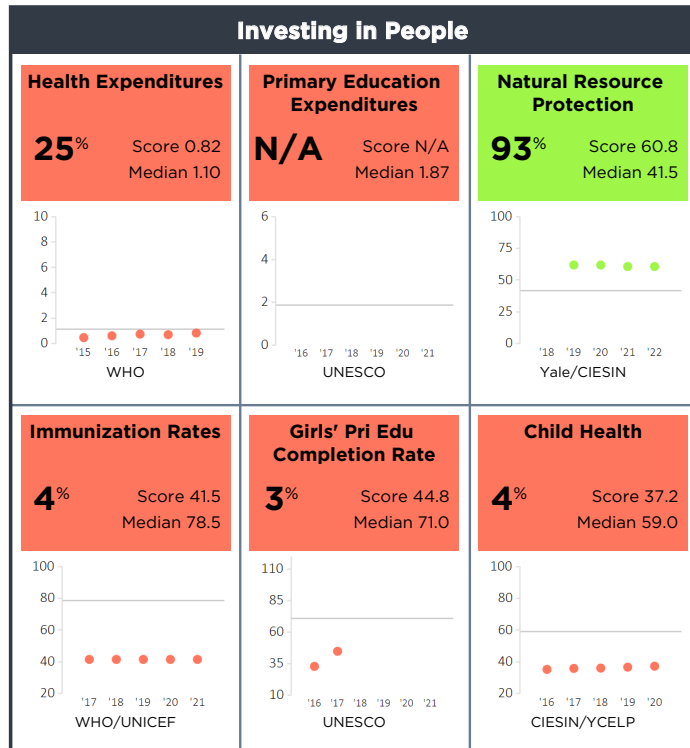
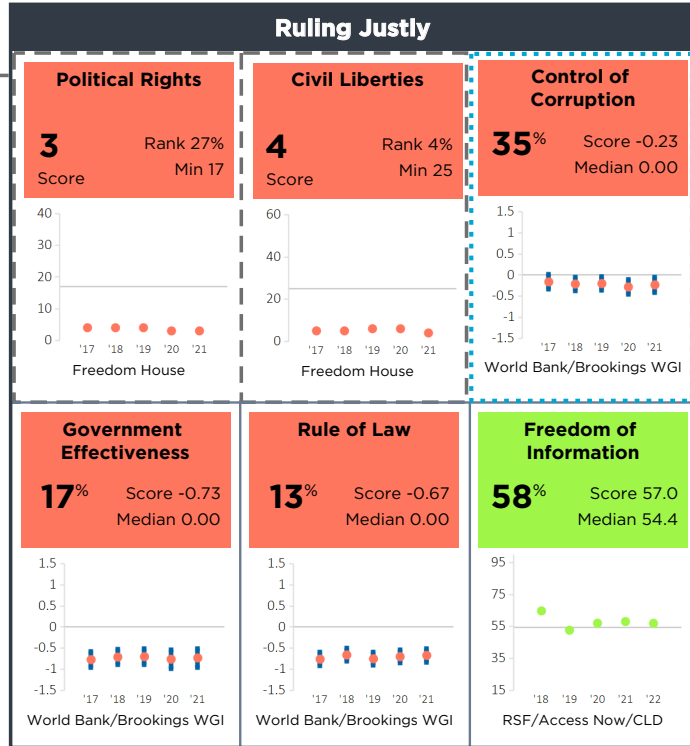
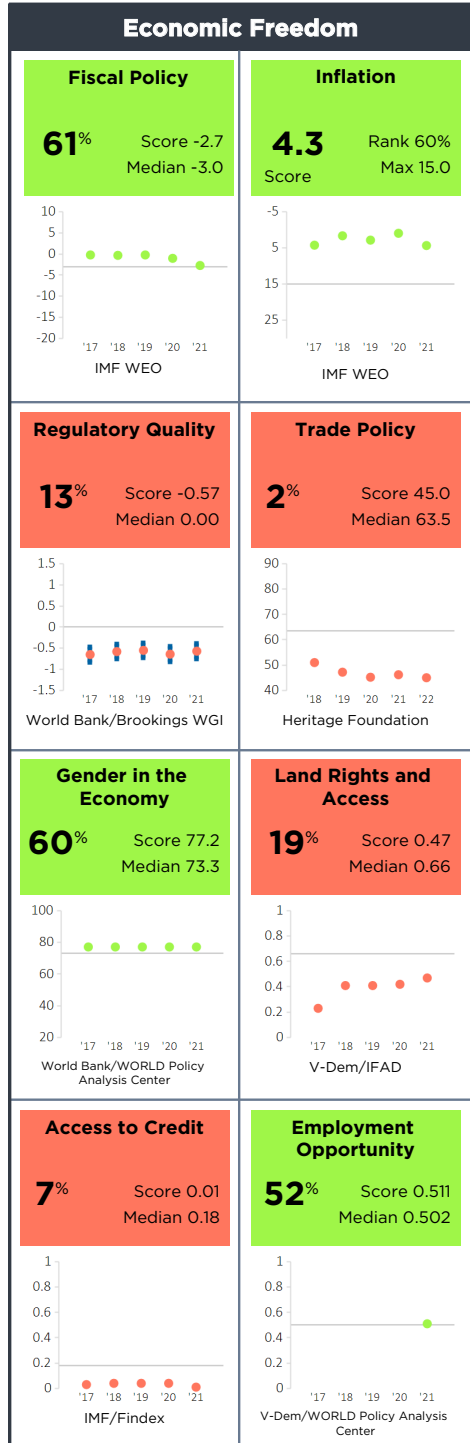
For more information regarding the Millennium Challenge Account Selection Process and these indicators, please consult MCC's website [www.mcc.gov/selection](http://www.mcc.gov/selection)

# Central African Republic FY23

Population 4,920,000  
 GNI/Cap \$530  
 Category GNI/Cap ≤ \$2,045

Half Scorecard Passed **X**  
 Control of Corruption **X**  
 Democratic Rights **X**

Central African Republic

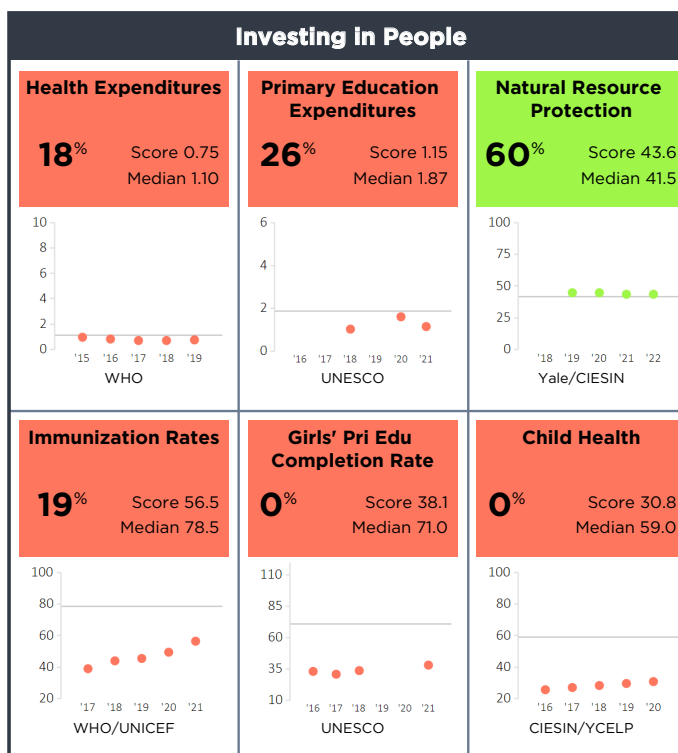
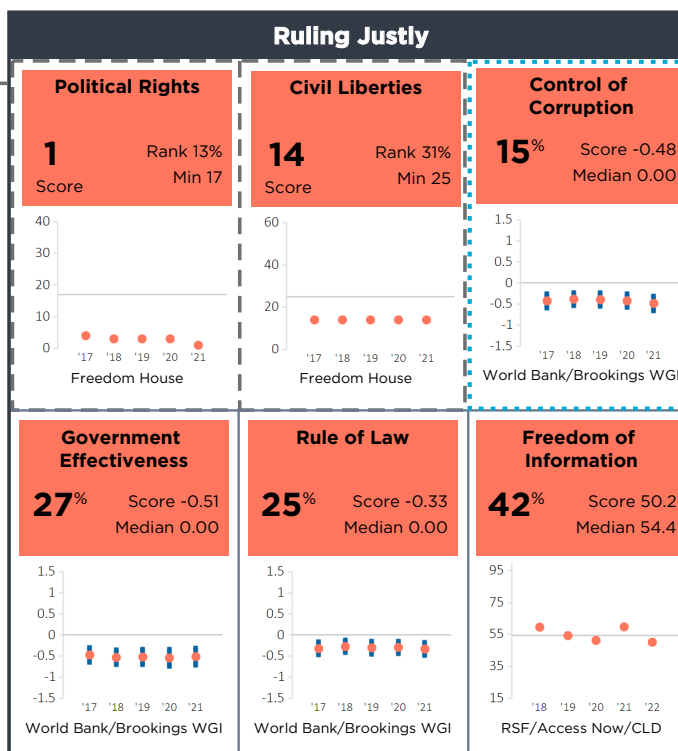
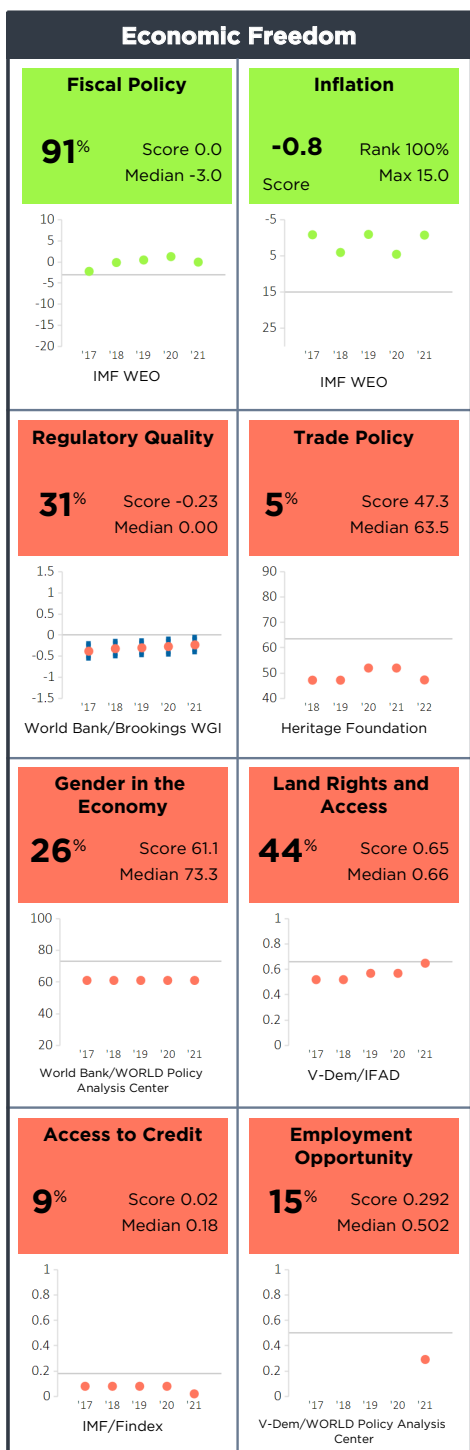


For more information regarding the Millennium Challenge Account Selection Process and these indicators, please consult MCC's website [www.mcc.gov/selection](http://www.mcc.gov/selection)

# Chad FY23

Population 16,915,000  
 GNI/Cap \$650  
 Category GNI/Cap ≤ \$2,045

Half Scorecard Passed **X**  
 Control of Corruption **X**  
 Democratic Rights **X**



For more information regarding the Millennium Challenge Account Selection Process and these indicators, please consult MCC's website [www.mcc.gov/selection](http://www.mcc.gov/selection)



# Comoros FY23

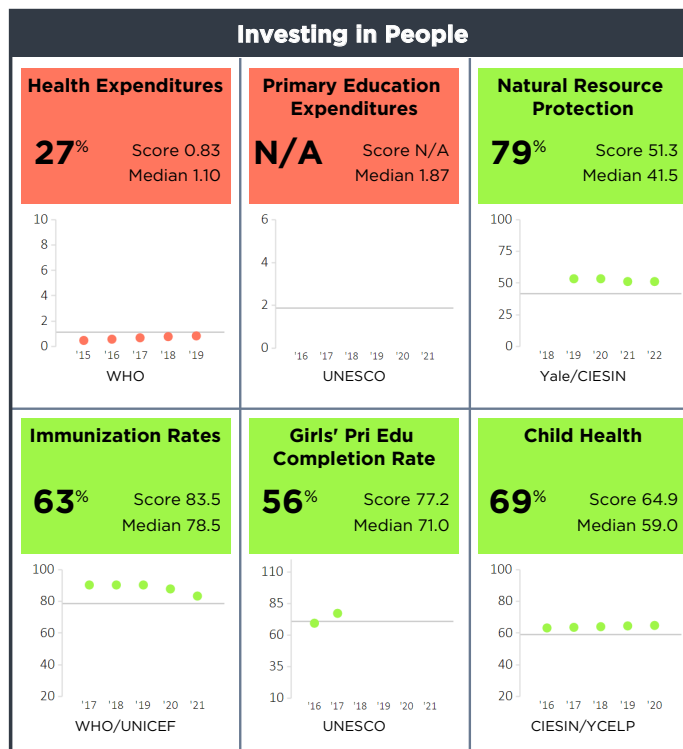
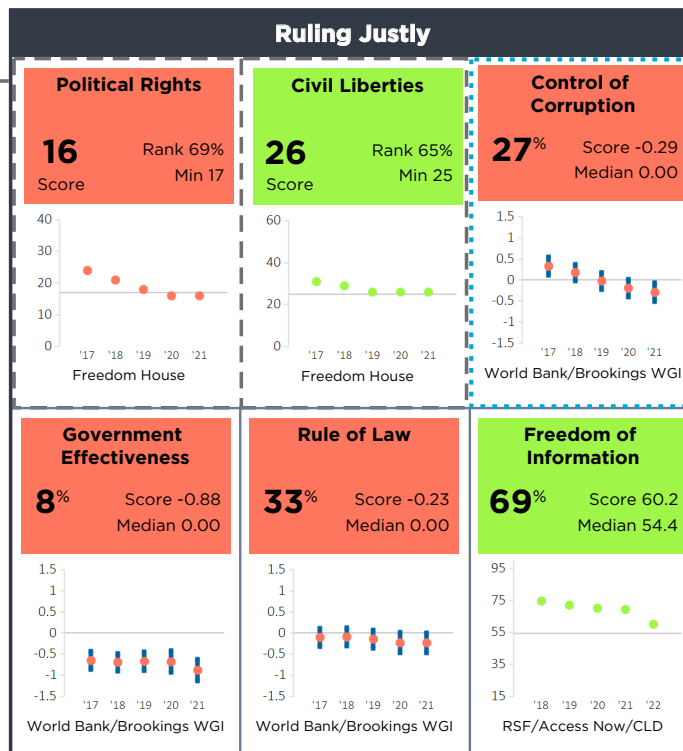
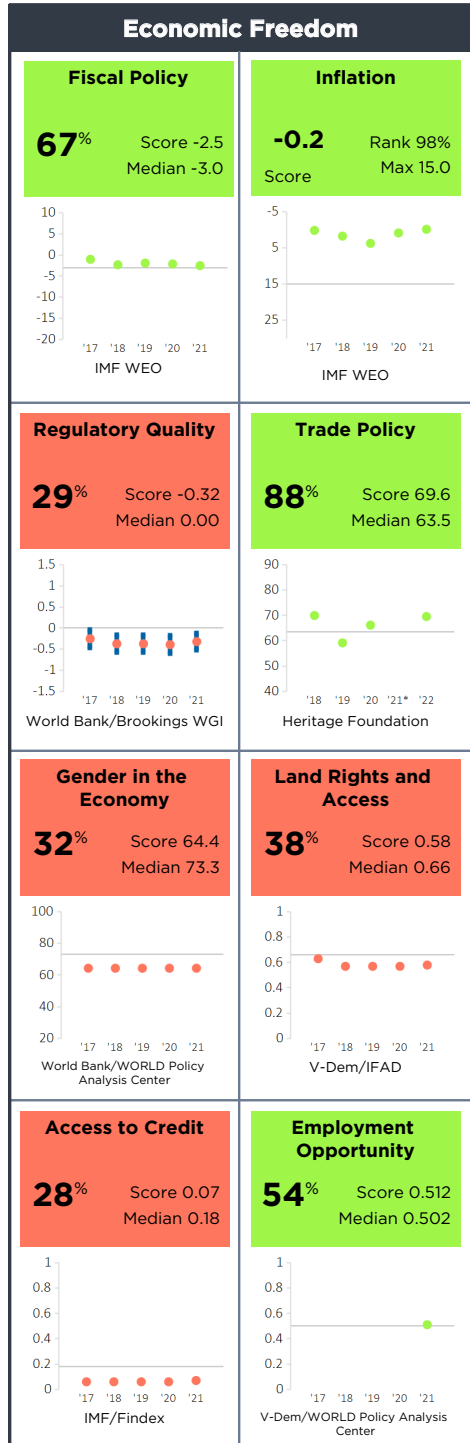
Population 888,000  
 GNI/Cap \$1,460  
 Category GNI/Cap ≤ \$2,045

Half Scorecard Passed

Control of Corruption

Democratic Rights

Comoros



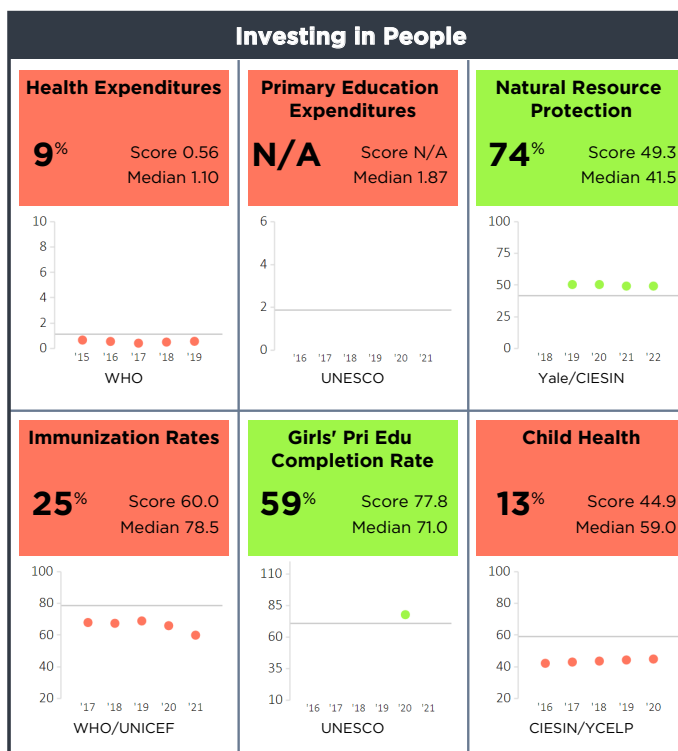
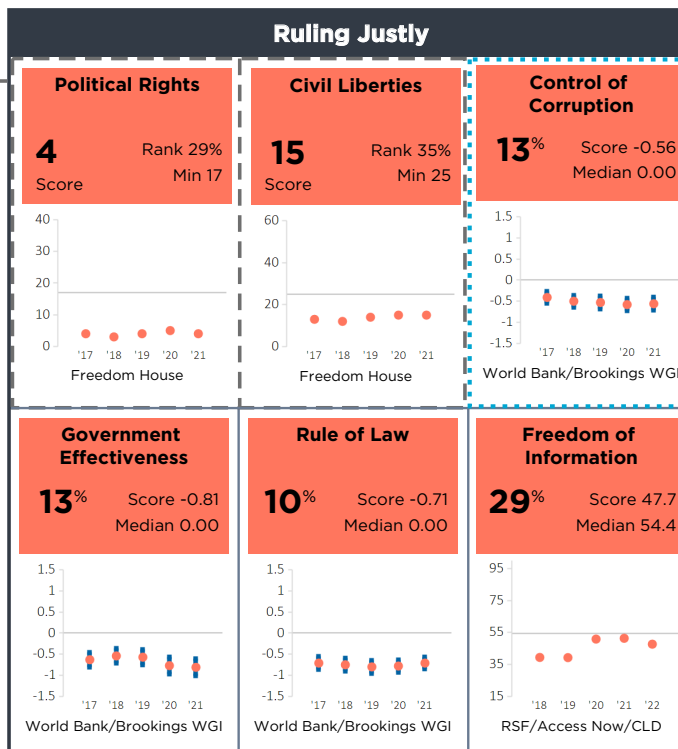
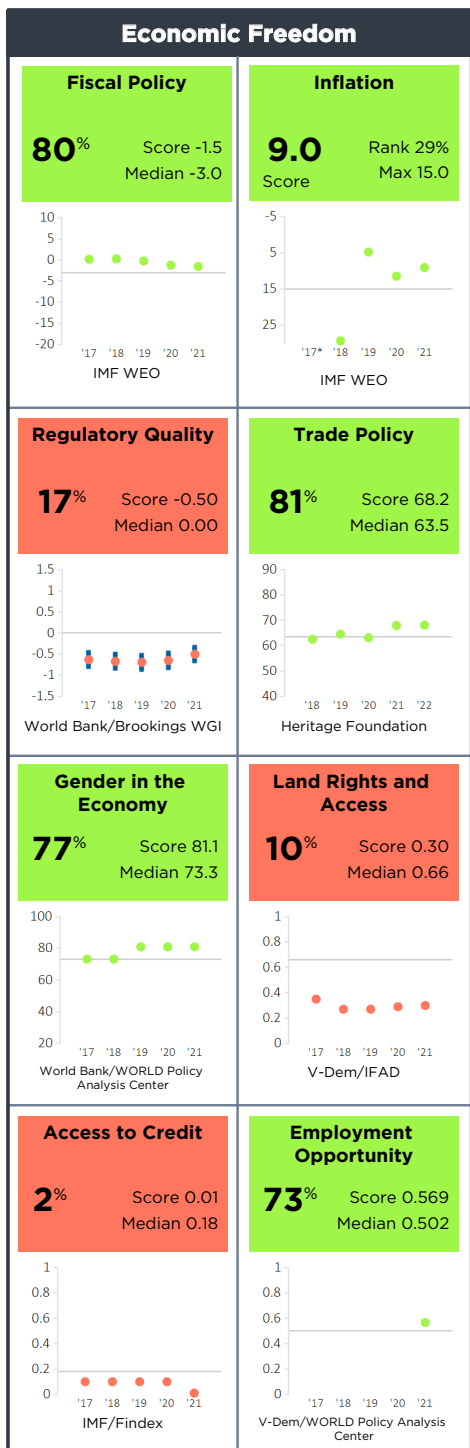
For more information regarding the Millennium Challenge Account Selection Process and these indicators, please consult MCC's website [www.mcc.gov/selection](http://www.mcc.gov/selection)

\* Indicates the country has a score this year, but the score is outside the range of scores shown on the chart.

# Congo, Dem. Rep. FY23

Population 92,378,000  
 GNI/Cap \$580  
 Category GNI/Cap ≤ \$2,045

Half Scorecard Passed **X**  
 Control of Corruption **X**  
 Democratic Rights **X**



Congo, Dem. Rep.

For more information regarding the Millennium Challenge Account Selection Process and these indicators, please consult MCC's website [www.mcc.gov/selection](http://www.mcc.gov/selection)

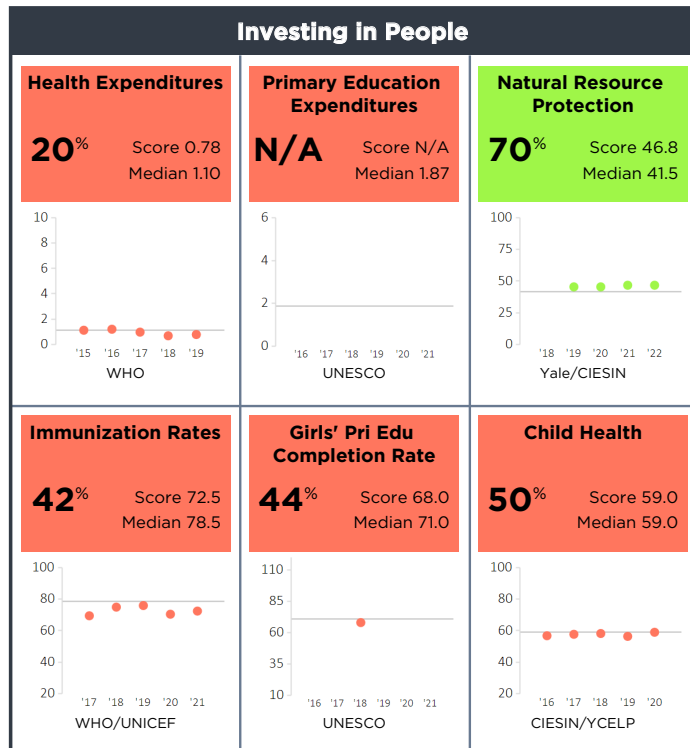
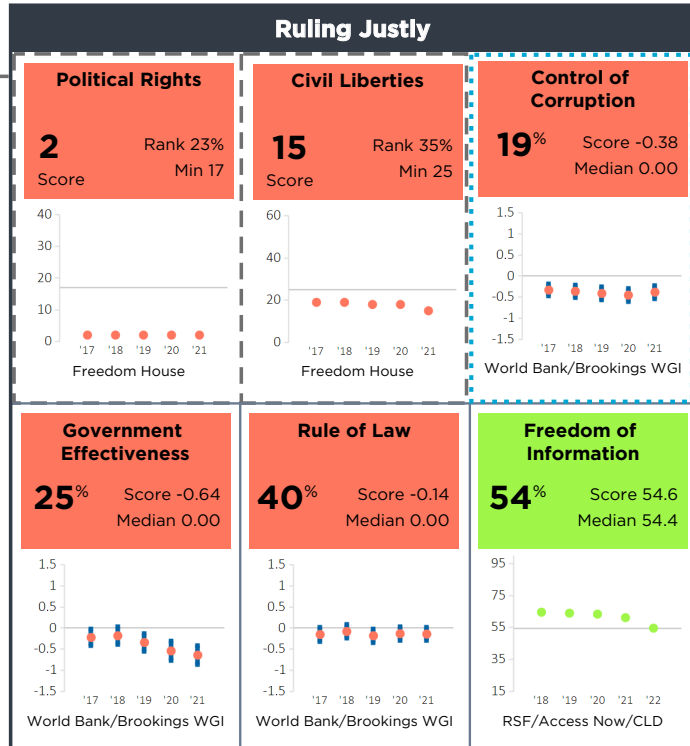
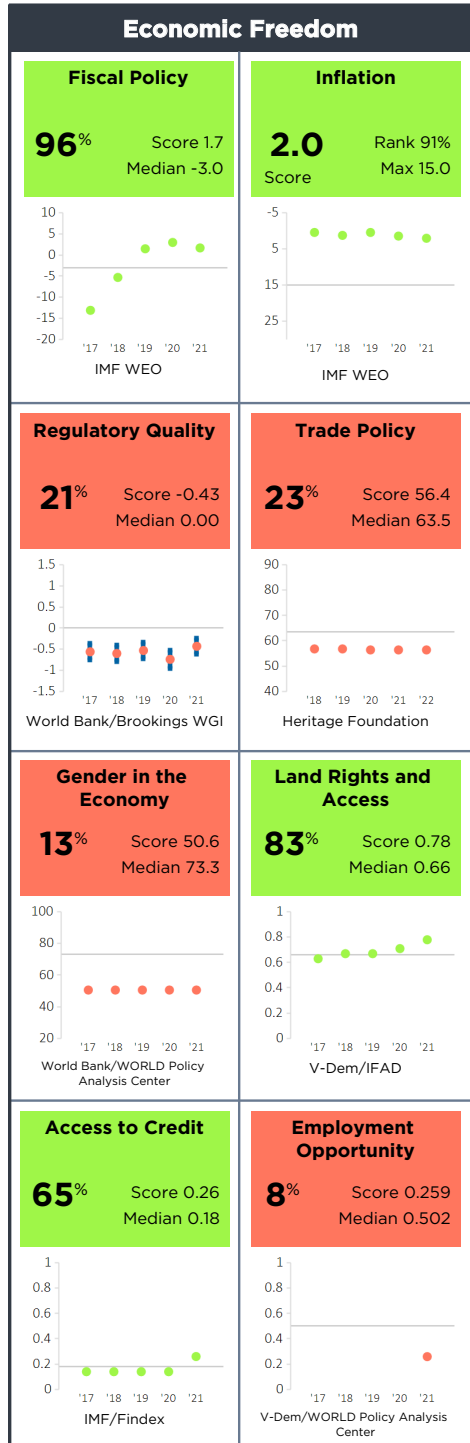
\* Indicates the country has a score this year, but the score is outside the range of scores shown on the chart.

# Congo, Rep. FY23

Population 5,657,000  
 GNI/Cap \$1,630  
 Category GNI/Cap ≤ \$2,045

Half Scorecard Passed **X**  
 Control of Corruption **X**  
 Democratic Rights **X**

Congo, Rep.



For more information regarding the Millennium Challenge Account Selection Process and these indicators, please consult MCC's website [www.mcc.gov/selection](http://www.mcc.gov/selection)



# Eritrea FY23

Population 3,214,000

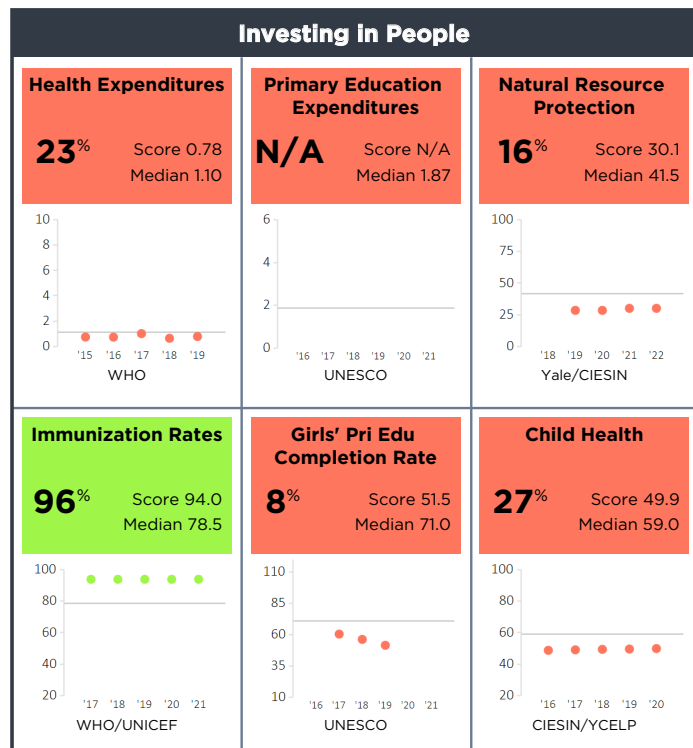
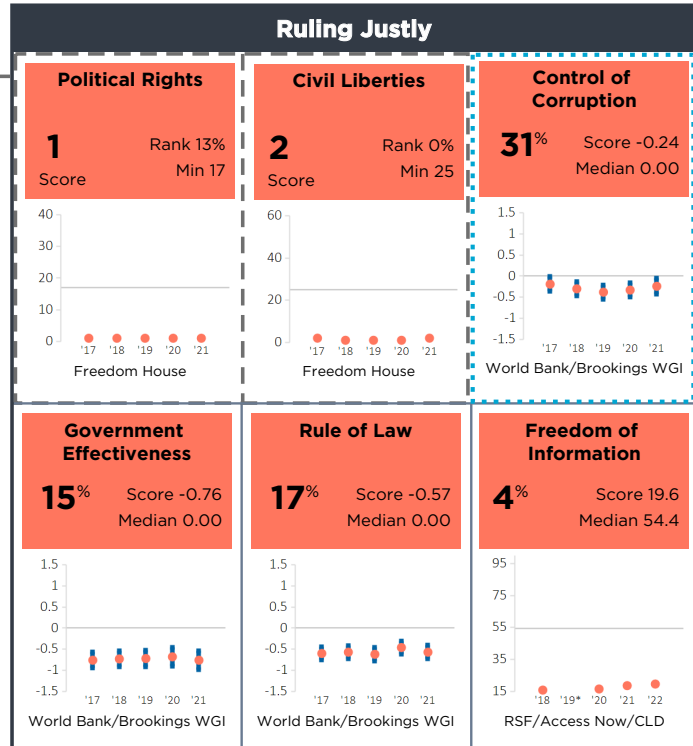
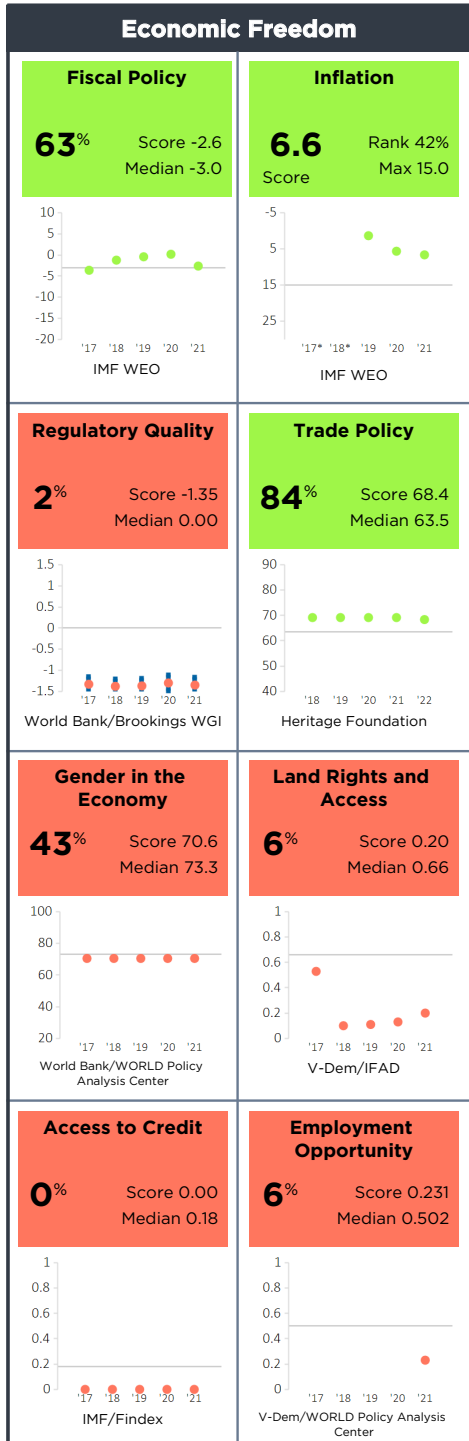
GNI/Cap

Category GNI/Cap ≤ \$2,045

Half Scorecard Passed **X**

Control of Corruption **X**

Democratic Rights **X**



For more information regarding the Millennium Challenge Account Selection Process and these indicators, please consult MCC's website [www.mcc.gov/selection](http://www.mcc.gov/selection)

\* Indicates the country has a score this year, but the score is outside the range of scores shown on the chart.



# Ethiopia FY23

Population 117,876,000  
 GNI/Cap \$960  
 Category GNI/Cap ≤ \$2,045

Half Scorecard Passed **X**  
 Control of Corruption **✓**  
 Democratic Rights **X**

Ethiopia

### Economic Freedom

<b>Fiscal Policy</b> <b>59%</b> Score -2.7 Median -3.0  IMF WEO	<b>Inflation</b> <b>26.8</b> Rank 9% Score Max 15.0  IMF WEO
<b>Regulatory Quality</b> <b>48%</b> Score -0.01 Median 0.00  World Bank/Brookings WGI	<b>Trade Policy</b> <b>26%</b> Score 56.4 Median 63.5  Heritage Foundation
<b>Gender in the Economy</b> <b>47%</b> Score 72.8 Median 73.3  World Bank/WORLD Policy Analysis Center	<b>Land Rights and Access</b> <b>35%</b> Score 0.58 Median 0.66  V-Dem/IFAD
<b>Access to Credit</b> <b>13%</b> Score 0.04 Median 0.18  IMF/Findex	<b>Employment Opportunity</b> <b>46%</b> Score 0.480 Median 0.502  V-Dem/WORLD Policy Analysis Center

### Ruling Justly

<b>Political Rights</b> <b>12</b> Rank 56% Score Min 17  Freedom House	<b>Civil Liberties</b> <b>11</b> Rank 29% Score Min 25  Freedom House	<b>Control of Corruption</b> <b>81%</b> Score 0.60 Median 0.00  World Bank/Brookings WGI
<b>Government Effectiveness</b> <b>81%</b> Score 0.30 Median 0.00  World Bank/Brookings WGI	<b>Rule of Law</b> <b>71%</b> Score 0.39 Median 0.00  World Bank/Brookings WGI	<b>Freedom of Information</b> <b>27%</b> Score 45.5 Median 54.4  RSF/Access Now/CLD

### Investing in People

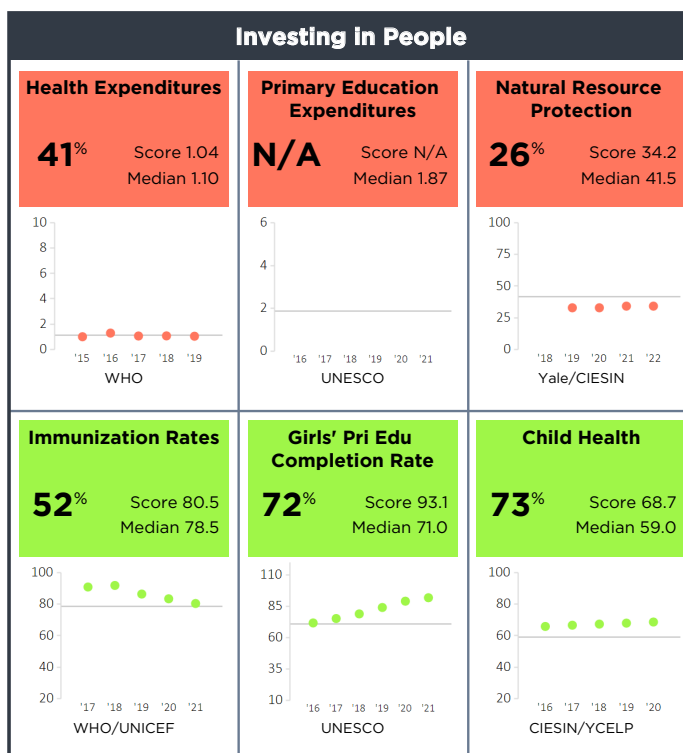
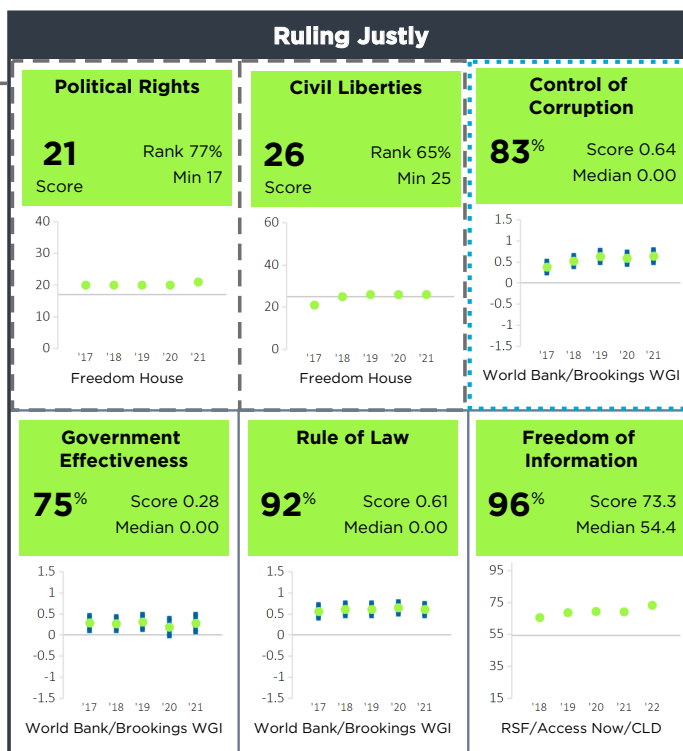
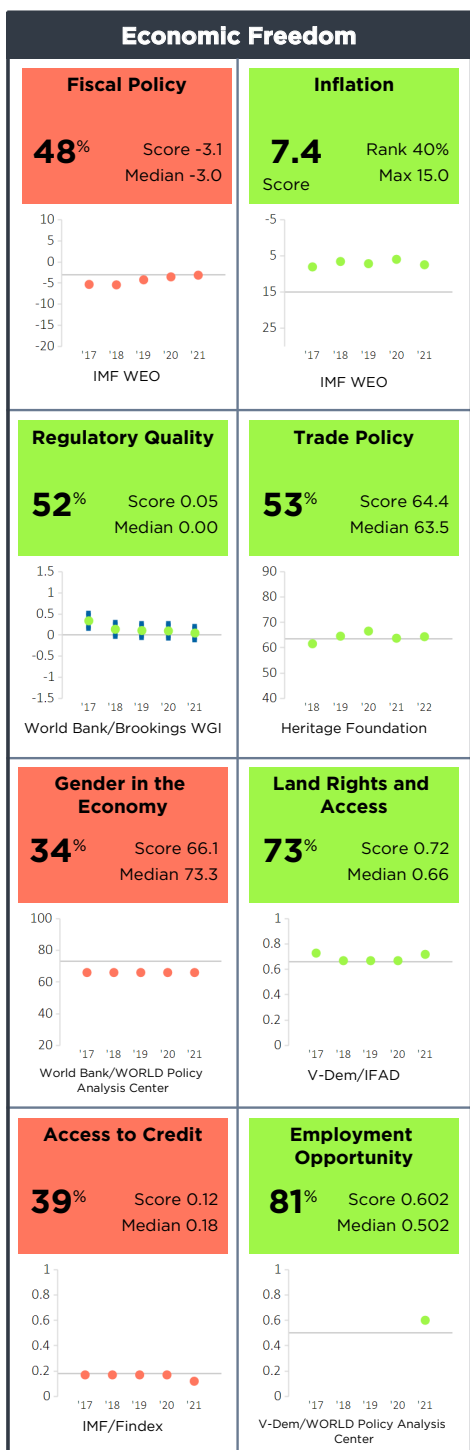
<b>Health Expenditures</b> <b>14%</b> Score 0.74 Median 1.10  WHO	<b>Primary Education Expenditures</b> <b>N/A</b> Score N/A Median 1.87  UNESCO	<b>Natural Resource Protection</b> <b>77%</b> Score 50.5 Median 41.5  Yale/CIESIN
<b>Immunization Rates</b> <b>23%</b> Score 59.5 Median 78.5  WHO/UNICEF	<b>Girls' Pri Edu Completion Rate</b> <b>33%</b> Score 65.4 Median 71.0  UNESCO	<b>Child Health</b> <b>19%</b> Score 46.2 Median 59.0  CIESIN/YCELP

For more information regarding the Millennium Challenge Account Selection Process and these indicators, please consult MCC's website [www.mcc.gov/selection](http://www.mcc.gov/selection)

# Gambia FY23

Population 2,487,000  
 GNI/Cap \$800  
 Category GNI/Cap ≤ \$2,045

Half Scorecard Passed ✓  
 Control of Corruption ✓  
 Democratic Rights ✓



For more information regarding the Millennium Challenge Account Selection Process and these indicators, please consult MCC's website [www.mcc.gov/selection](http://www.mcc.gov/selection)

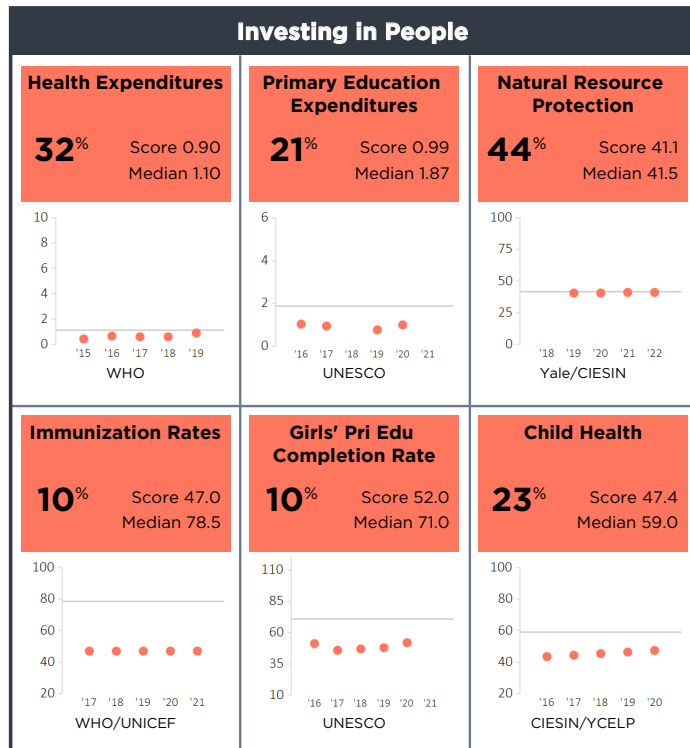
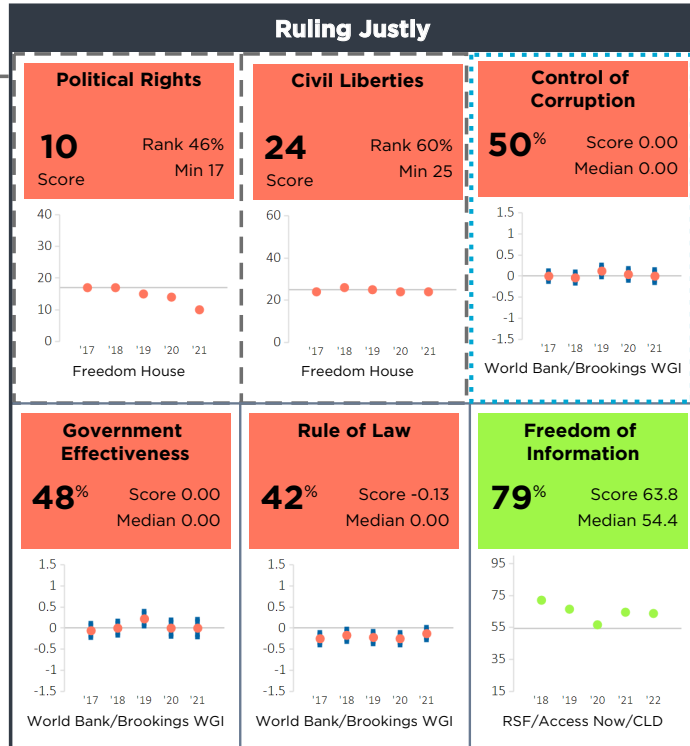
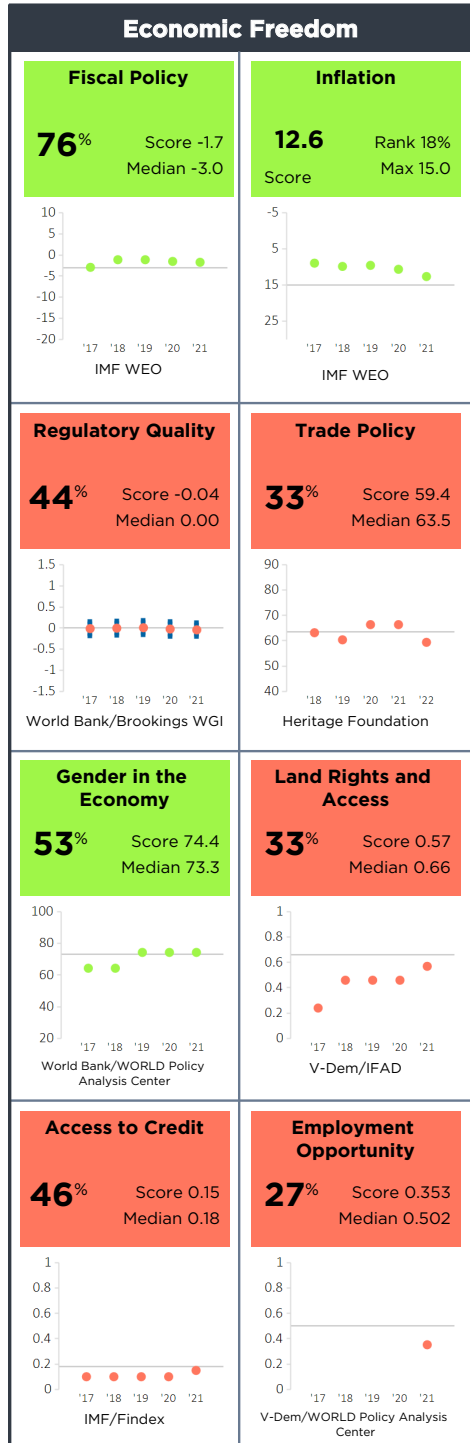
Gambia

# Guinea FY23

Population 13,497,000  
 GNI/Cap \$1,010  
 Category GNI/Cap ≤ \$2,045

Half Scorecard Passed **X**  
 Control of Corruption **X**  
 Democratic Rights **X**

Guinea



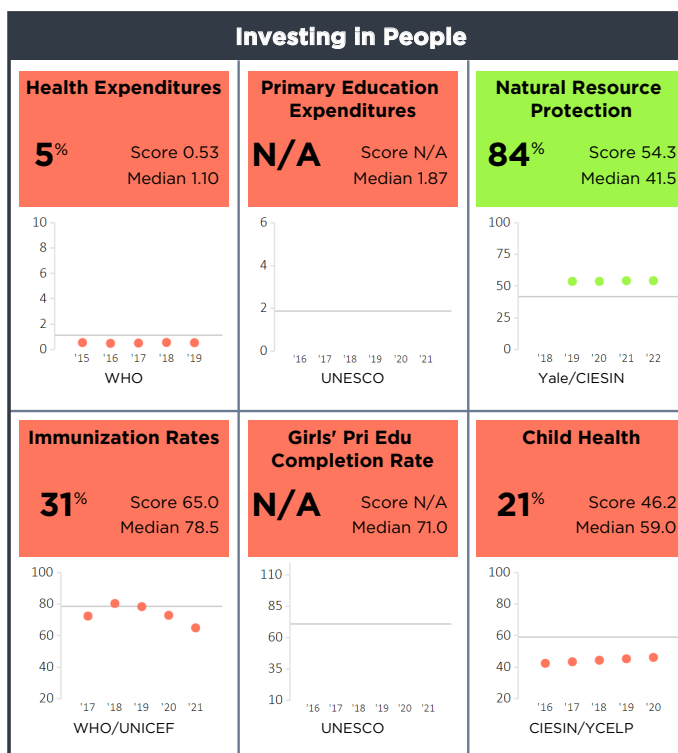
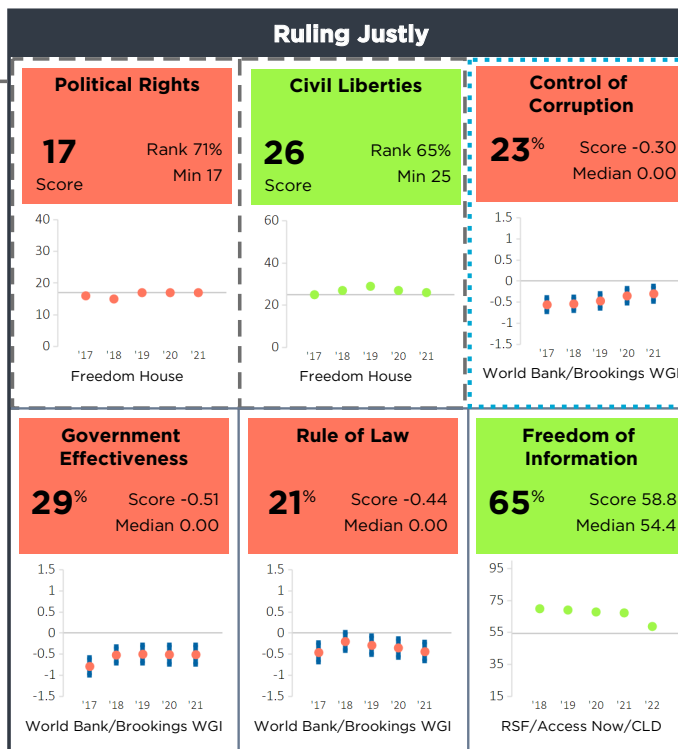
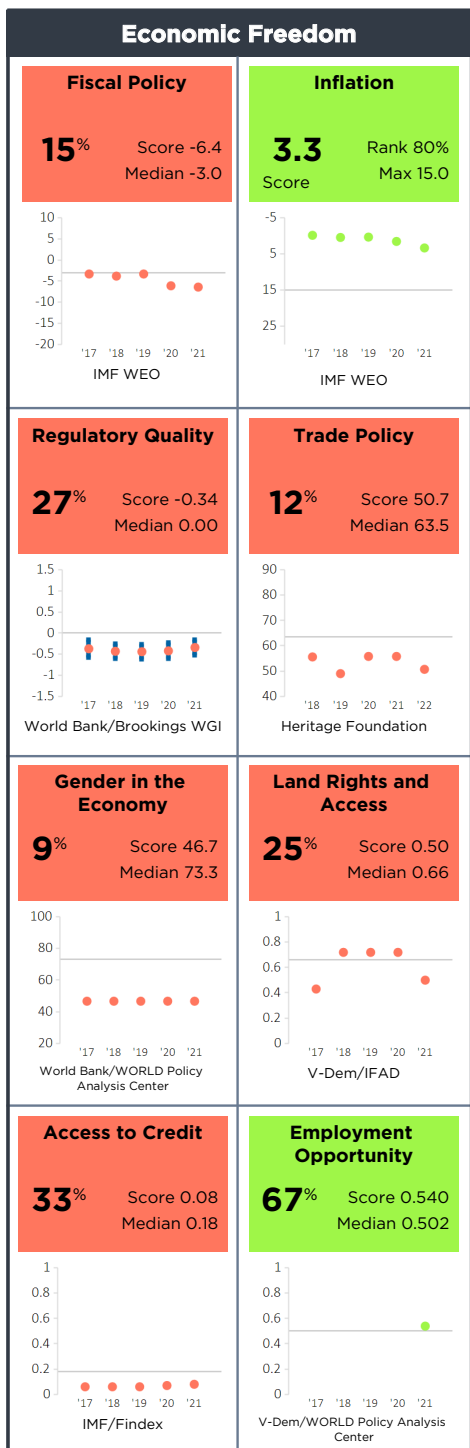
For more information regarding the Millennium Challenge Account Selection Process and these indicators, please consult MCC's website [www.mcc.gov/selection](http://www.mcc.gov/selection)

# Guinea-Bissau FY23

Population 2,015,000  
 GNI/Cap \$780  
 Category GNI/Cap ≤ \$2,045

Half Scorecard Passed **X**  
 Control of Corruption **X**  
 Democratic Rights **✓**

Guinea-Bissau



For more information regarding the Millennium Challenge Account Selection Process and these indicators, please consult MCC's website [www.mcc.gov/selection](http://www.mcc.gov/selection)

# Haiti FY23

Population 11,542,000  
 GNI/Cap \$1,420  
 Category GNI/Cap ≤ \$2,045

Half Scorecard Passed **X**  
 Control of Corruption **X**  
 Democratic Rights **X**

Haiti

### Economic Freedom

<b>Fiscal Policy</b> <b>72%</b> Score -2.3 Median -3.0 <p>IMF WEO</p>	<b>Inflation</b> <b>15.9</b> Rank 16% Score Max 15.0 <p>IMF WEO</p>
<b>Regulatory Quality</b> <b>25%</b> Score -0.40 Median 0.00 <p>World Bank/Brookings WGI</p>	<b>Trade Policy</b> <b>72%</b> Score 66.5 Median 63.5 <p>Heritage Foundation</p>
<b>Gender in the Economy</b> <b>30%</b> Score 63.3 Median 73.3 <p>World Bank/WORLD Policy Analysis Center</p>	<b>Land Rights and Access</b> <b>29%</b> Score 0.53 Median 0.66 <p>V-Dem/IFAD</p>
<b>Access to Credit</b> <b>22%</b> Score 0.05 Median 0.18 <p>IMF/Findex</p>	<b>Employment Opportunity</b> <b>25%</b> Score 0.348 Median 0.502 <p>V-Dem/WORLD Policy Analysis Center</p>

### Ruling Justly

<b>Political Rights</b> <b>11</b> Rank 50% Score Min 17 <p>Freedom House</p>	<b>Civil Liberties</b> <b>22</b> Rank 50% Score Min 25 <p>Freedom House</p>	<b>Control of Corruption</b> <b>17%</b> Score -0.43 Median 0.00 <p>World Bank/Brookings WGI</p>
<b>Government Effectiveness</b> <b>4%</b> Score -1.27 Median 0.00 <p>World Bank/Brookings WGI</p>	<b>Rule of Law</b> <b>31%</b> Score -0.25 Median 0.00 <p>World Bank/Brookings WGI</p>	<b>Freedom of Information</b> <b>81%</b> Score 64.6 Median 54.4 <p>RSF/Access Now/CLD</p>

### Investing in People

<b>Health Expenditures</b> <b>2%</b> Score 0.52 Median 1.10 <p>WHO</p>	<b>Primary Education Expenditures</b> <b>N/A</b> Score N/A Median 1.87 <p>UNESCO</p>	<b>Natural Resource Protection</b> <b>12%</b> Score 29.4 Median 41.5 <p>Yale/CIESIN</p>
<b>Immunization Rates</b> <b>21%</b> Score 58.0 Median 78.5 <p>WHO/UNICEF</p>	<b>Girls' Pri Edu Completion Rate</b> <b>N/A</b> Score N/A Median 71.0 <p>UNESCO</p>	<b>Child Health</b> <b>58%</b> Score 61.0 Median 59.0 <p>CIESIN/YCELP</p>

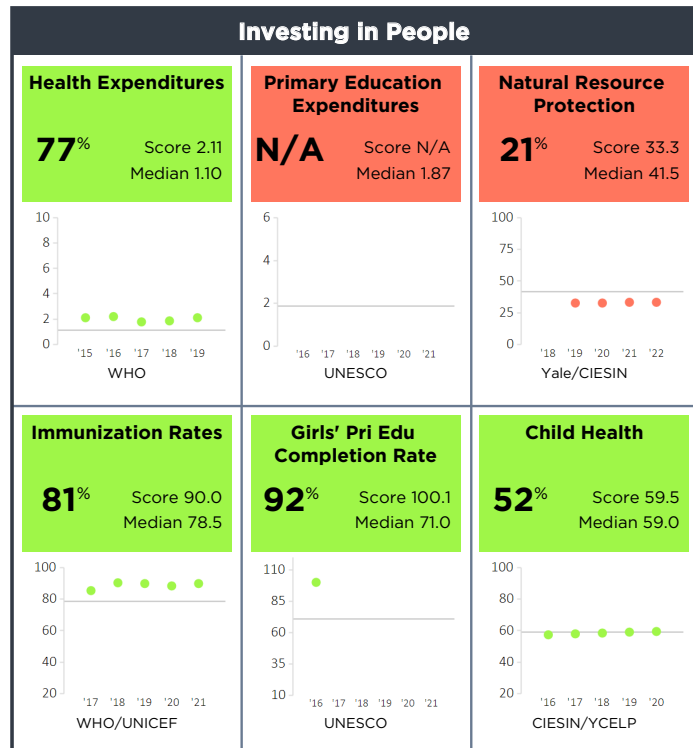
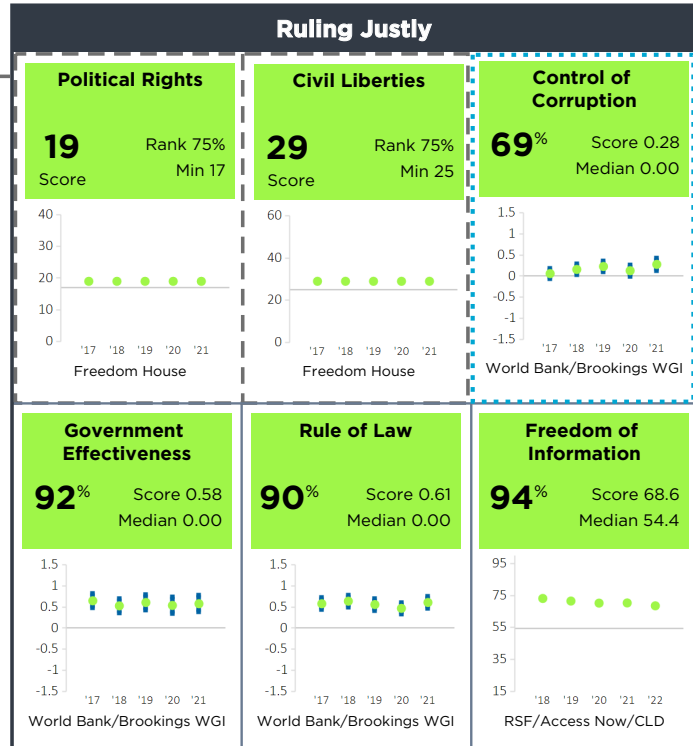
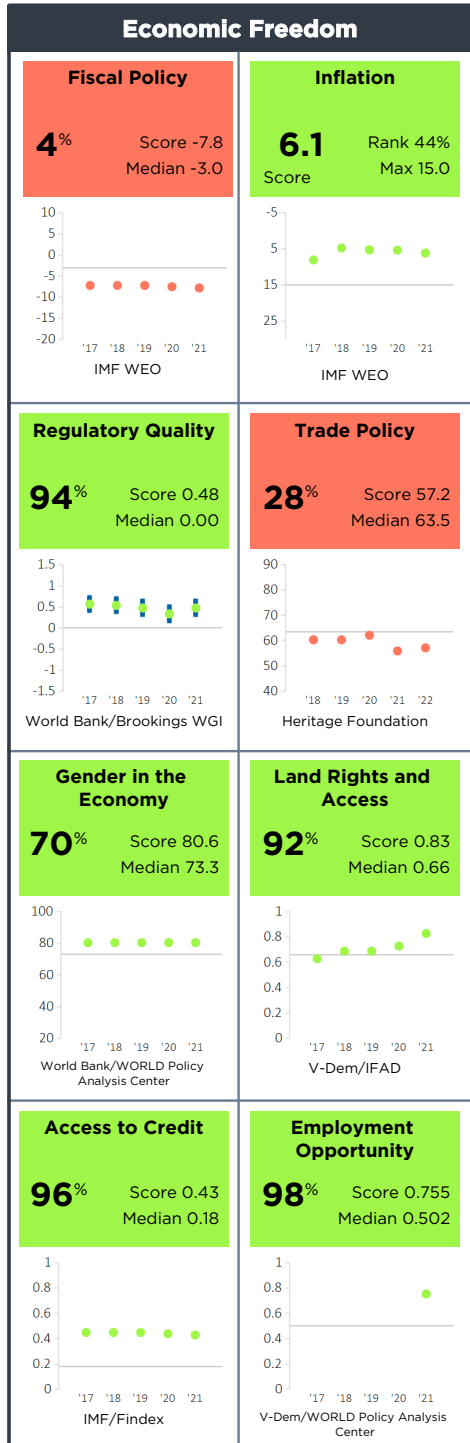
For more information regarding the Millennium Challenge Account Selection Process and these indicators, please consult MCC's website [www.mcc.gov/selection](http://www.mcc.gov/selection)



# Kenya FY23

Population 54,986,000  
 GNI/Cap \$2,010  
 Category GNI/Cap ≤ \$2,045

Half Scorecard Passed   
 Control of Corruption   
 Democratic Rights



For more information regarding the Millennium Challenge Account Selection Process and these indicators, please consult MCC's website [www.mcc.gov/selection](http://www.mcc.gov/selection)



# Kyrgyz Republic FY23

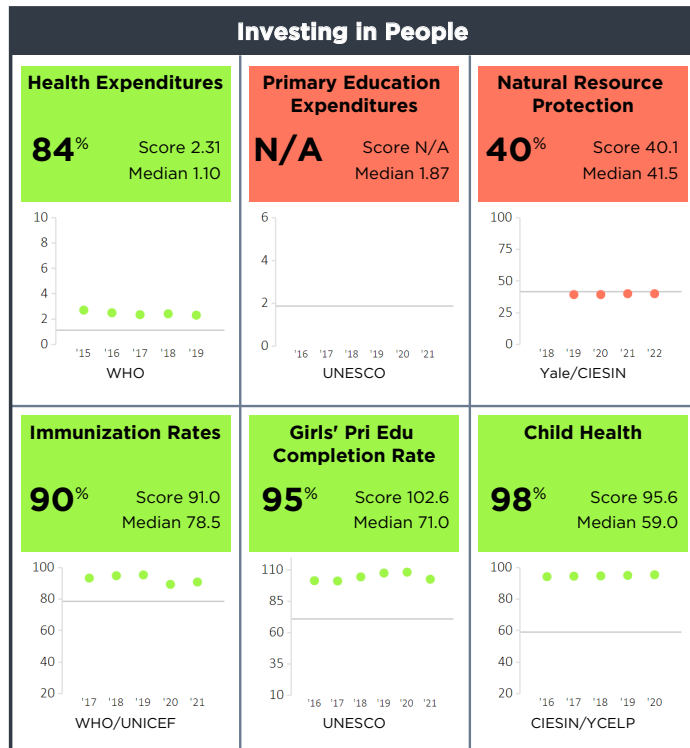
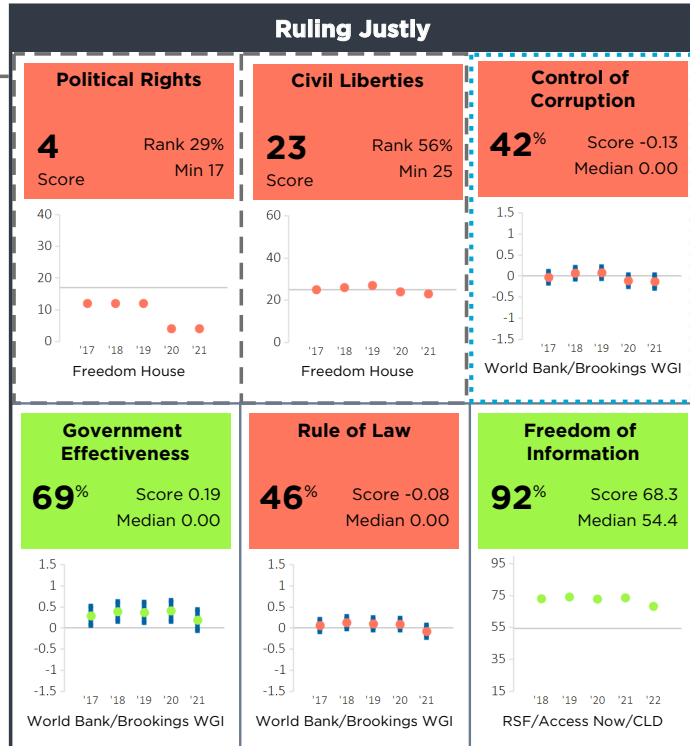
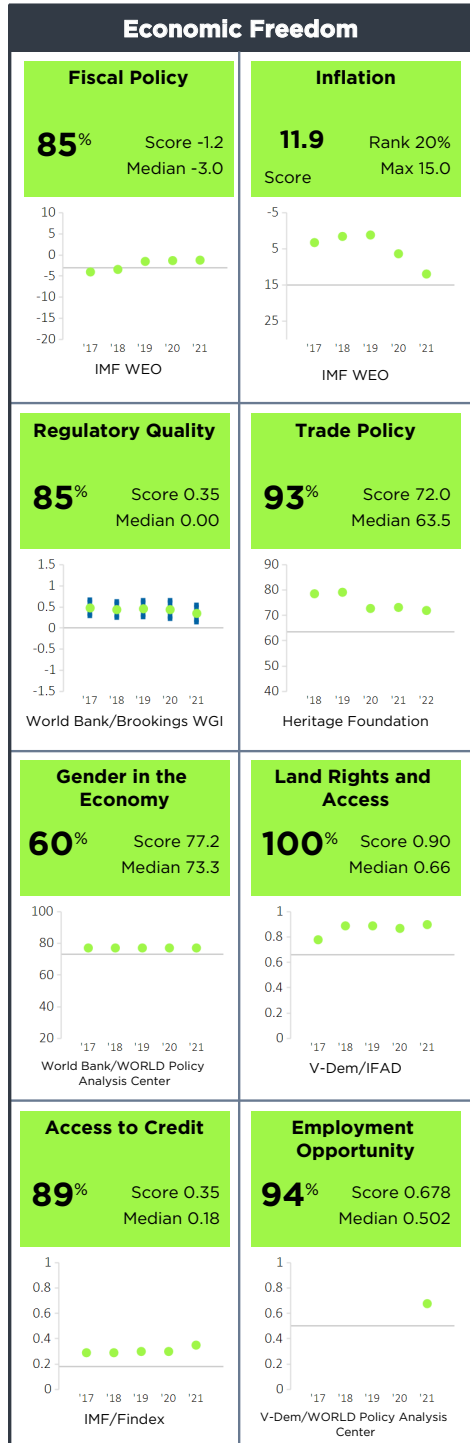
Population 6,694,000  
 GNI/Cap \$1,180  
 Category GNI/Cap ≤ \$2,045

Half Scorecard Passed ✓

Control of Corruption X

Democratic Rights X

Kyrgyz Republic

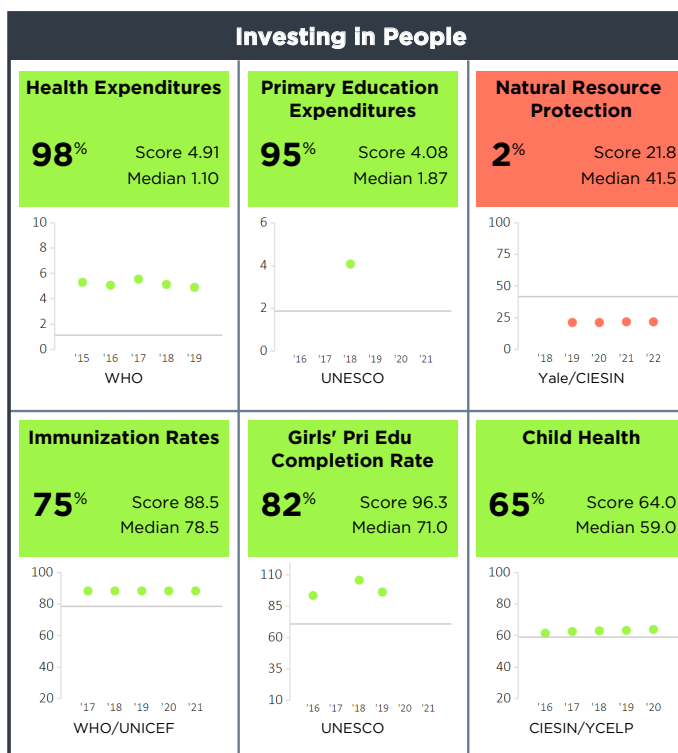
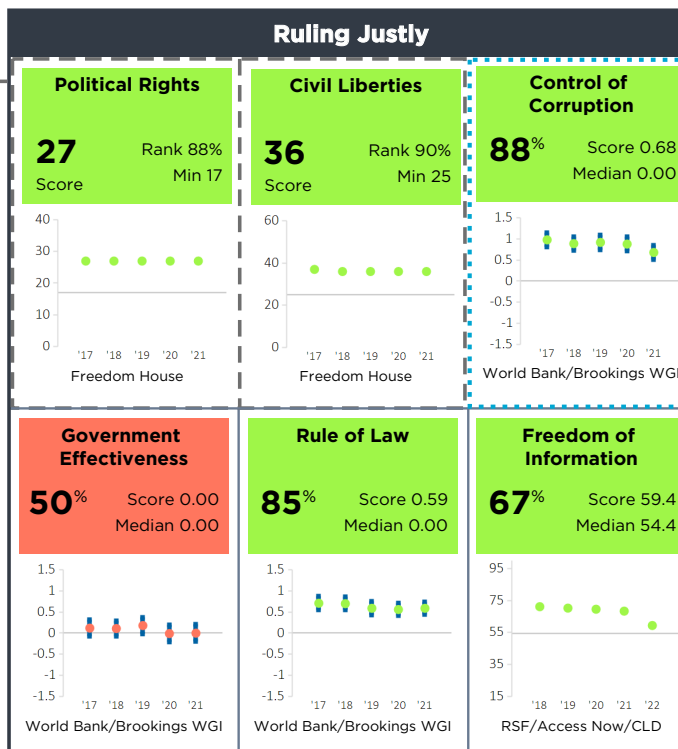
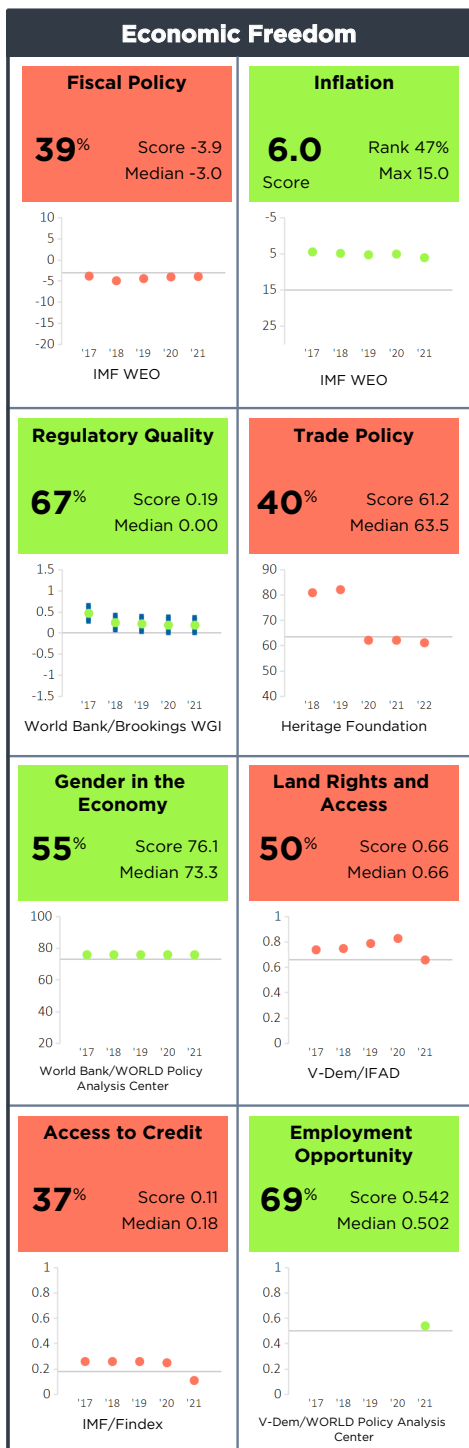


For more information regarding the Millennium Challenge Account Selection Process and these indicators, please consult MCC's website [www.mcc.gov/selection](http://www.mcc.gov/selection)

# Lesotho FY23

Population 2,159,000  
 GNI/Cap \$1,270  
 Category GNI/Cap ≤ \$2,045

Half Scorecard Passed ✓  
 Control of Corruption ✓  
 Democratic Rights ✓



For more information regarding the Millennium Challenge Account Selection Process and these indicators, please consult MCC's website [www.mcc.gov/selection](http://www.mcc.gov/selection)

Lesotho

# Liberia FY23

Population 5,180,000  
 GNI/Cap \$620  
 Category GNI/Cap ≤ \$2,045

Half Scorecard Passed ✓  
 Control of Corruption ✓  
 Democratic Rights ✓

Liberia

### Economic Freedom

<b>Fiscal Policy</b> <b>43%</b> Score -3.7 Median -3.0  IMF WEO	<b>Inflation</b> <b>7.8</b> Rank 38% Score Max 15.0  IMF WEO
<b>Regulatory Quality</b> <b>46%</b> Score -0.03 Median 0.00  World Bank/Brookings WGI	<b>Trade Policy</b> <b>74%</b> Score 66.8 Median 63.5  Heritage Foundation
<b>Gender in the Economy</b> <b>77%</b> Score 81.1 Median 73.3  World Bank/WORLD Policy Analysis Center	<b>Land Rights and Access</b> <b>77%</b> Score 0.74 Median 0.66  V-Dem/IFAD
<b>Access to Credit</b> <b>72%</b> Score 0.27 Median 0.18  IMF/Findex	<b>Employment Opportunity</b> <b>100%</b> Score 0.762 Median 0.502  V-Dem/WORLD Policy Analysis Center

### Ruling Justly

<b>Political Rights</b> <b>27</b> Rank 88% Score Min 17  Freedom House	<b>Civil Liberties</b> <b>33</b> Rank 85% Score Min 25  Freedom House	<b>Control of Corruption</b> <b>54%</b> Score 0.08 Median 0.00  World Bank/Brookings WGI
<b>Government Effectiveness</b> <b>33%</b> Score -0.46 Median 0.00  World Bank/Brookings WGI	<b>Rule of Law</b> <b>54%</b> Score 0.07 Median 0.00  World Bank/Brookings WGI	<b>Freedom of Information</b> <b>88%</b> Score 66.8 Median 54.4  RSF/Access Now/CLD

### Investing in People

<b>Health Expenditures</b> <b>64%</b> Score 1.36 Median 1.10  WHO	<b>Primary Education Expenditures</b> <b>5%</b> Score 0.73 Median 1.87  UNESCO	<b>Natural Resource Protection</b> <b>0%</b> Score 19.8 Median 41.5  Yale/CIESIN
<b>Immunization Rates</b> <b>27%</b> Score 62.0 Median 78.5  WHO/UNICEF	<b>Girls' Pri Edu Completion Rate</b> <b>23%</b> Score 58.0 Median 71.0  UNESCO	<b>Child Health</b> <b>33%</b> Score 54.2 Median 59.0  CIESIN/YCELP

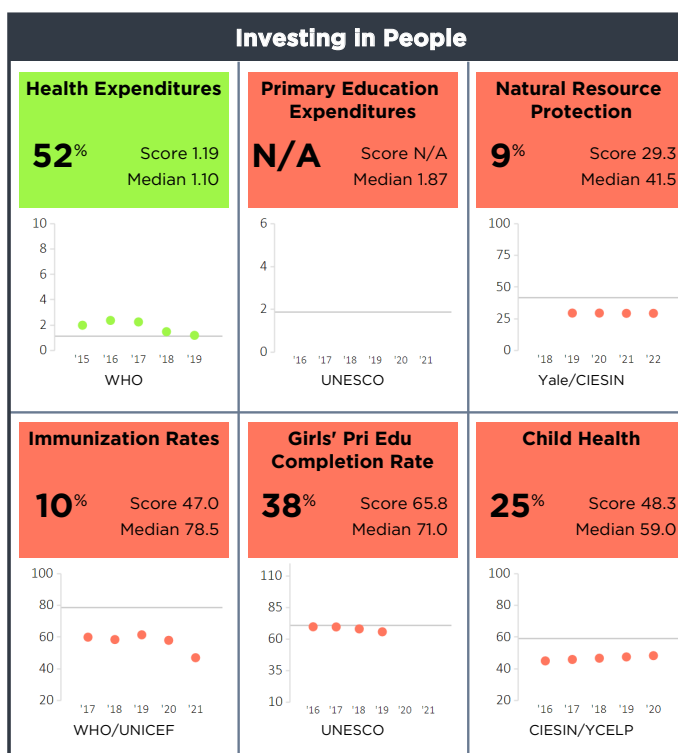
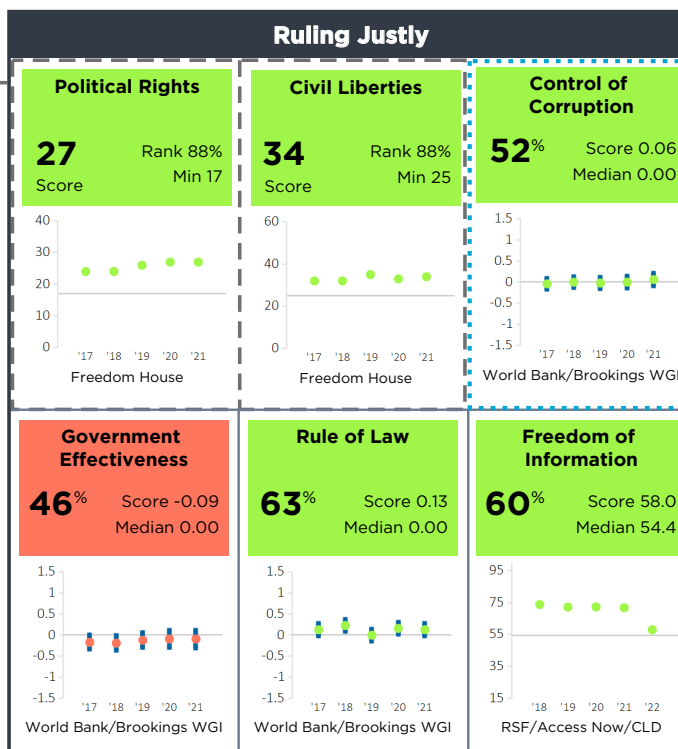
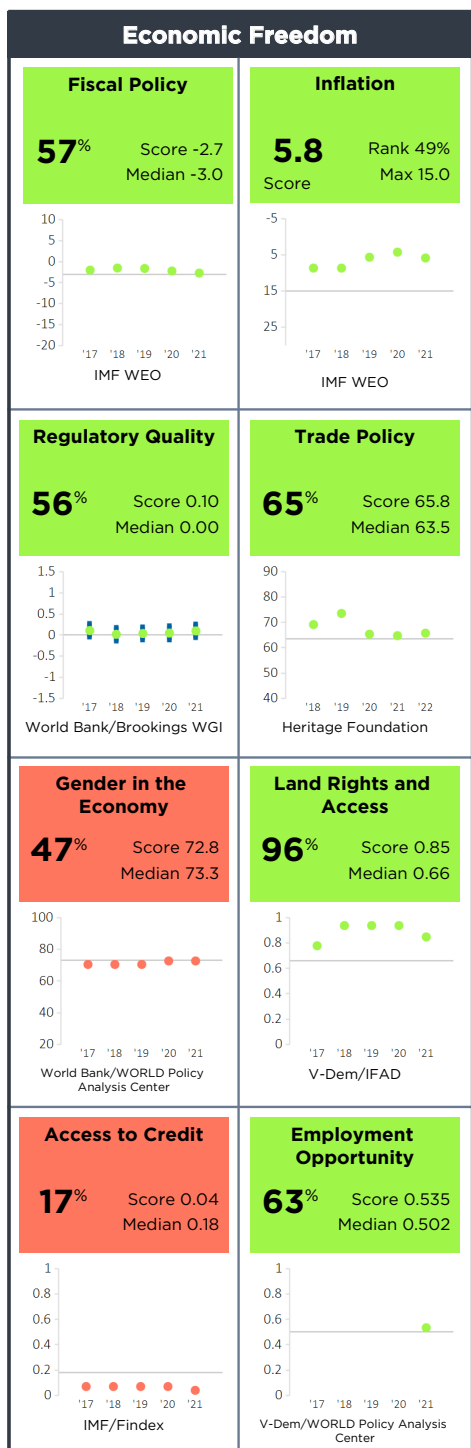
For more information regarding the Millennium Challenge Account Selection Process and these indicators, please consult MCC's website [www.mcc.gov/selection](http://www.mcc.gov/selection)

# Madagascar FY23

Population 28,427,000  
 GNI/Cap \$500  
 Category GNI/Cap ≤ \$2,045

Half Scorecard Passed   
 Control of Corruption   
 Democratic Rights

Madagascar



For more information regarding the Millennium Challenge Account Selection Process and these indicators, please consult MCC's website [www.mcc.gov/selection](http://www.mcc.gov/selection)

# Malawi FY23

Population 19,648,000  
 GNI/Cap \$630  
 Category GNI/Cap ≤ \$2,045

Half Scorecard Passed ✓  
 Control of Corruption ✓  
 Democratic Rights ✓

Malawi



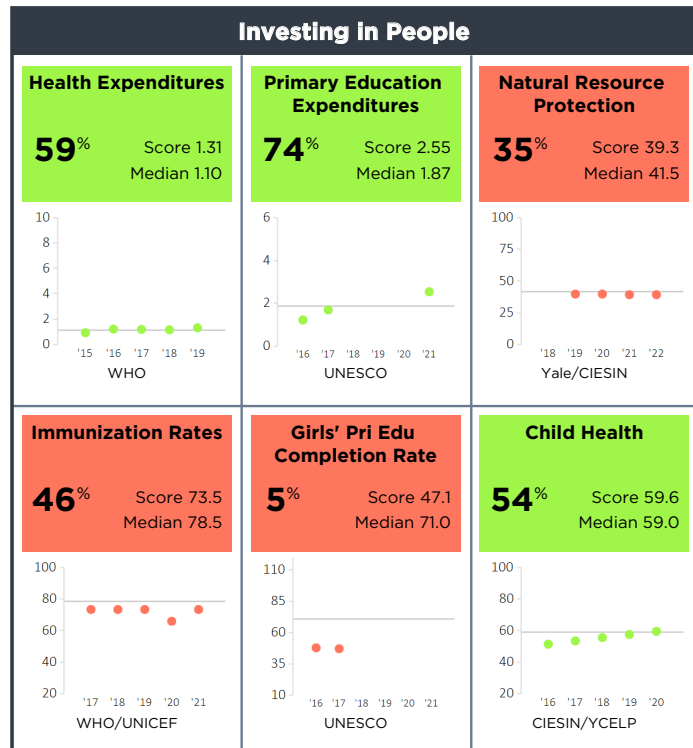
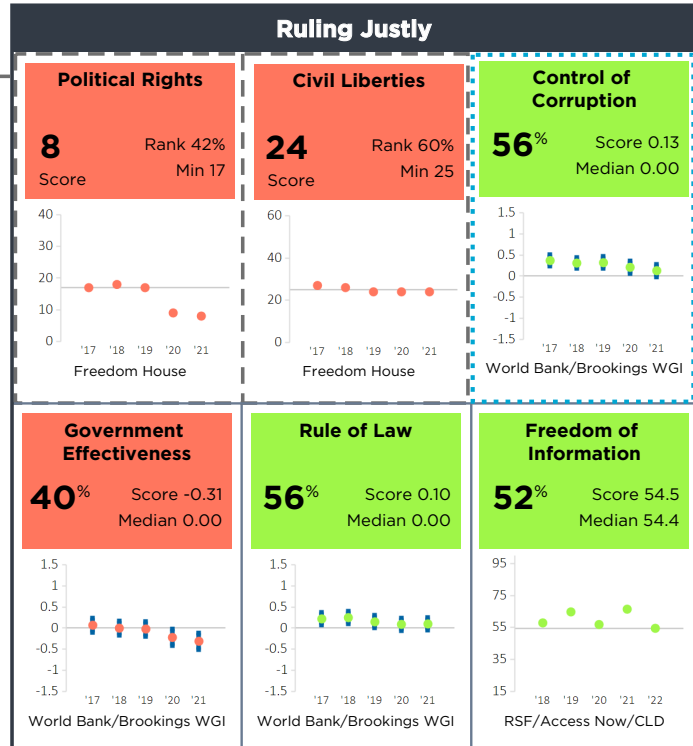
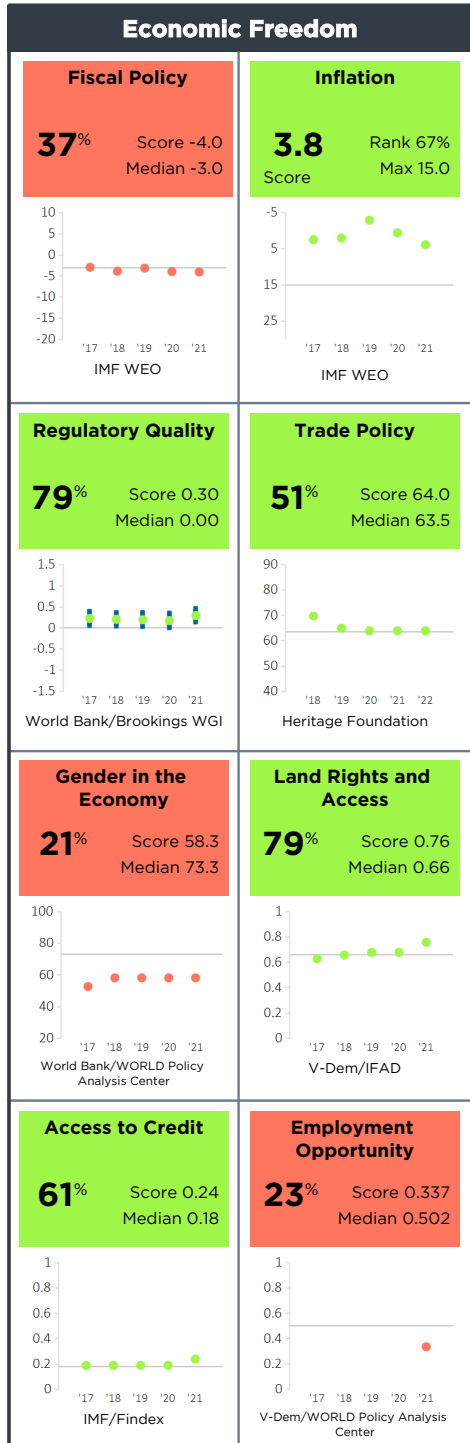
For more information regarding the Millennium Challenge Account Selection Process and these indicators, please consult MCC's website [www.mcc.gov/selection](http://www.mcc.gov/selection)



# Mali FY23

Population 20,856,000  
 GNI/Cap \$870  
 Category GNI/Cap ≤ \$2,045

Half Scorecard Passed   
 Control of Corruption   
 Democratic Rights



For more information regarding the Millennium Challenge Account Selection Process and these indicators, please consult MCC's website [www.mcc.gov/selection](http://www.mcc.gov/selection)

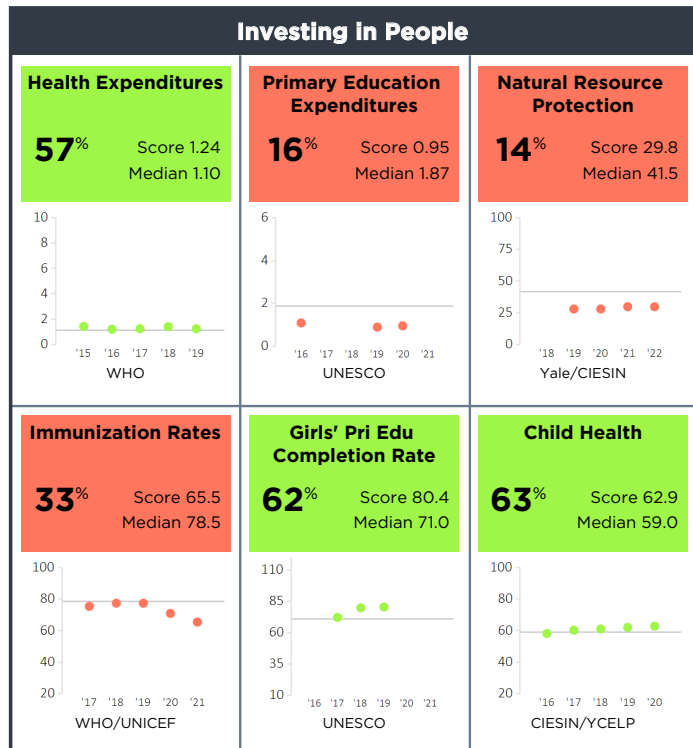
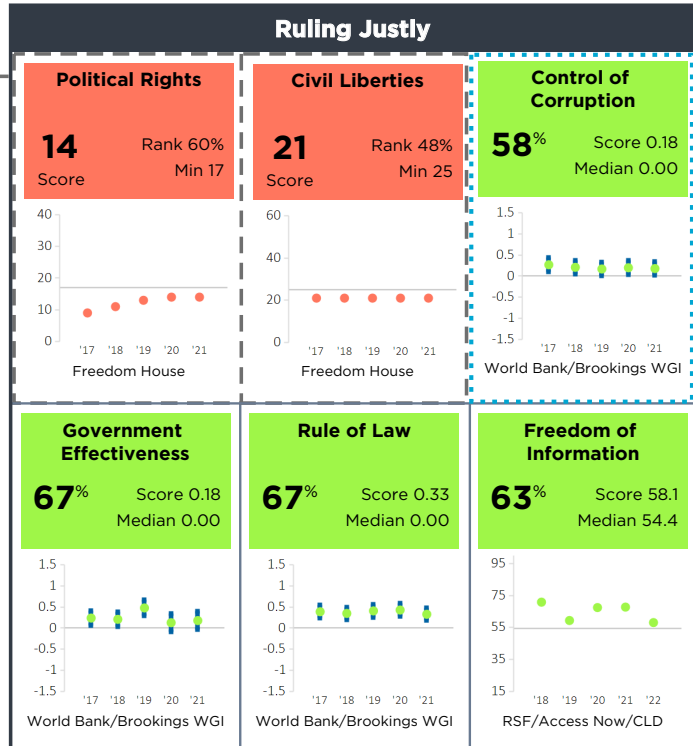
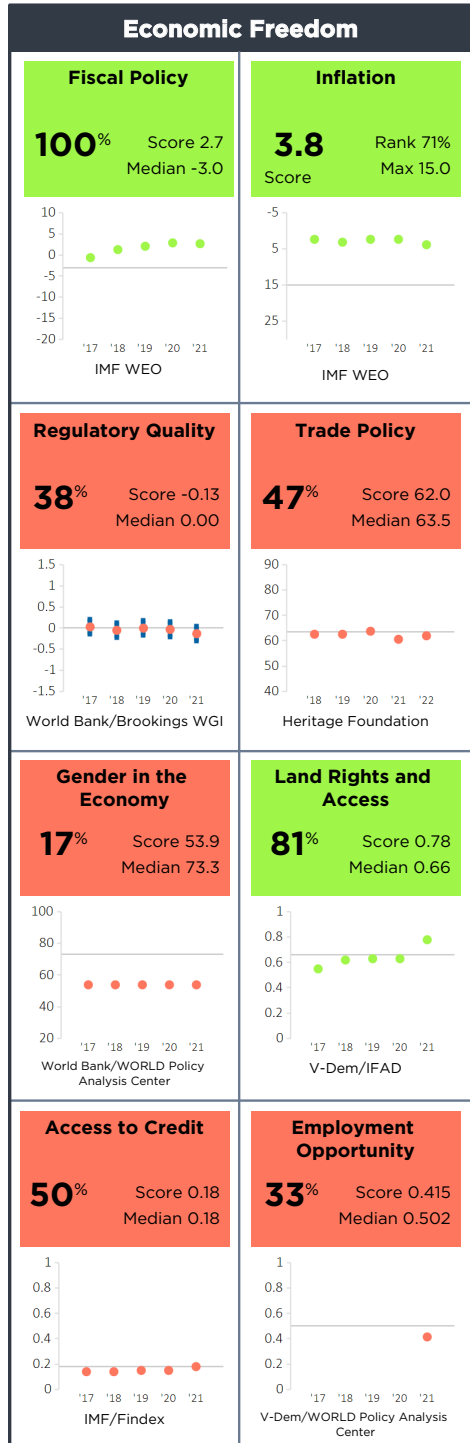


# Mauritania FY23

Population 4,775,000  
 GNI/Cap \$1,730  
 Category GNI/Cap ≤ \$2,045

Half Scorecard Passed   
 Control of Corruption   
 Democratic Rights

Mauritania

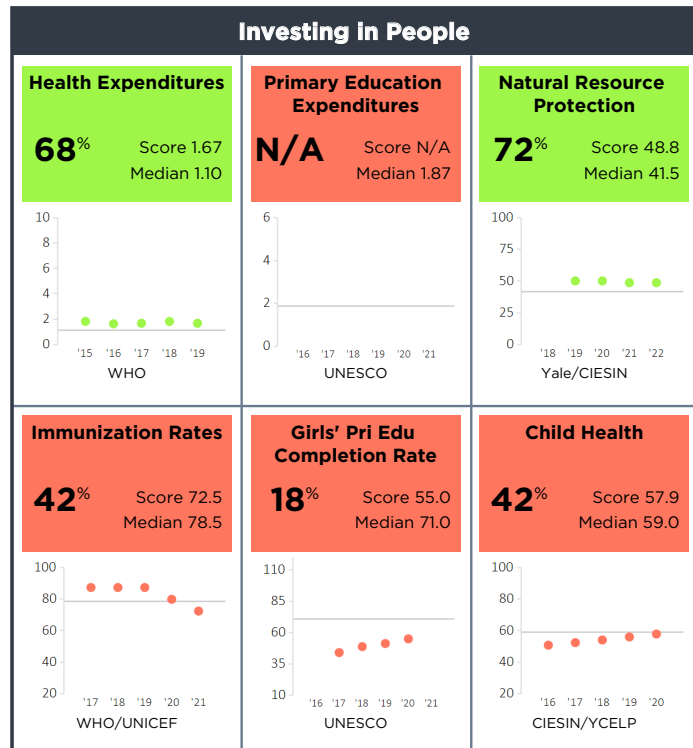
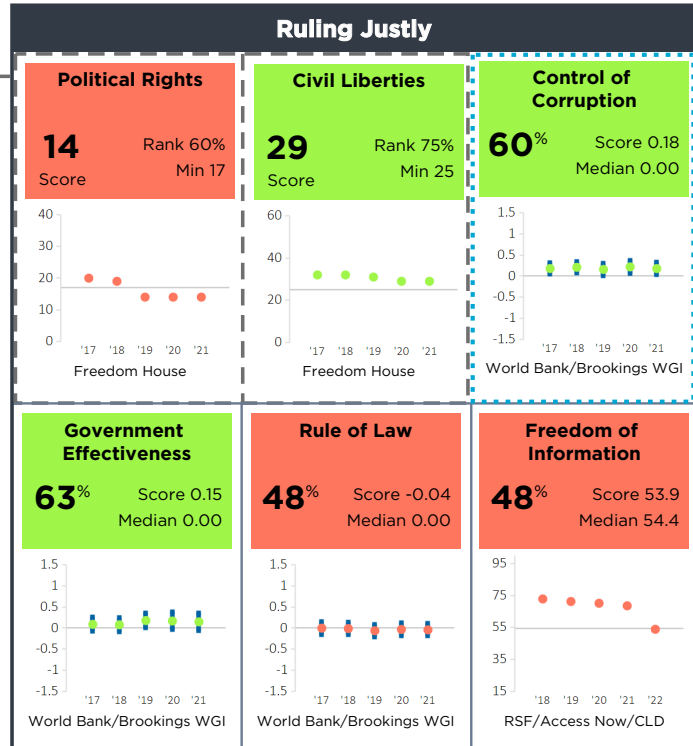
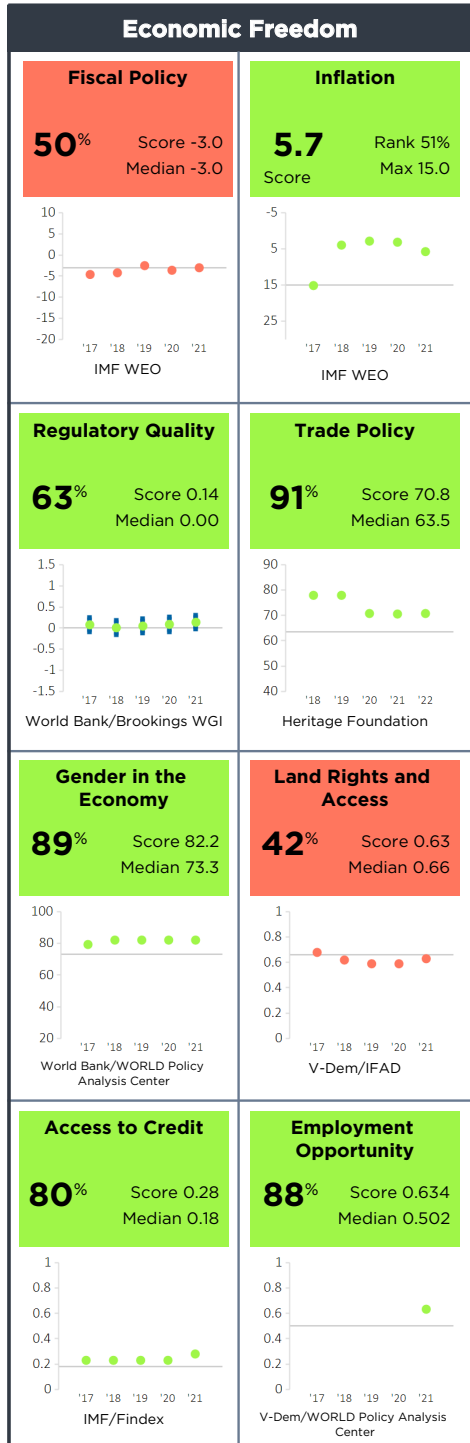


For more information regarding the Millennium Challenge Account Selection Process and these indicators, please consult MCC's website [www.mcc.gov/selection](http://www.mcc.gov/selection)

# Mozambique FY23

Population 32,163,000  
 GNI/Cap \$480  
 Category GNI/Cap ≤ \$2,045

Half Scorecard Passed ✓  
 Control of Corruption ✓  
 Democratic Rights ✓



For more information regarding the Millennium Challenge Account Selection Process and these indicators, please consult MCC's website [www.mcc.gov/selection](http://www.mcc.gov/selection)

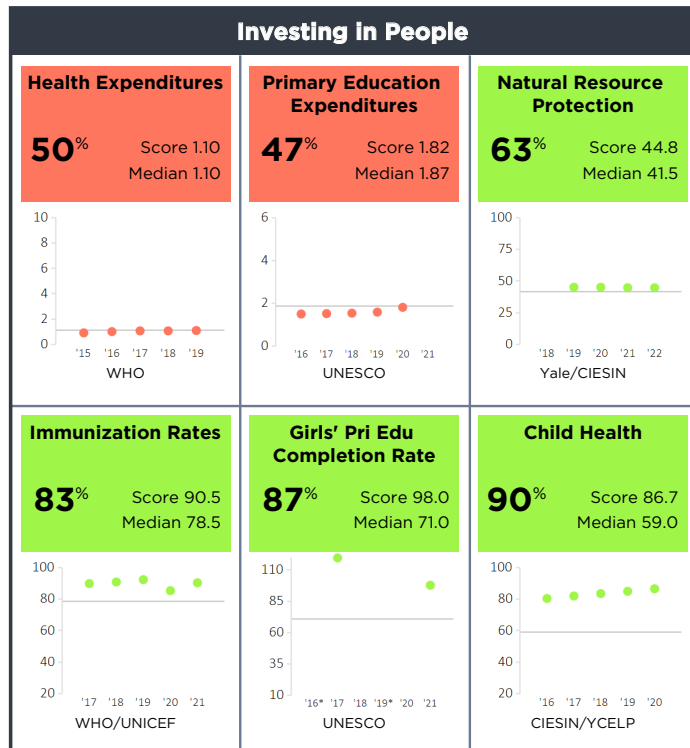
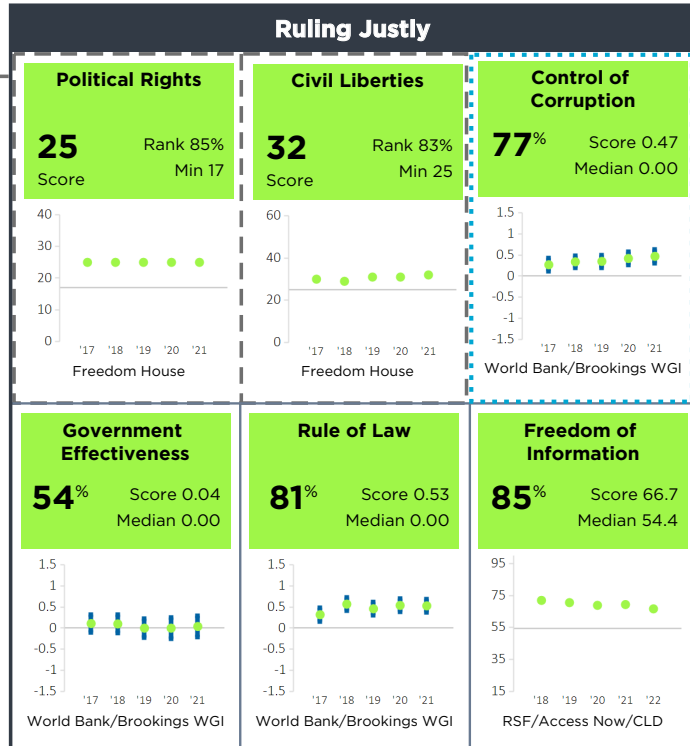
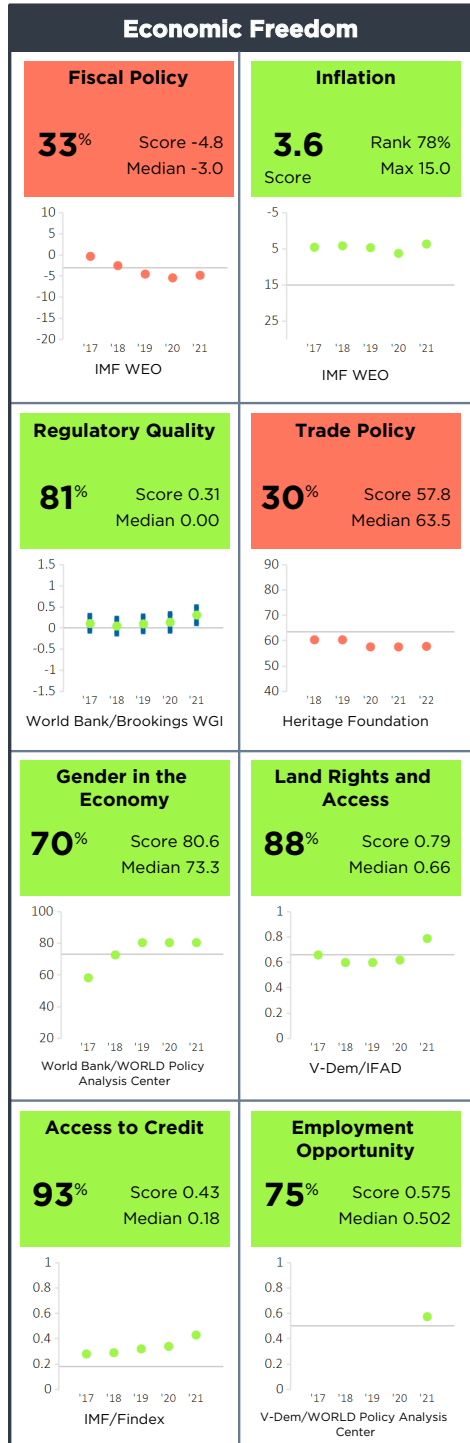
Mozambique

# Nepal FY23

Population 29,675,000  
 GNI/Cap \$1,230  
 Category GNI/Cap ≤ \$2,045

Half Scorecard Passed ✓  
 Control of Corruption ✓  
 Democratic Rights ✓

Nepal



For more information regarding the Millennium Challenge Account Selection Process and these indicators, please consult MCC's website [www.mcc.gov/selection](http://www.mcc.gov/selection)

\* Indicates the country has a score this year, but the score is outside the range of scores shown on the chart.

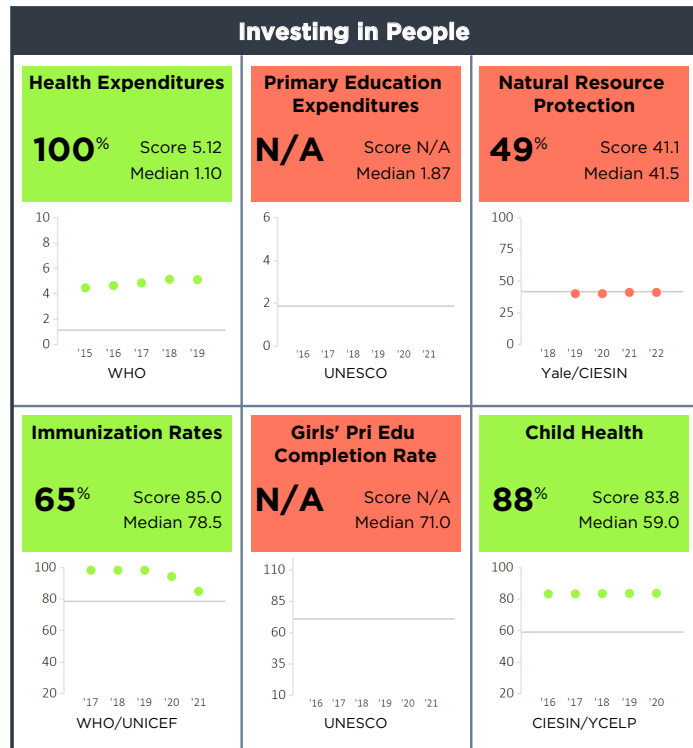
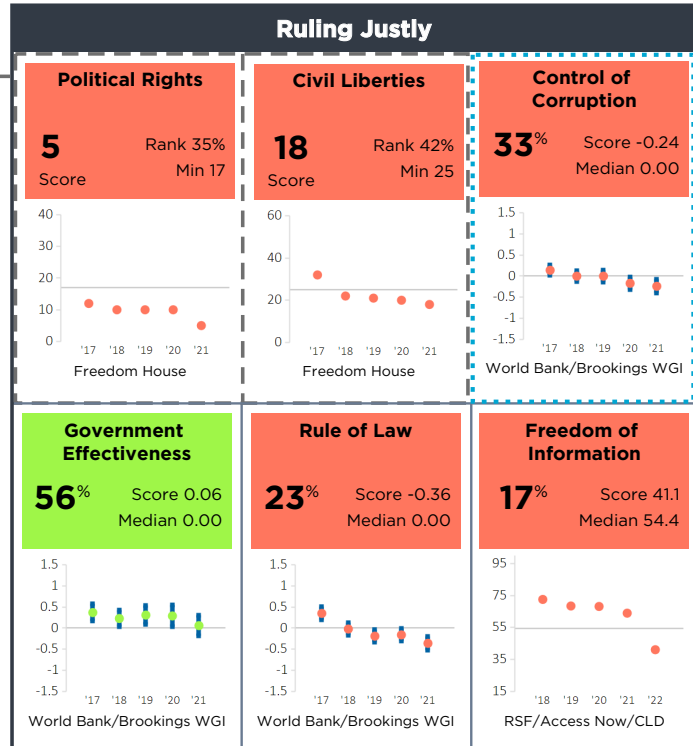
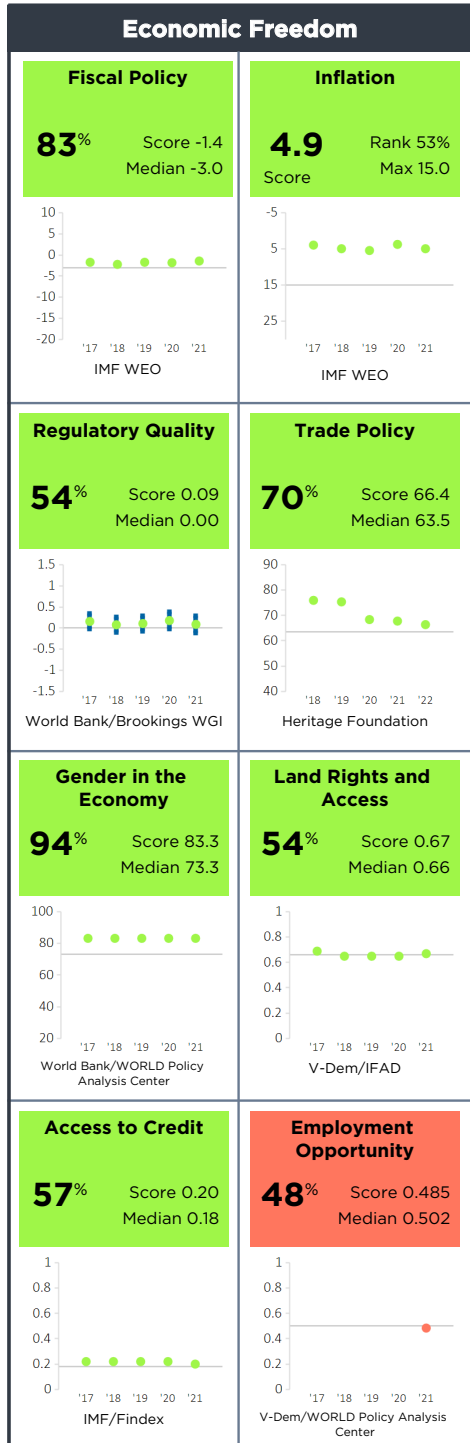
# Nicaragua FY23

Population 6,702,000  
 GNI/Cap \$2,010  
 Category GNI/Cap ≤ \$2,045

Half Scorecard Passed ✓

Control of Corruption ✗

Democratic Rights ✗



For more information regarding the Millennium Challenge Account Selection Process and these indicators, please consult MCC's website [www.mcc.gov/selection](http://www.mcc.gov/selection)

Nicaragua

# Niger FY23

Population 25,131,000  
 GNI/Cap \$590  
 Category GNI/Cap ≤ \$2,045

Half Scorecard Passed ✓  
 Control of Corruption ✓  
 Democratic Rights ✓

Niger

### Economic Freedom

<b>Fiscal Policy</b> <b>30%</b> Score -4.9 Median -3.0 <p>IMF WEO</p>	<b>Inflation</b> <b>3.8</b> Rank 64% Score Max 15.0 <p>IMF WEO</p>
<b>Regulatory Quality</b> <b>65%</b> Score 0.18 Median 0.00 <p>World Bank/Brookings WGI</p>	<b>Trade Policy</b> <b>49%</b> Score 63.0 Median 63.5 <p>Heritage Foundation</p>
<b>Gender in the Economy</b> <b>23%</b> Score 59.4 Median 73.3 <p>World Bank/WORLD Policy Analysis Center</p>	<b>Land Rights and Access</b> <b>75%</b> Score 0.72 Median 0.66 <p>V-Dem/IFAD</p>
<b>Access to Credit</b> <b>11%</b> Score 0.03 Median 0.18 <p>IMF/Findex</p>	<b>Employment Opportunity</b> <b>90%</b> Score 0.643 Median 0.502 <p>V-Dem/WORLD Policy Analysis Center</p>

### Ruling Justly

<b>Political Rights</b> <b>23</b> Rank 81% Score Min 17 <p>Freedom House</p>	<b>Civil Liberties</b> <b>28</b> Rank 73% Score Min 25 <p>Freedom House</p>	<b>Control of Corruption</b> <b>75%</b> Score 0.45 Median 0.00 <p>World Bank/Brookings WGI</p>
<b>Government Effectiveness</b> <b>79%</b> Score 0.30 Median 0.00 <p>World Bank/Brookings WGI</p>	<b>Rule of Law</b> <b>88%</b> Score 0.59 Median 0.00 <p>World Bank/Brookings WGI</p>	<b>Freedom of Information</b> <b>77%</b> Score 62.8 Median 54.4 <p>RSF/Access Now/CLD</p>

### Investing in People

<b>Health Expenditures</b> <b>75%</b> Score 2.02 Median 1.10 <p>WHO</p>	<b>Primary Education Expenditures</b> <b>32%</b> Score 1.47 Median 1.87 <p>UNESCO</p>	<b>Natural Resource Protection</b> <b>100%</b> Score 71.1 Median 41.5 <p>Yale/CIESIN</p>
<b>Immunization Rates</b> <b>54%</b> Score 81.0 Median 78.5 <p>WHO/UNICEF</p>	<b>Girls' Pri Edu Completion Rate</b> <b>15%</b> Score 54.5 Median 71.0 <p>UNESCO</p>	<b>Child Health</b> <b>6%</b> Score 37.9 Median 59.0 <p>CIESIN/YCELP</p>

For more information regarding the Millennium Challenge Account Selection Process and these indicators, please consult MCC's website [www.mcc.gov/selection](http://www.mcc.gov/selection)

# Korea, Dem. Rep. FY23

Population 25,887,000

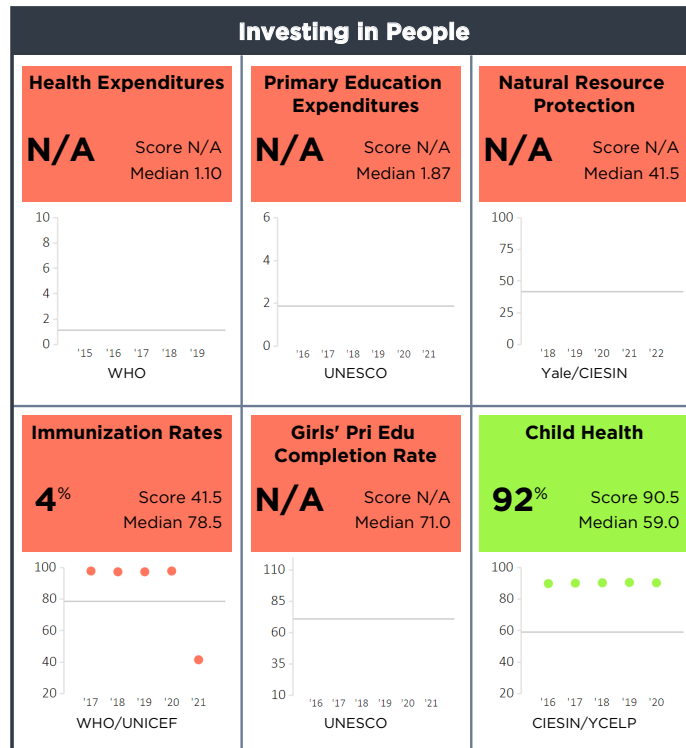
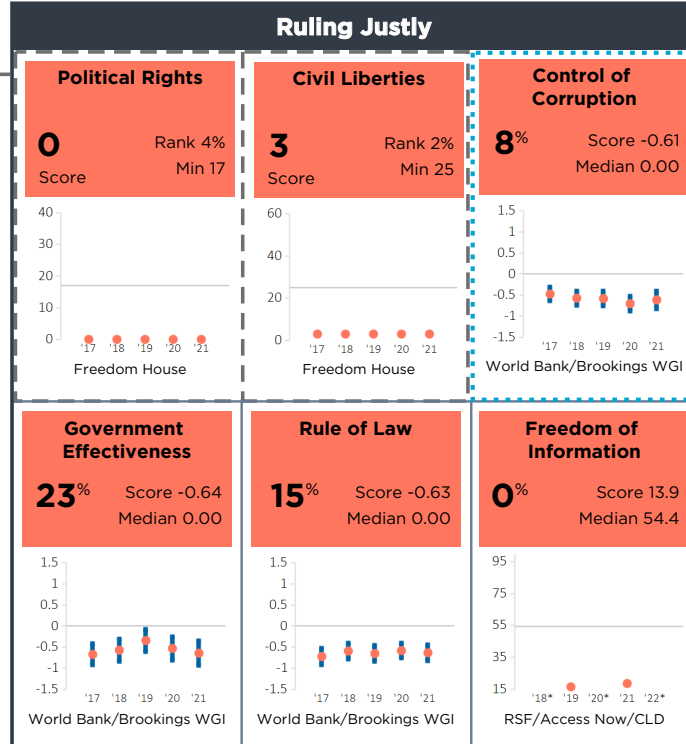
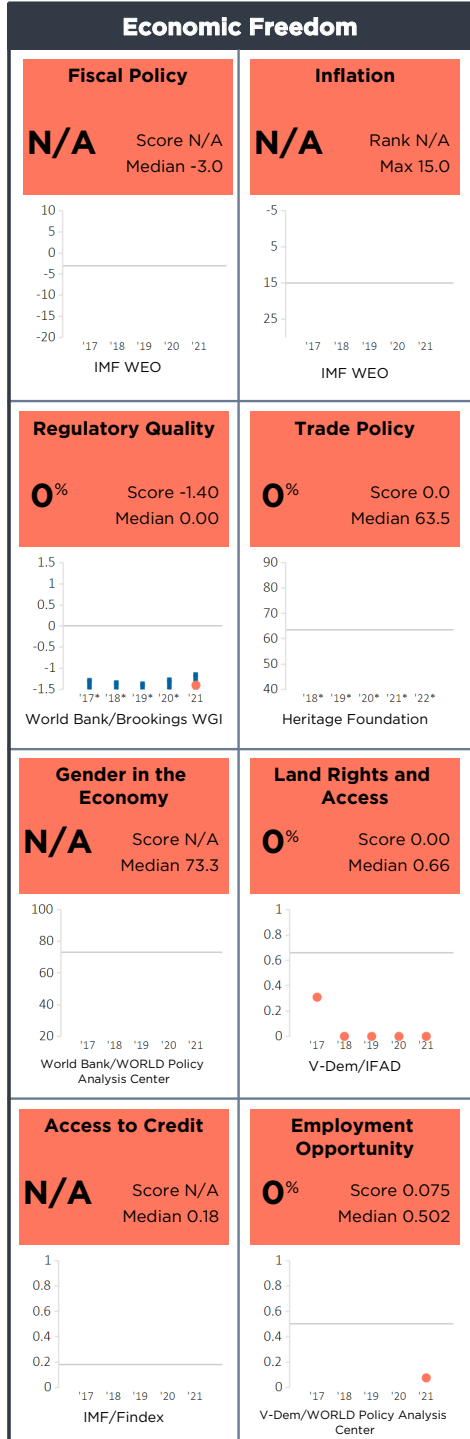
GNI/Cap

Category GNI/Cap ≤ \$2,045

Half Scorecard Passed **X**

Control of Corruption **X**

Democratic Rights **X**



For more information regarding the Millennium Challenge Account Selection Process and these indicators, please consult MCC's website [www.mcc.gov/selection](http://www.mcc.gov/selection)

\* Indicates the country has a score this year, but the score is outside the range of scores shown on the chart.

North Korea

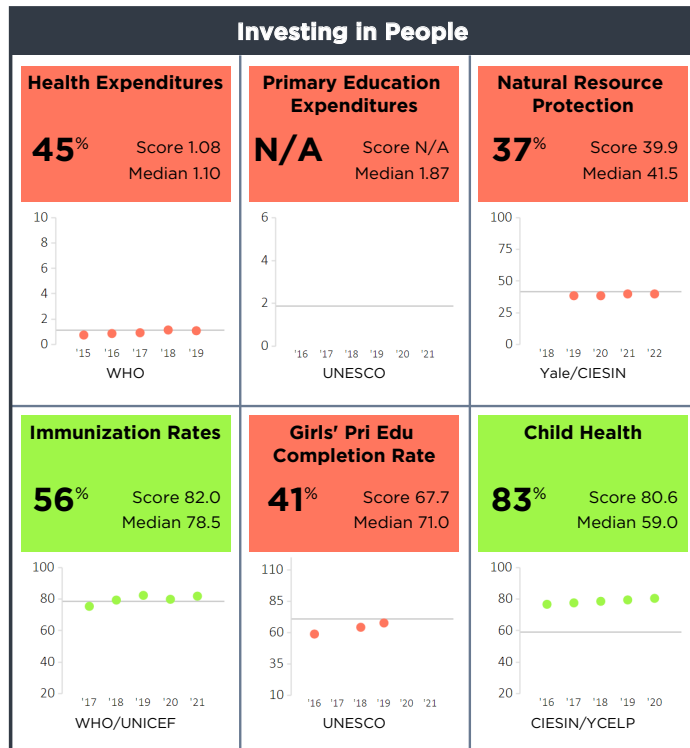
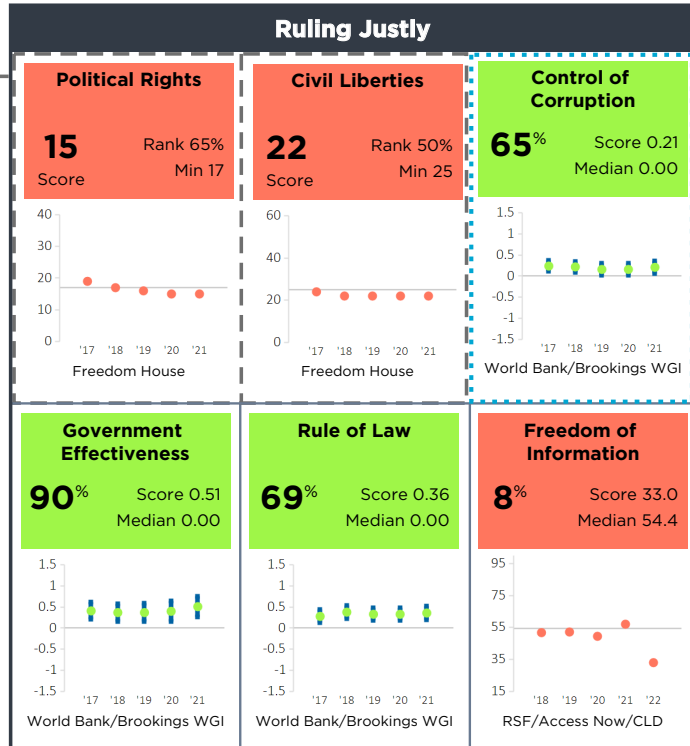
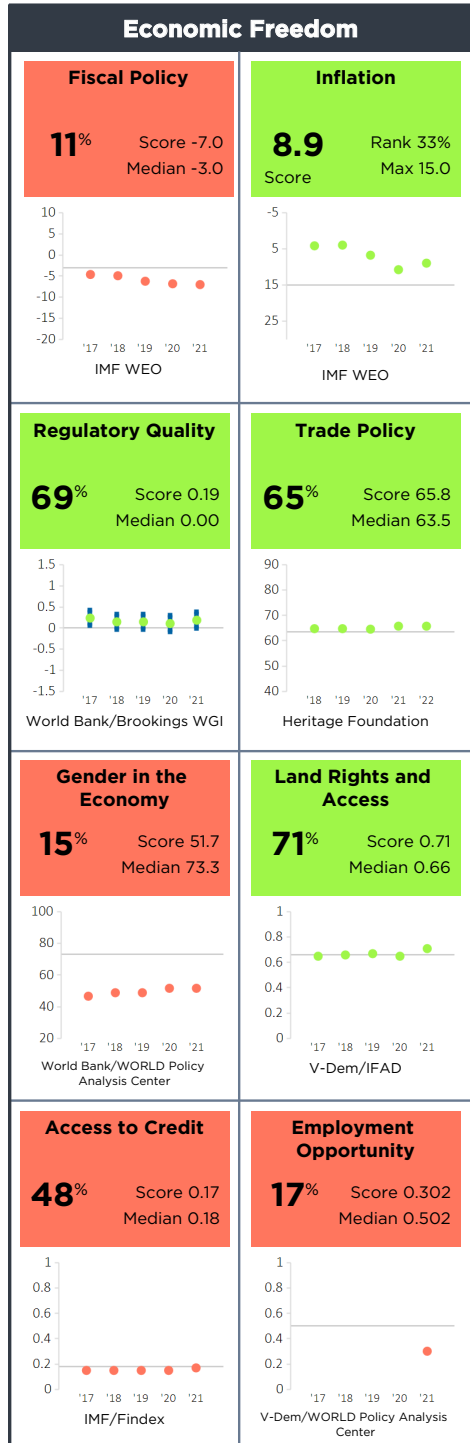


# Pakistan FY23

Population 225,200,000  
 GNI/Cap \$1,500  
 Category GNI/Cap ≤ \$2,045

Half Scorecard Passed **X**  
 Control of Corruption **✓**  
 Democratic Rights **X**

Pakistan

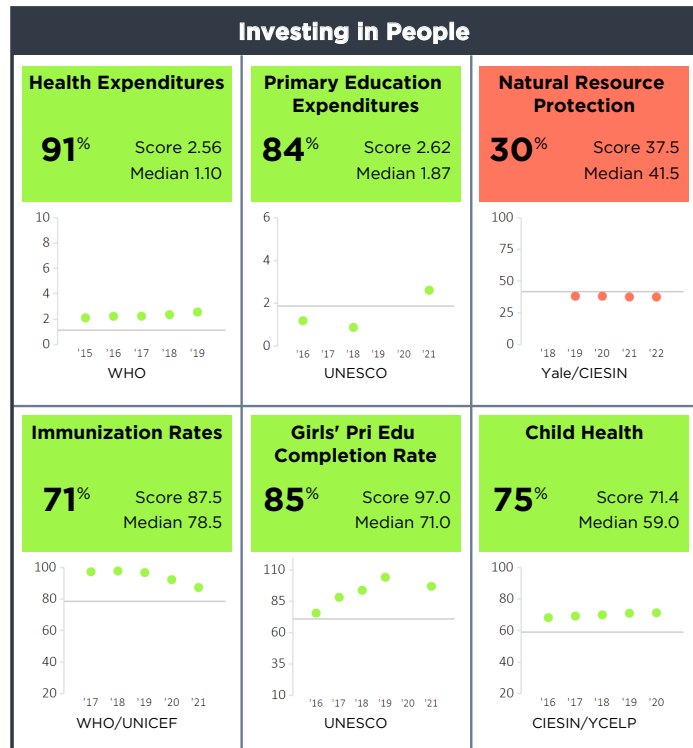
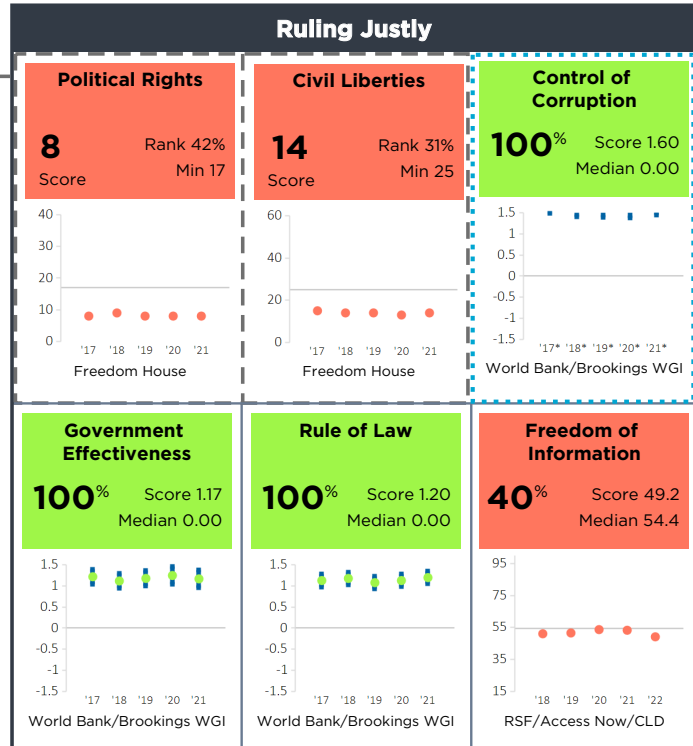
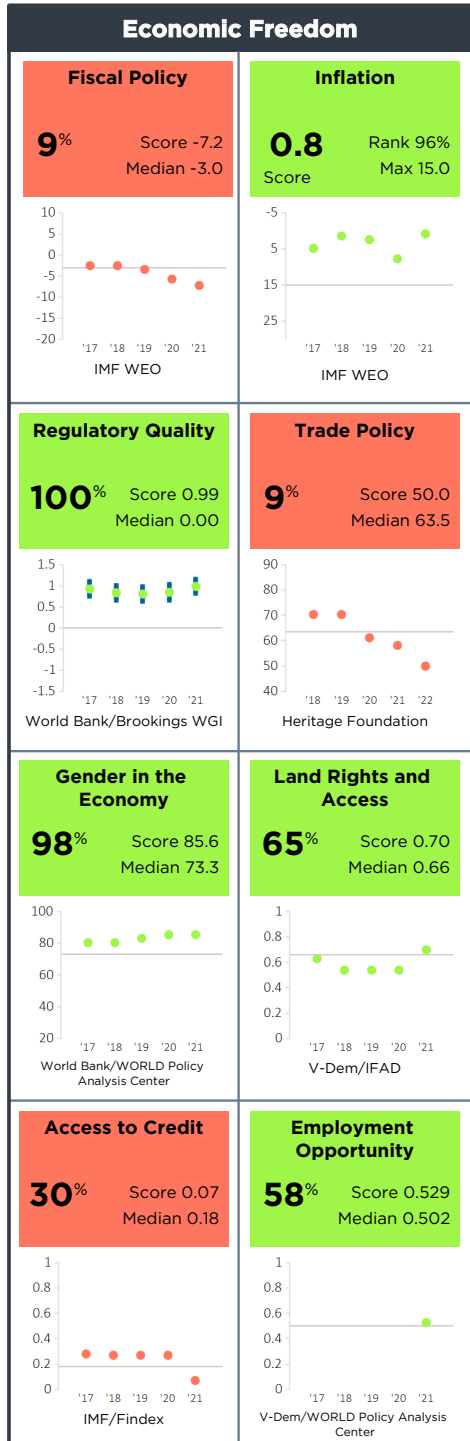


For more information regarding the Millennium Challenge Account Selection Process and these indicators, please consult MCC's website [www.mcc.gov/selection](http://www.mcc.gov/selection)

# Rwanda FY23

Population 13,277,000  
 GNI/Cap \$850  
 Category GNI/Cap ≤ \$2,045

Half Scorecard Passed   
 Control of Corruption   
 Democratic Rights



For more information regarding the Millennium Challenge Account Selection Process and these indicators, please consult MCC's website [www.mcc.gov/selection](http://www.mcc.gov/selection)

\* Indicates the country has a score this year, but the score is outside the range of scores shown on the chart.

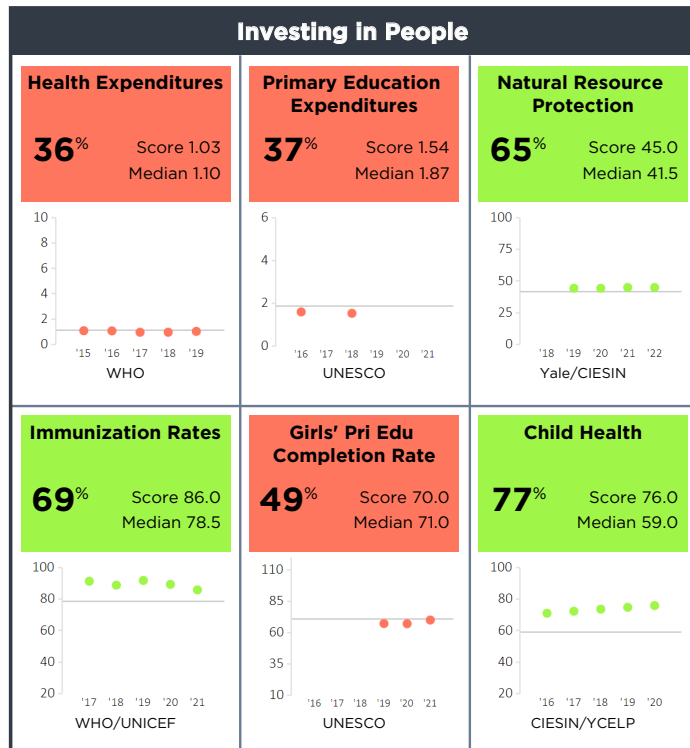
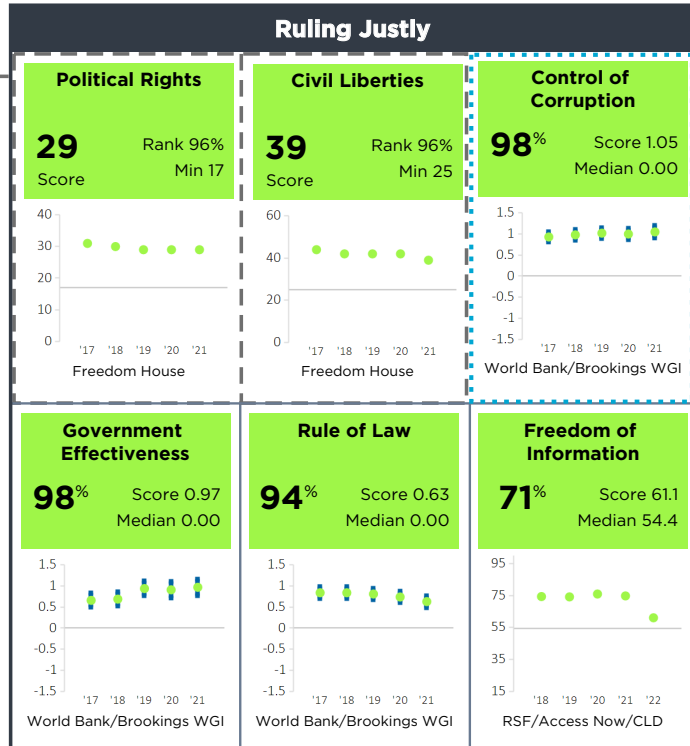
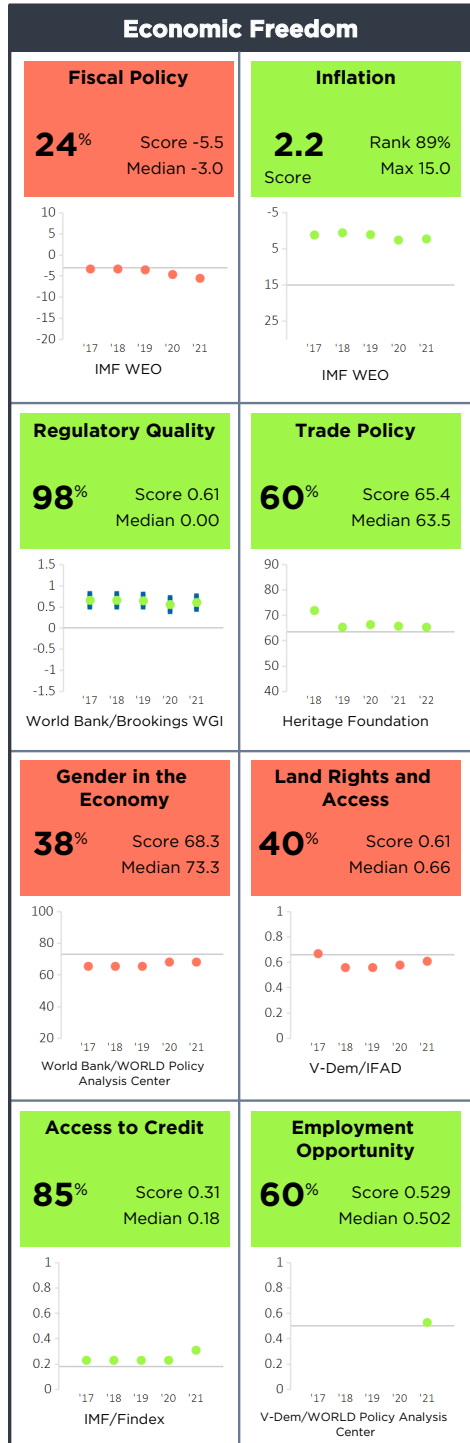
Rwanda

# Senegal FY23

Population 17,196,000  
 GNI/Cap \$1,540  
 Category GNI/Cap ≤ \$2,045

Half Scorecard Passed ✓  
 Control of Corruption ✓  
 Democratic Rights ✓

Senegal



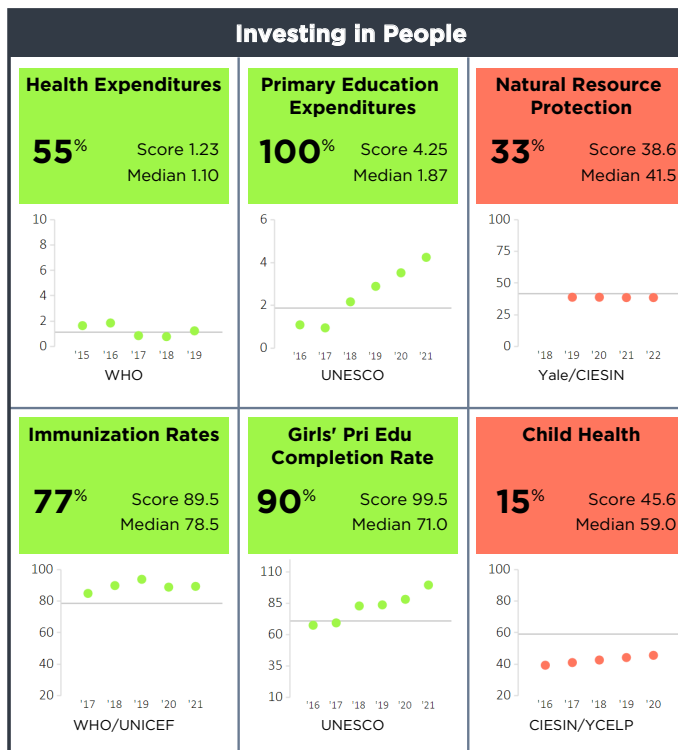
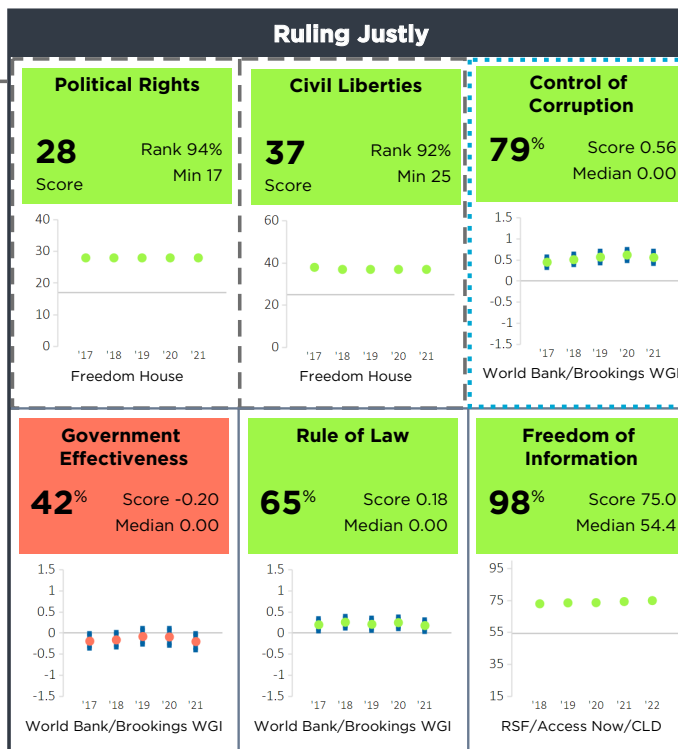
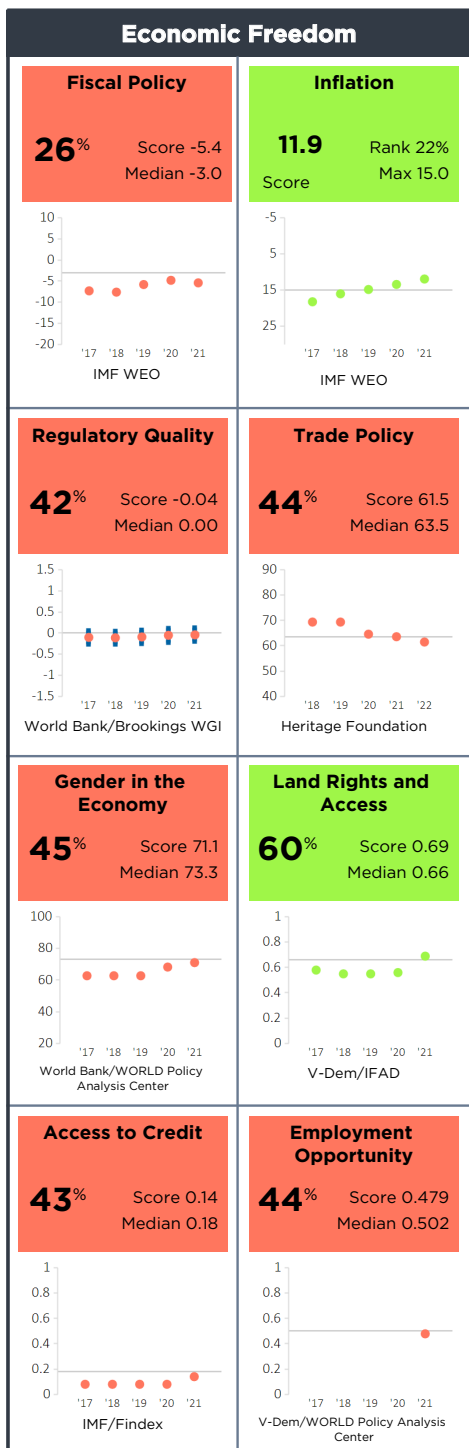
For more information regarding the Millennium Challenge Account Selection Process and these indicators, please consult MCC's website [www.mcc.gov/selection](http://www.mcc.gov/selection)

# Sierra Leone FY23

Population 8,141,000  
 GNI/Cap \$510  
 Category GNI/Cap ≤ \$2,045

Half Scorecard Passed   
 Control of Corruption   
 Democratic Rights

Sierra Leone



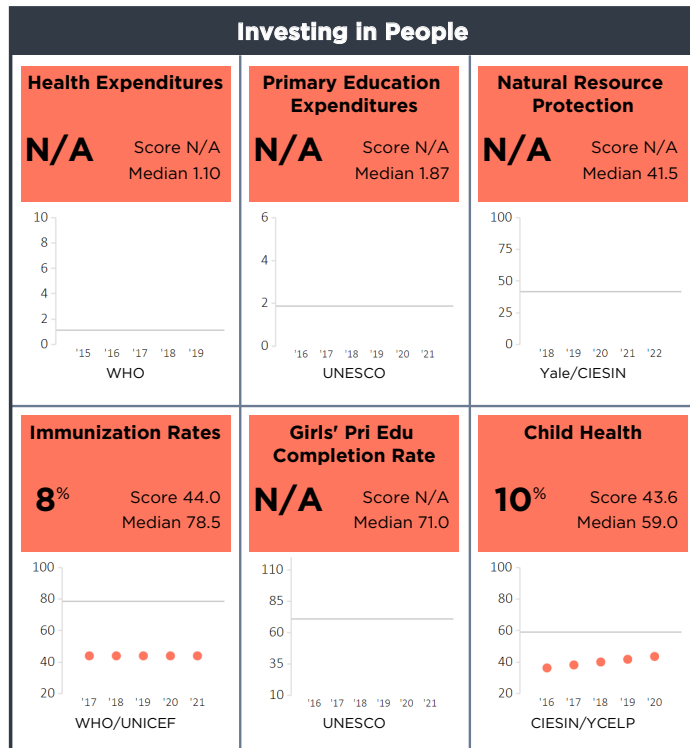
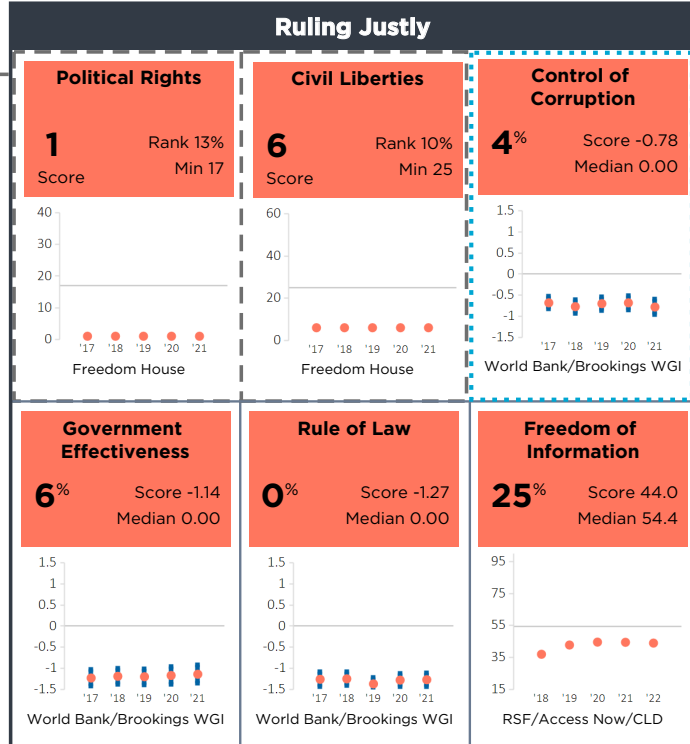
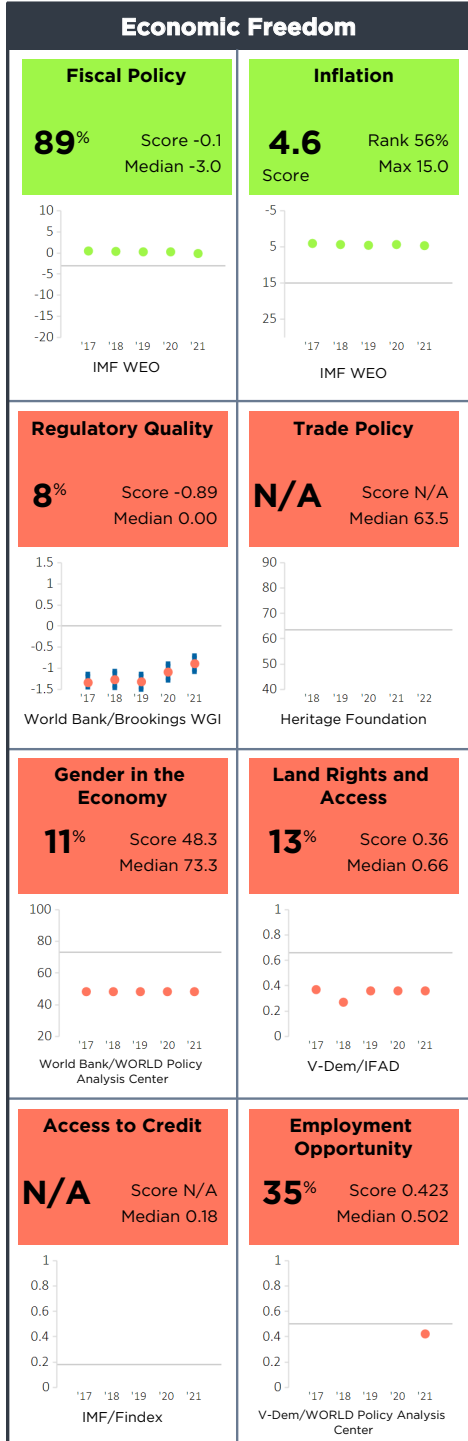
For more information regarding the Millennium Challenge Account Selection Process and these indicators, please consult MCC's website [www.mcc.gov/selection](http://www.mcc.gov/selection)

# Somalia FY23

Population 16,360,000  
 GNI/Cap \$450  
 Category GNI/Cap ≤ \$2,045

Half Scorecard Passed **X**  
 Control of Corruption **X**  
 Democratic Rights **X**

Somalia



For more information regarding the Millennium Challenge Account Selection Process and these indicators, please consult MCC's website [www.mcc.gov/selection](http://www.mcc.gov/selection)

# South Sudan FY23

Population 11,381,000

GNI/Cap

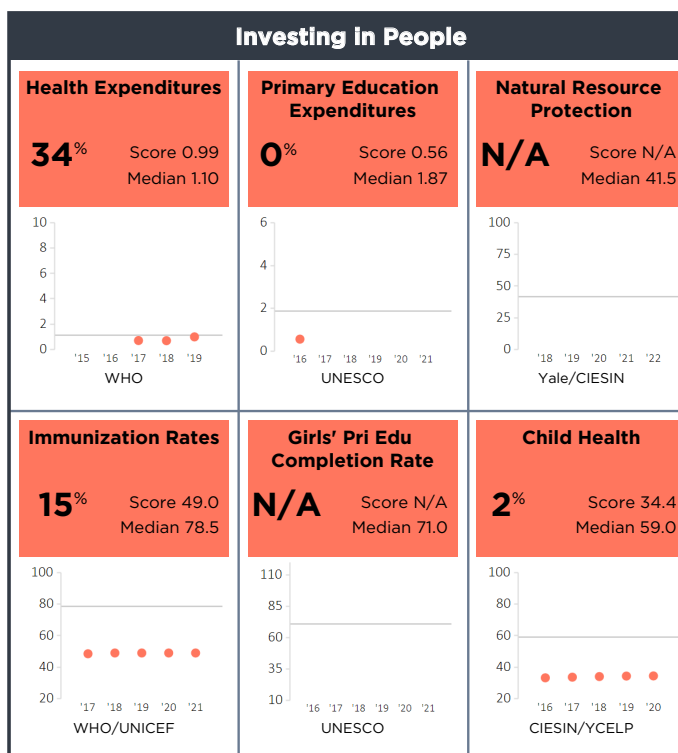
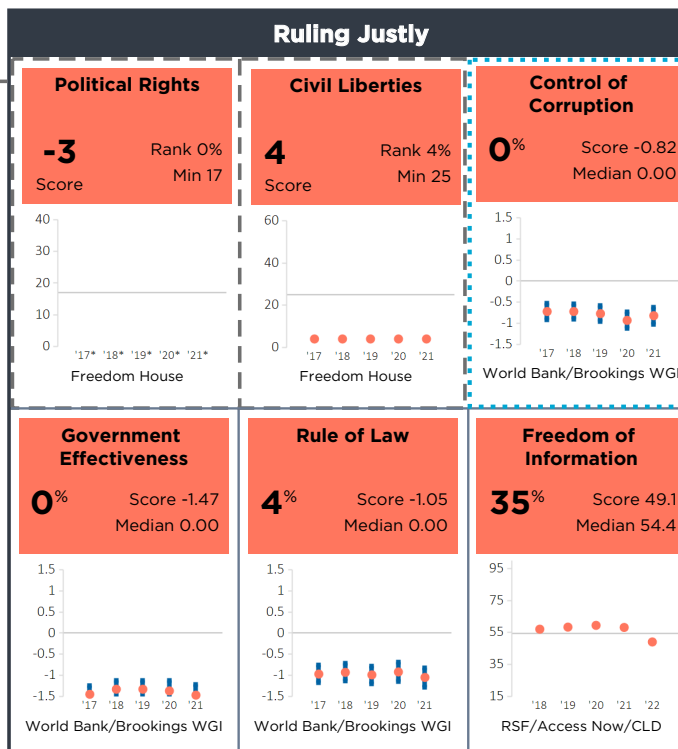
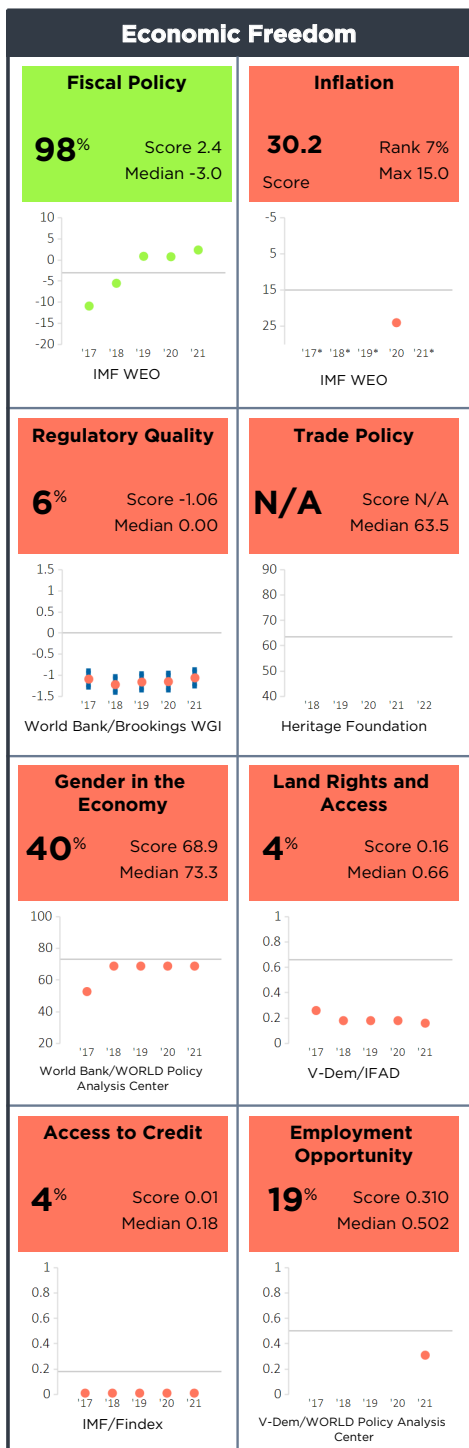
Category GNI/Cap ≤ \$2,045

Half Scorecard Passed **X**

Control of Corruption **X**

Democratic Rights **X**

South Sudan



For more information regarding the Millennium Challenge Account Selection Process and these indicators, please consult MCC's website [www.mcc.gov/selection](http://www.mcc.gov/selection)

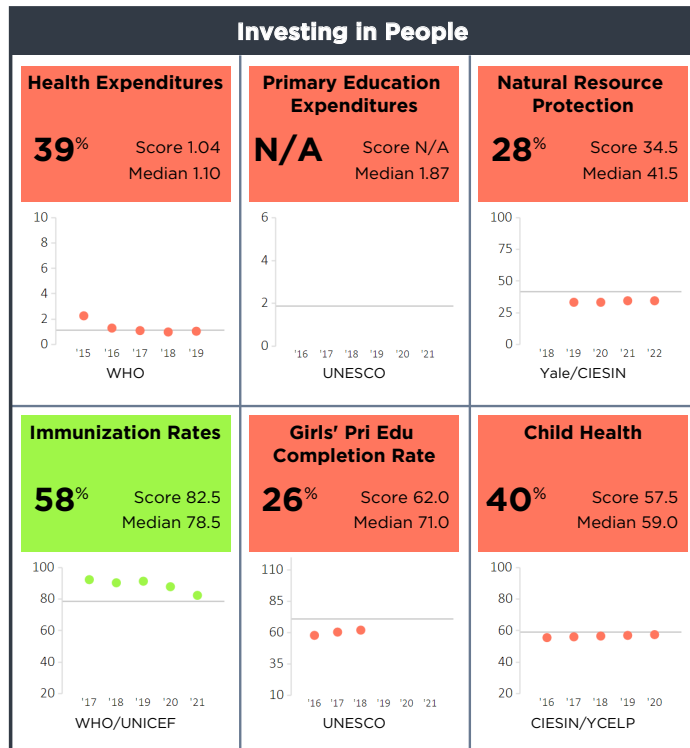
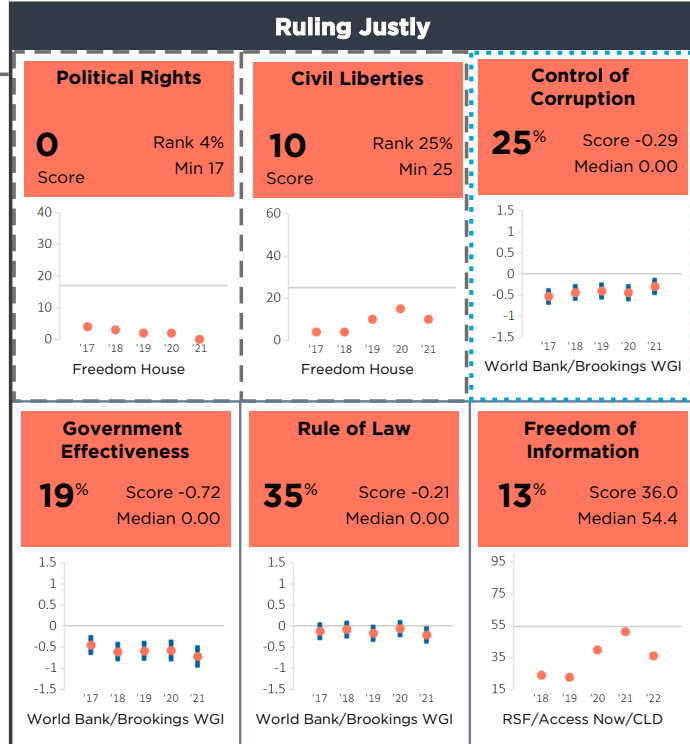
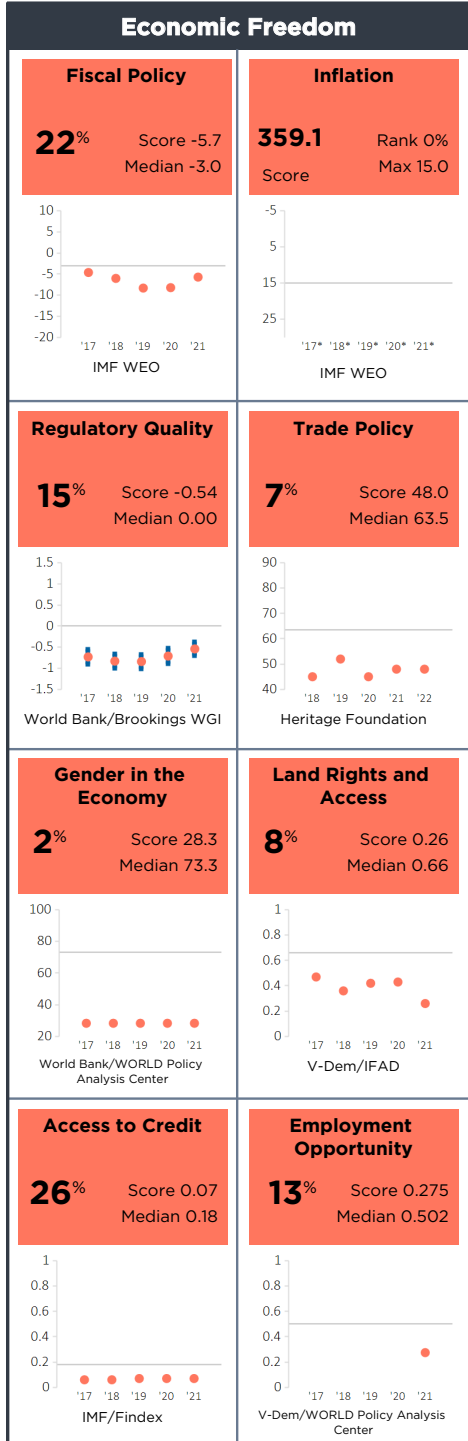
\* Indicates the country has a score this year, but the score is outside the range of scores shown on the chart.

# Sudan FY23

Population 44,909,000  
 GNI/Cap \$670  
 Category GNI/Cap ≤ \$2,045

Half Scorecard Passed **X**  
 Control of Corruption **X**  
 Democratic Rights **X**

Sudan



For more information regarding the Millennium Challenge Account Selection Process and these indicators, please consult MCC's website [www.mcc.gov/selection](http://www.mcc.gov/selection)

\* Indicates the country has a score this year, but the score is outside the range of scores shown on the chart.

# Syrian Arab Republic FY23

Population 18,276,000

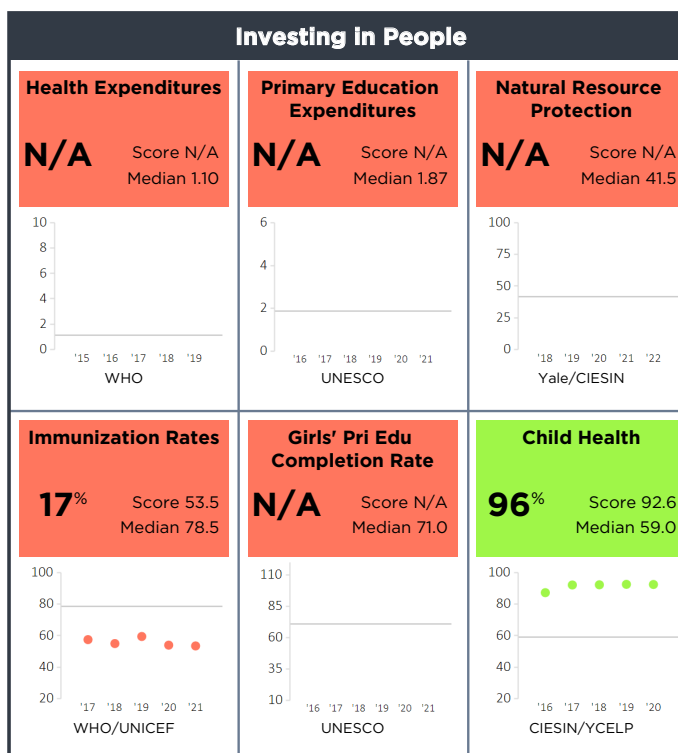
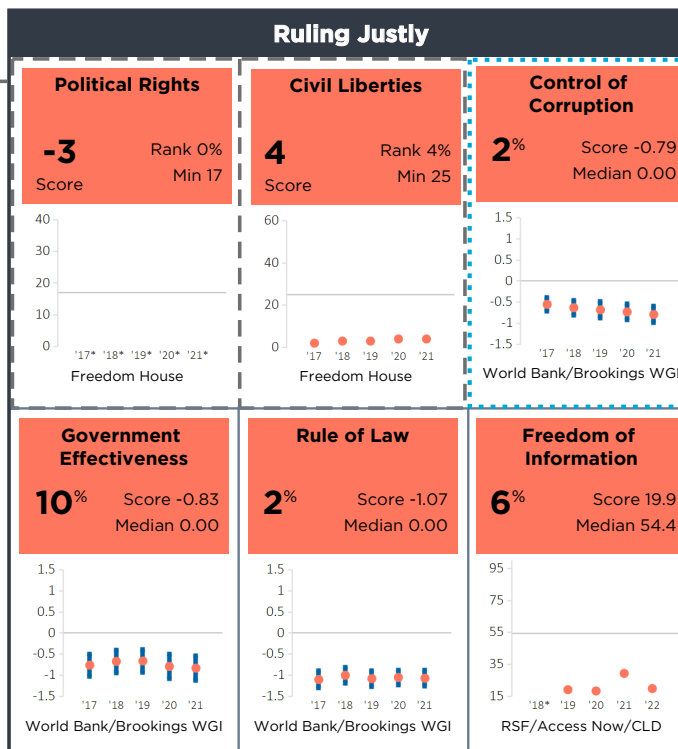
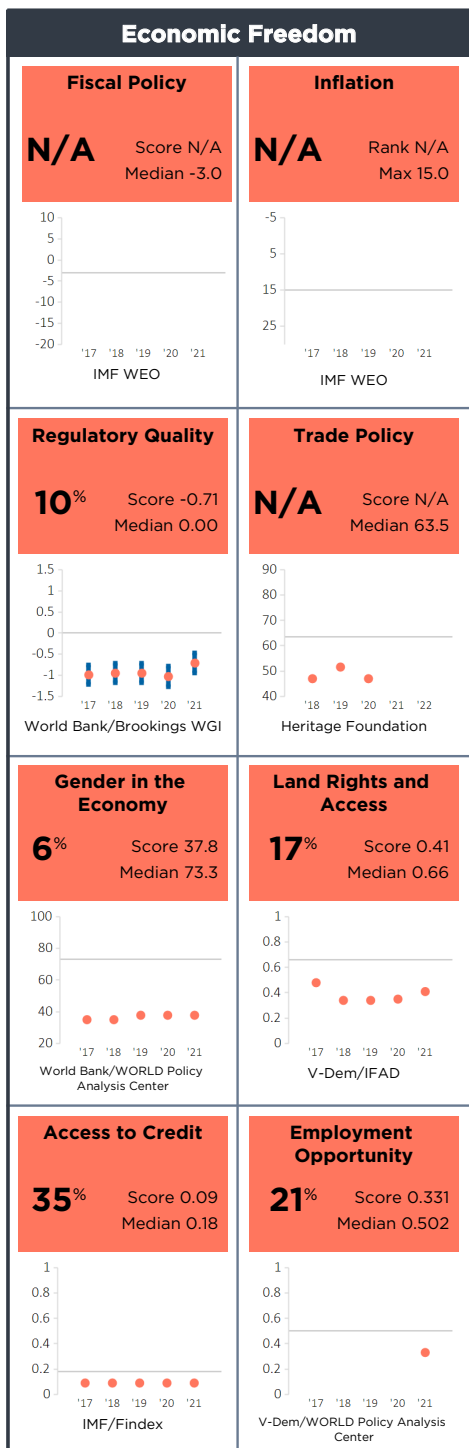
GNI/Cap

Category GNI/Cap ≤ \$2,045

Half Scorecard Passed **X**

Control of Corruption **X**

Democratic Rights **X**



For more information regarding the Millennium Challenge Account Selection Process and these indicators, please consult MCC's website [www.mcc.gov/selection](http://www.mcc.gov/selection)

\* Indicates the country has a score this year, but the score is outside the range of scores shown on the chart.

Syrian Arab Republic



# Tajikistan FY23

Population 9,750,000  
 GNI/Cap \$1,150  
 Category GNI/Cap ≤ \$2,045

Half Scorecard Passed ✓

Control of Corruption X

Democratic Rights X

Tajikistan

### Economic Freedom

<b>Fiscal Policy</b> <b>70%</b> Score -2.4 Median -3.0 <p>IMF/WEO</p>	<b>Inflation</b> <b>9.0</b> Rank 31% Score Max 15.0 <p>IMF/WEO</p>
<b>Regulatory Quality</b> <b>35%</b> Score -0.20 Median 0.00 <p>World Bank/Brookings WGI</p>	<b>Trade Policy</b> <b>95%</b> Score 72.2 Median 63.5 <p>Heritage Foundation</p>
<b>Gender in the Economy</b> <b>64%</b> Score 78.9 Median 73.3 <p>World Bank/WORLD Policy Analysis Center</p>	<b>Land Rights and Access</b> <b>67%</b> Score 0.70 Median 0.66 <p>V-Dem/IFAD</p>
<b>Access to Credit</b> <b>91%</b> Score 0.38 Median 0.18 <p>IMF/Findex</p>	<b>Employment Opportunity</b> <b>40%</b> Score 0.453 Median 0.502 <p>V-Dem/WORLD Policy Analysis Center</p>

### Ruling Justly

<b>Political Rights</b> <b>0</b> Rank 4% Score Min 17 <p>Freedom House</p>	<b>Civil Liberties</b> <b>8</b> Rank 13% Score Min 25 <p>Freedom House</p>	<b>Control of Corruption</b> <b>21%</b> Score -0.34 Median 0.00 <p>World Bank/Brookings WGI</p>
<b>Government Effectiveness</b> <b>83%</b> Score 0.32 Median 0.00 <p>World Bank/Brookings WGI</p>	<b>Rule of Law</b> <b>38%</b> Score -0.19 Median 0.00 <p>World Bank/Brookings WGI</p>	<b>Freedom of Information</b> <b>21%</b> Score 42.3 Median 54.4 <p>RSF/Access Now/CLD</p>

### Investing in People

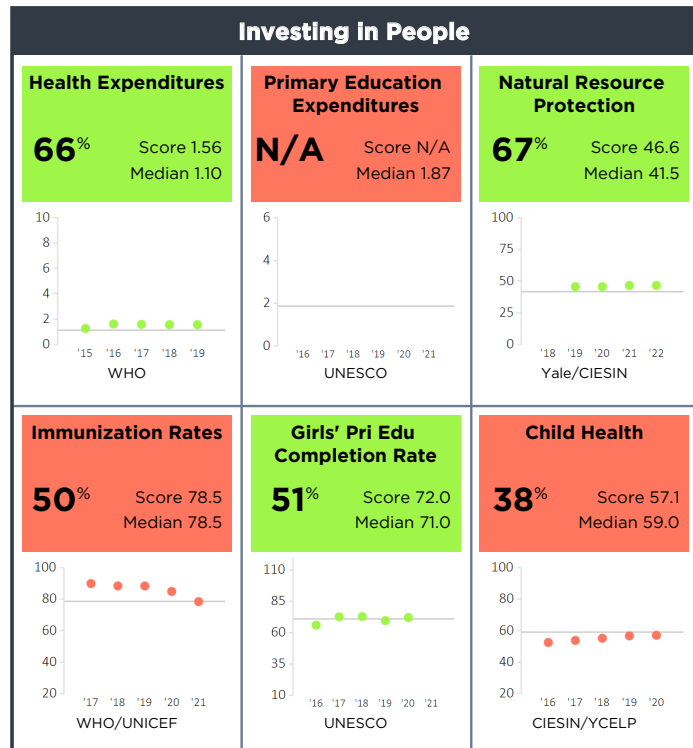
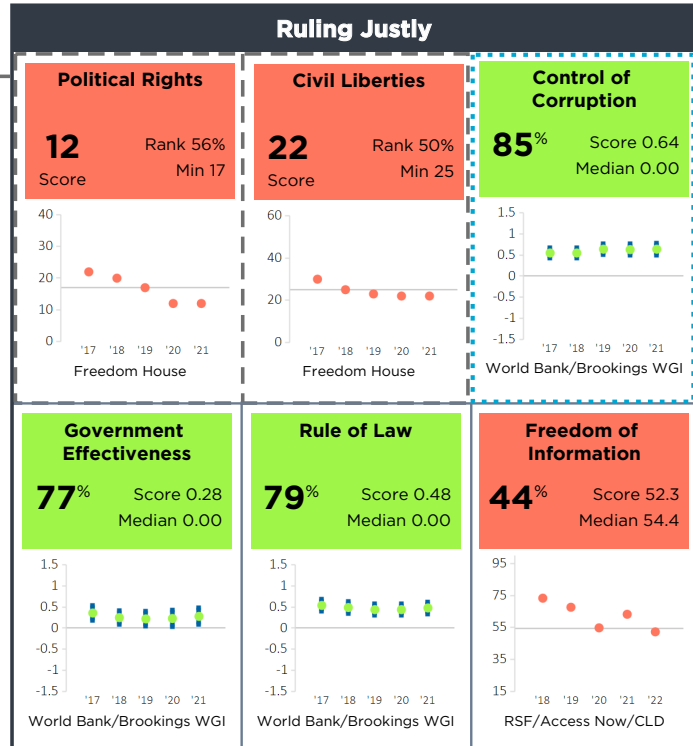
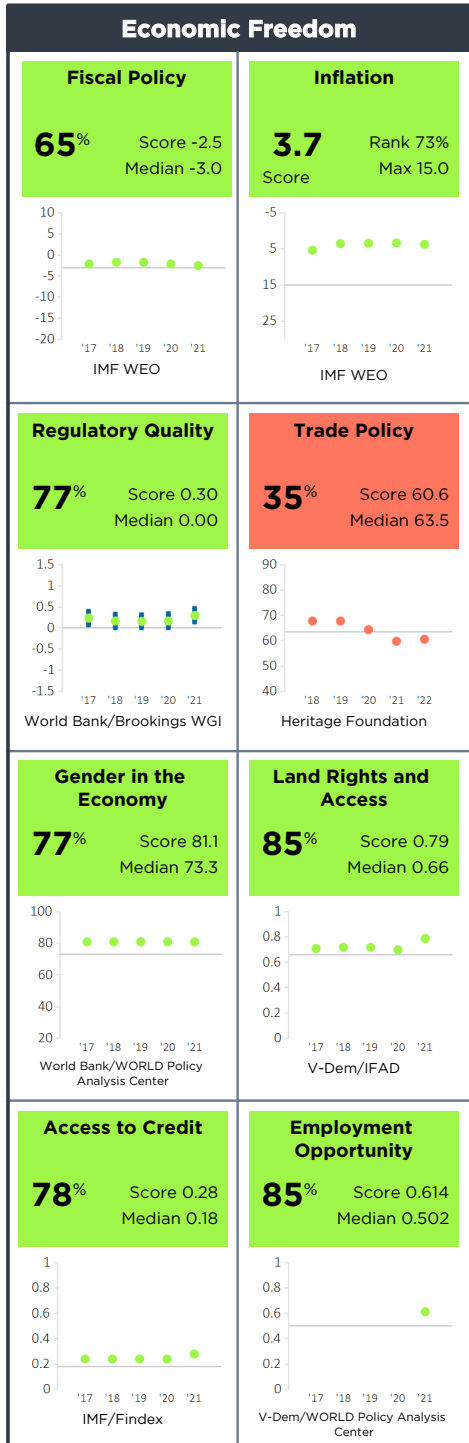
<b>Health Expenditures</b> <b>73%</b> Score 1.94 Median 1.10 <p>WHO</p>	<b>Primary Education Expenditures</b> <b>N/A</b> Score N/A Median 1.87 <p>UNESCO</p>	<b>Natural Resource Protection</b> <b>95%</b> Score 63.4 Median 41.5 <p>Yale/CIESIN</p>
<b>Immunization Rates</b> <b>98%</b> Score 97.0 Median 78.5 <p>WHO/UNICEF</p>	<b>Girls' Pri Edu Completion Rate</b> <b>74%</b> Score 94.7 Median 71.0 <p>UNESCO</p>	<b>Child Health</b> <b>94%</b> Score 90.9 Median 59.0 <p>CIESIN/YCELP</p>

For more information regarding the Millennium Challenge Account Selection Process and these indicators, please consult MCC's website [www.mcc.gov/selection](http://www.mcc.gov/selection)

# Tanzania FY23

Population 61,498,000  
 GNI/Cap \$1,140  
 Category GNI/Cap ≤ \$2,045

Half Scorecard Passed   
 Control of Corruption   
 Democratic Rights



For more information regarding the Millennium Challenge Account Selection Process and these indicators, please consult MCC's website [www.mcc.gov/selection](http://www.mcc.gov/selection)

Tanzania

# Timor-Leste FY23

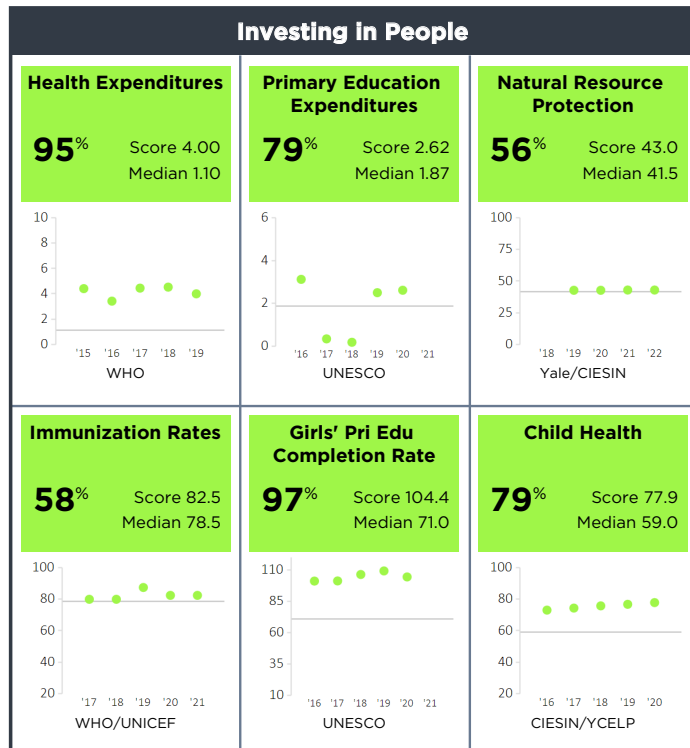
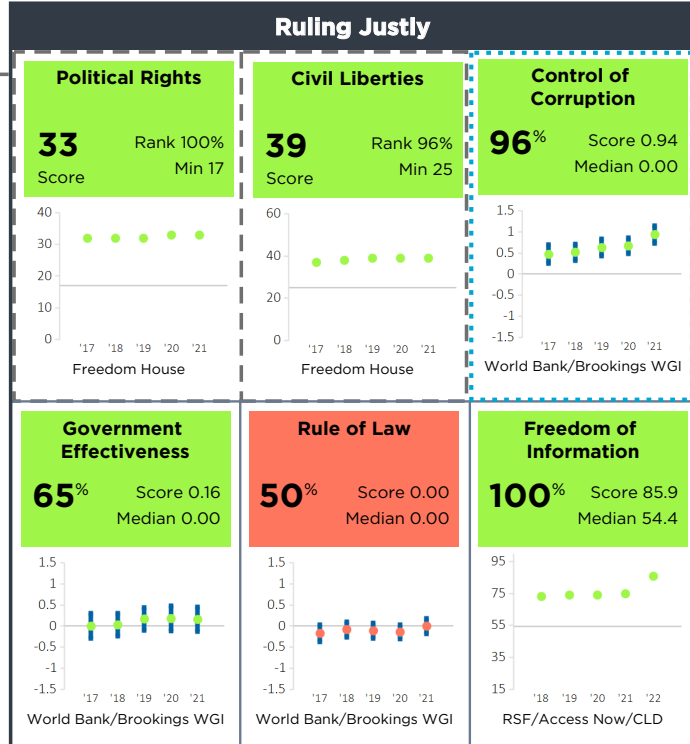
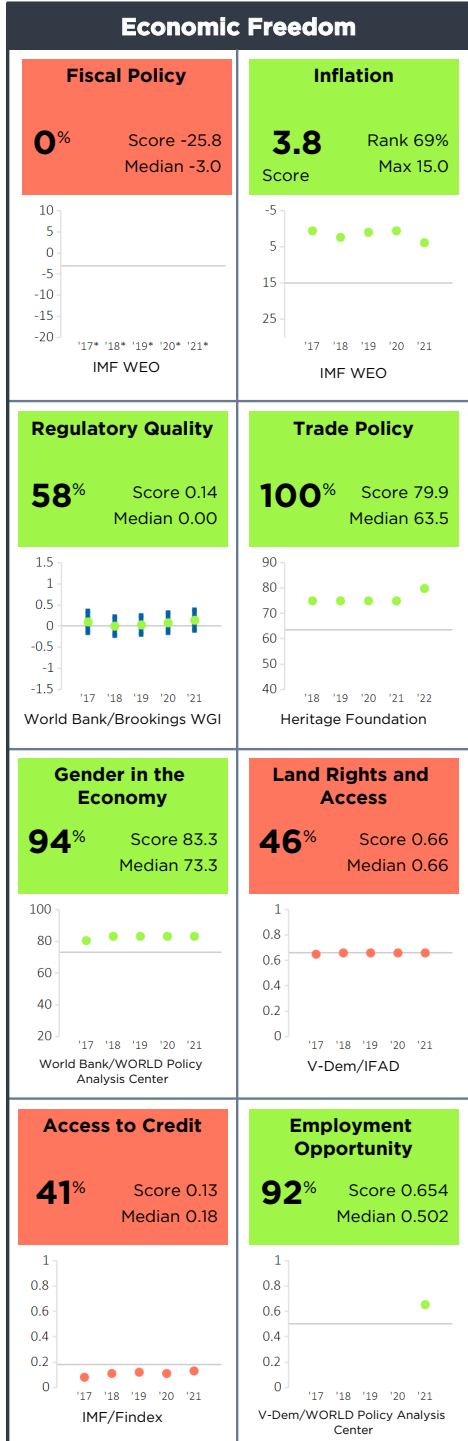
Population 1,344,000  
 GNI/Cap \$1,940  
 Category GNI/Cap ≤ \$2,045

Half Scorecard Passed ✓

Control of Corruption ✓

Democratic Rights ✓

Timor-Leste



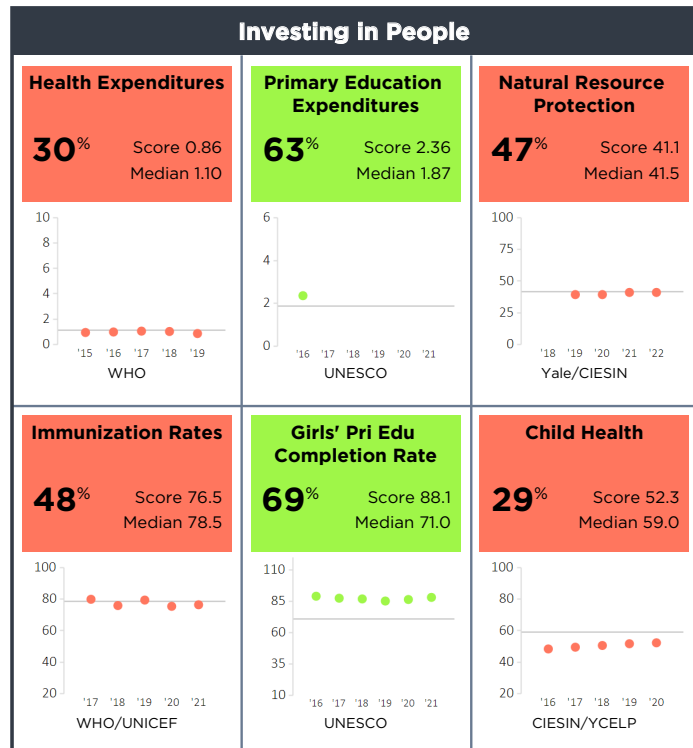
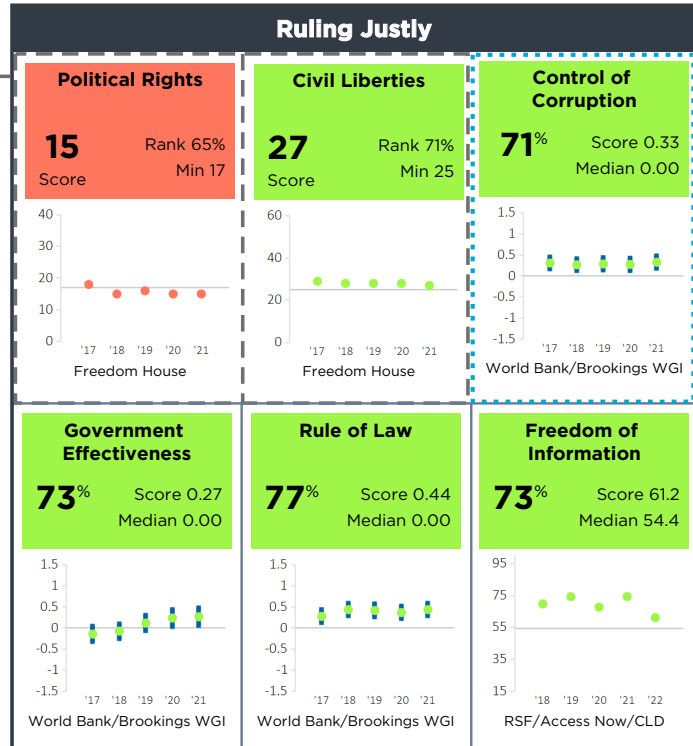
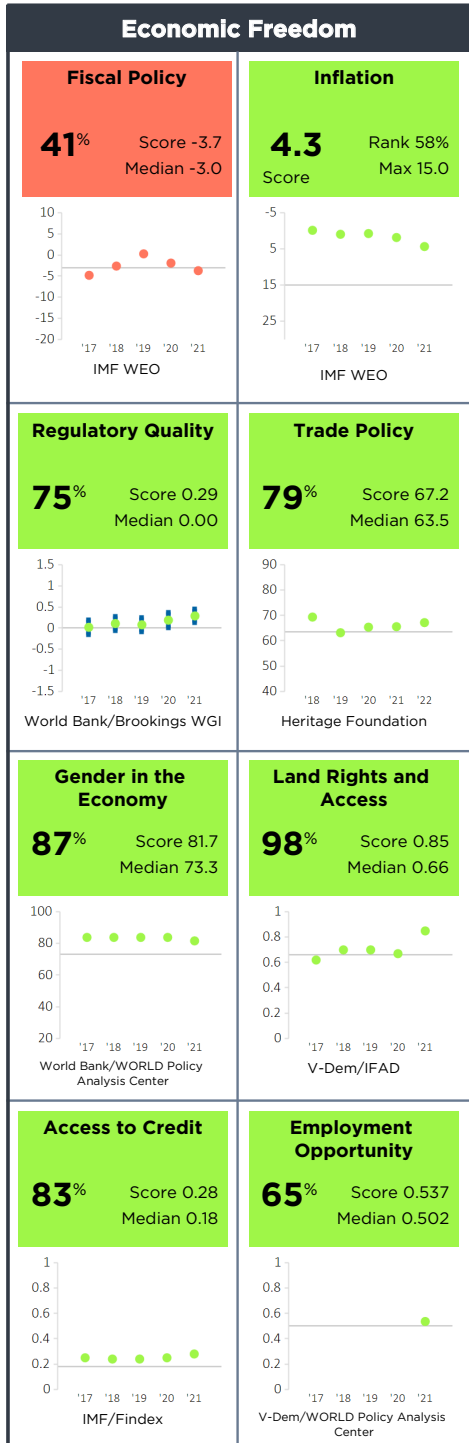
For more information regarding the Millennium Challenge Account Selection Process and these indicators, please consult MCC's website [www.mcc.gov/selection](http://www.mcc.gov/selection)

\* Indicates the country has a score this year, but the score is outside the range of scores shown on the chart.

# Togo FY23

Population 8,478,000  
 GNI/Cap \$980  
 Category GNI/Cap ≤ \$2,045

Half Scorecard Passed ✓  
 Control of Corruption ✓  
 Democratic Rights ✓



For more information regarding the Millennium Challenge Account Selection Process and these indicators, please consult MCC's website [www.mcc.gov/selection](http://www.mcc.gov/selection)



# Uganda FY23

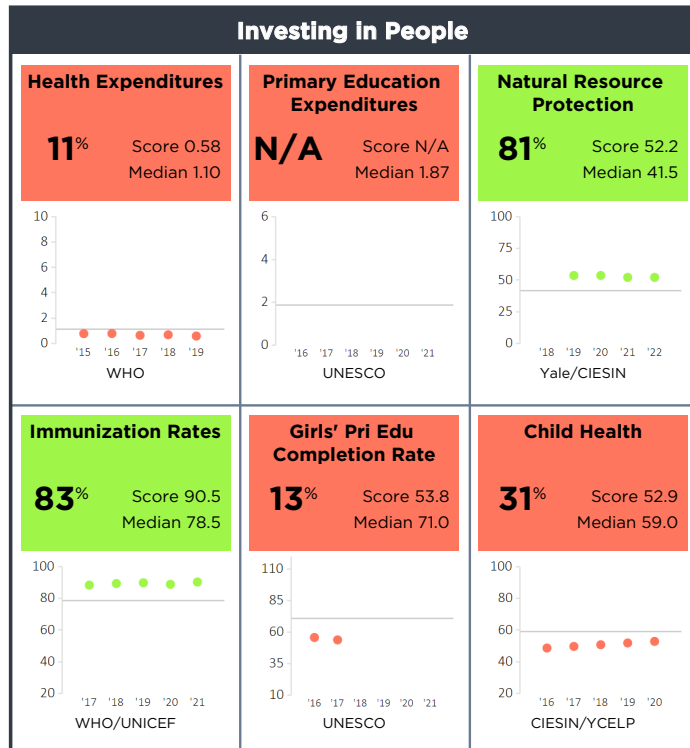
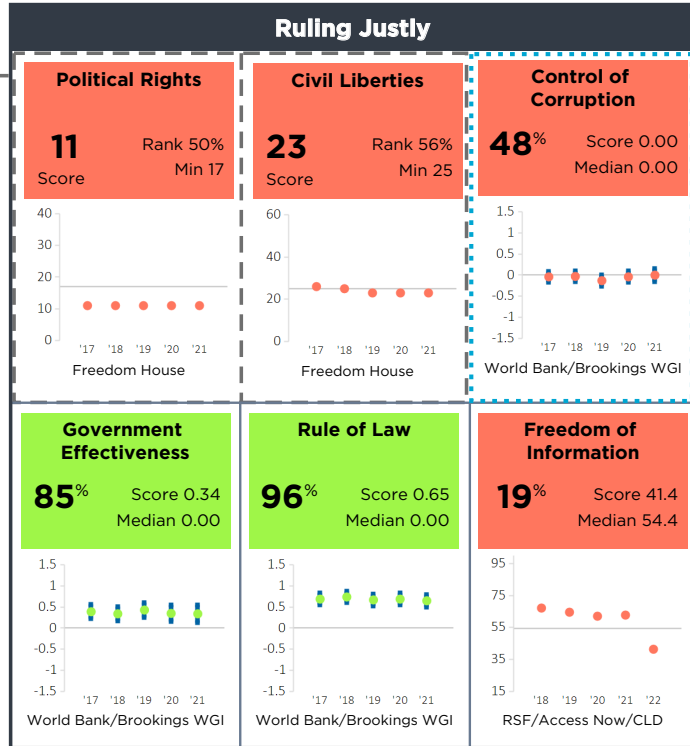
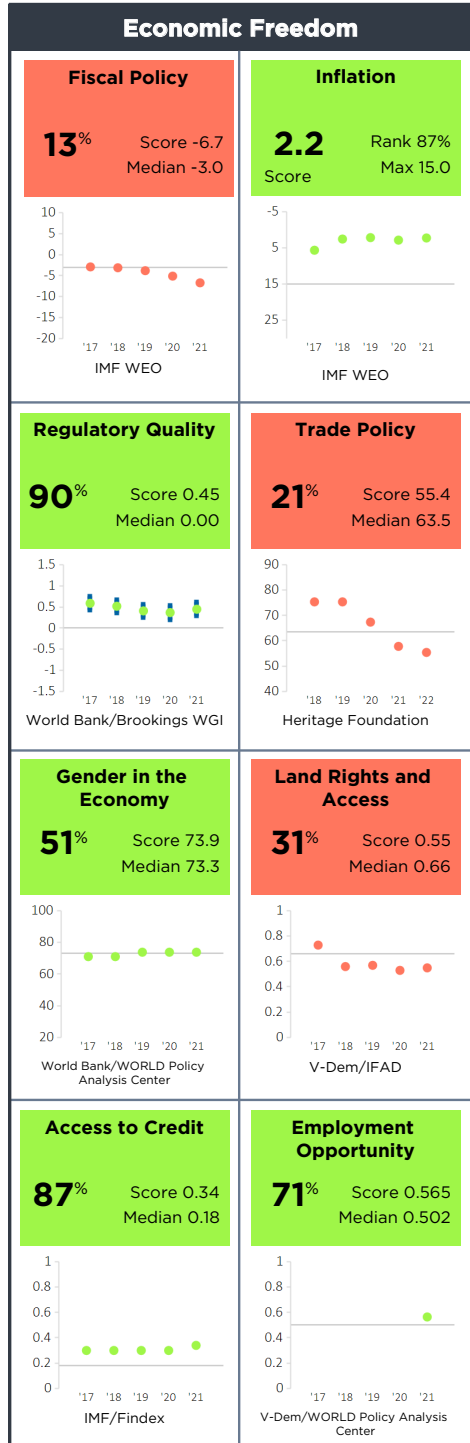
Population 47,124,000  
 GNI/Cap \$840  
 Category GNI/Cap ≤ \$2,045

Half Scorecard Passed **X**

Control of Corruption **X**

Democratic Rights **X**

Uganda



For more information regarding the Millennium Challenge Account Selection Process and these indicators, please consult MCC's website [www.mcc.gov/selection](http://www.mcc.gov/selection)

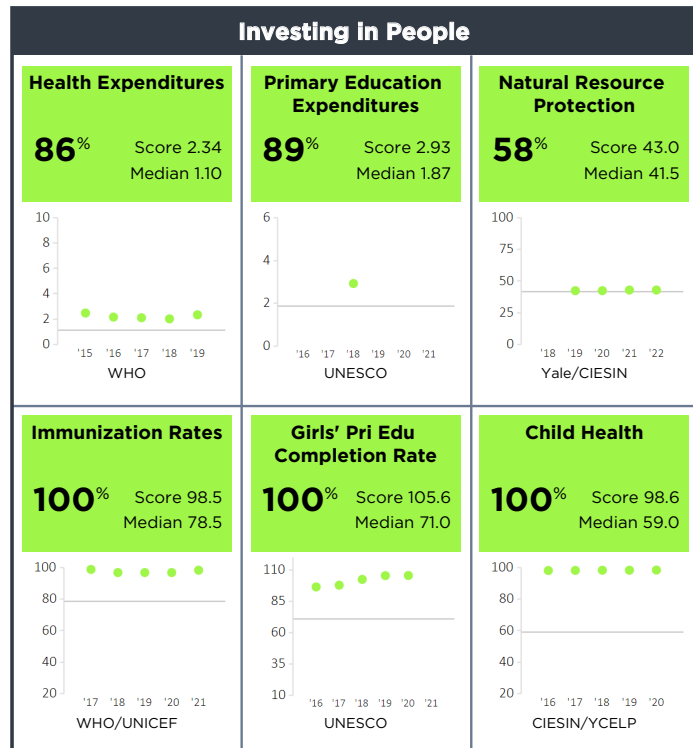
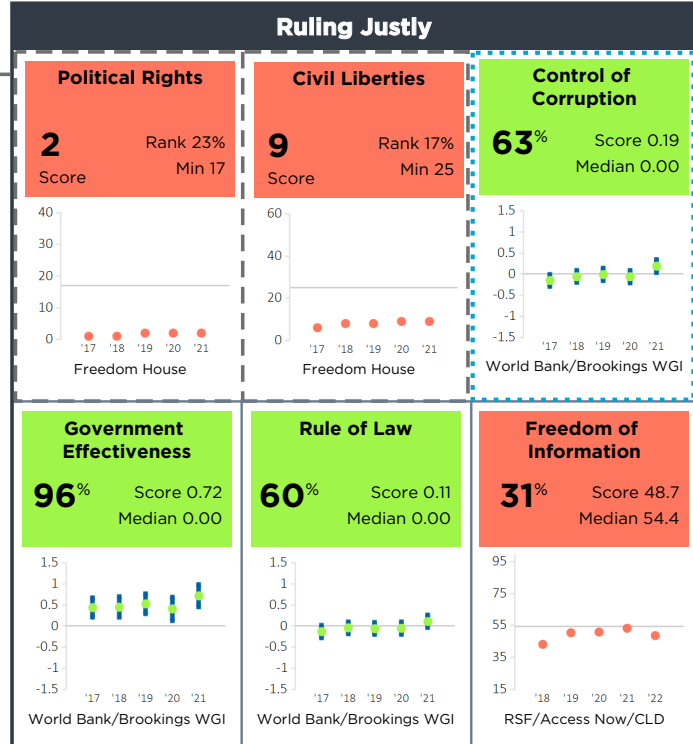
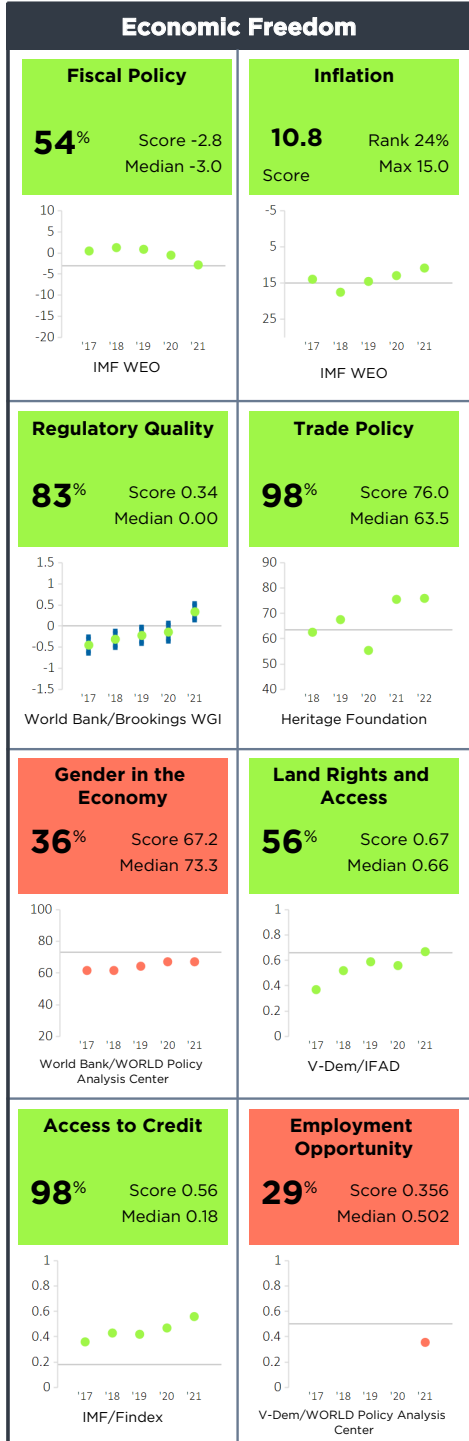
# Uzbekistan FY23

Population 34,915,000  
 GNI/Cap \$1,960  
 Category GNI/Cap ≤ \$2,045

Half Scorecard Passed

Control of Corruption

Democratic Rights



For more information regarding the Millennium Challenge Account Selection Process and these indicators, please consult MCC's website [www.mcc.gov/selection](http://www.mcc.gov/selection)

Uzbekistan

# Yemen, Rep. FY23

Population 30,491,000  
 GNI/Cap \$670  
 Category GNI/Cap ≤ \$2,045

Half Scorecard Passed **X**  
 Control of Corruption **X**  
 Democratic Rights **X**

Yemen, Rep

### Economic Freedom

<b>Fiscal Policy</b> <b>35%</b> Score -4.3 Median -3.0 IMF WEO	<b>Inflation</b> <b>45.7</b> Rank 4% Score Max 15.0 IMF WEO
<b>Regulatory Quality</b> <b>4%</b> Score -1.09 Median 0.00 World Bank/Brookings WGI	<b>Trade Policy</b> <b>N/A</b> Score N/A Median 63.5 Heritage Foundation
<b>Gender in the Economy</b> <b>0%</b> Score 26.1 Median 73.3 World Bank/WORLD Policy Analysis Center	<b>Land Rights and Access</b> <b>21%</b> Score 0.49 Median 0.66 V-Dem/IFAD
<b>Access to Credit</b> <b>24%</b> Score 0.05 Median 0.18 IMF/Findex	<b>Employment Opportunity</b> <b>10%</b> Score 0.268 Median 0.502 V-Dem/WORLD Policy Analysis Center

### Ruling Justly

<b>Political Rights</b> <b>1</b> Rank 13% Score Min 17 Freedom House	<b>Civil Liberties</b> <b>8</b> Rank 13% Score Min 25 Freedom House	<b>Control of Corruption</b> <b>6%</b> Score -0.66 Median 0.00 World Bank/Brookings WGI
<b>Government Effectiveness</b> <b>2%</b> Score -1.39 Median 0.00 World Bank/Brookings WGI	<b>Rule of Law</b> <b>8%</b> Score -0.80 Median 0.00 World Bank/Brookings WGI	<b>Freedom of Information</b> <b>10%</b> Score 33.1 Median 54.4 RSF/Access Now/CLD

### Investing in People

<b>Health Expenditures</b> <b>N/A</b> Score N/A Median 1.10 WHO	<b>Primary Education Expenditures</b> <b>N/A</b> Score N/A Median 1.87 UNESCO	<b>Natural Resource Protection</b> <b>N/A</b> Score N/A Median 41.5 Yale/CIESIN
<b>Immunization Rates</b> <b>38%</b> Score 71.5 Median 78.5 WHO/UNICEF	<b>Girls' Pri Edu Completion Rate</b> <b>31%</b> Score 64.5 Median 71.0 UNESCO	<b>Child Health</b> <b>67%</b> Score 64.6 Median 59.0 CIESIN/YCELP

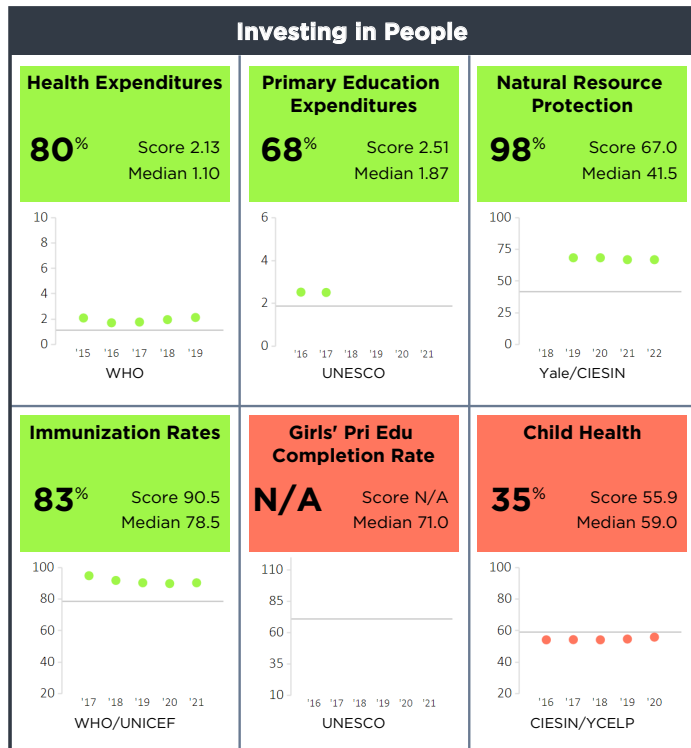
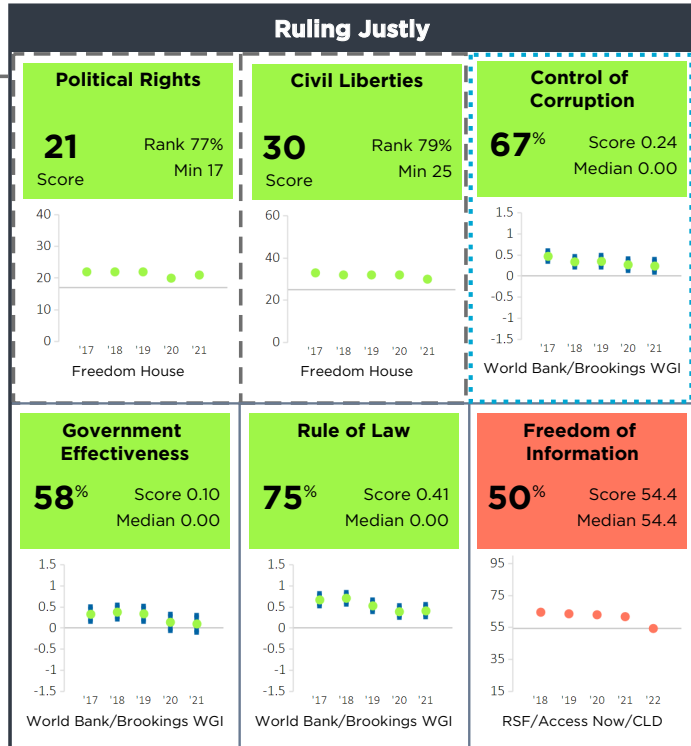
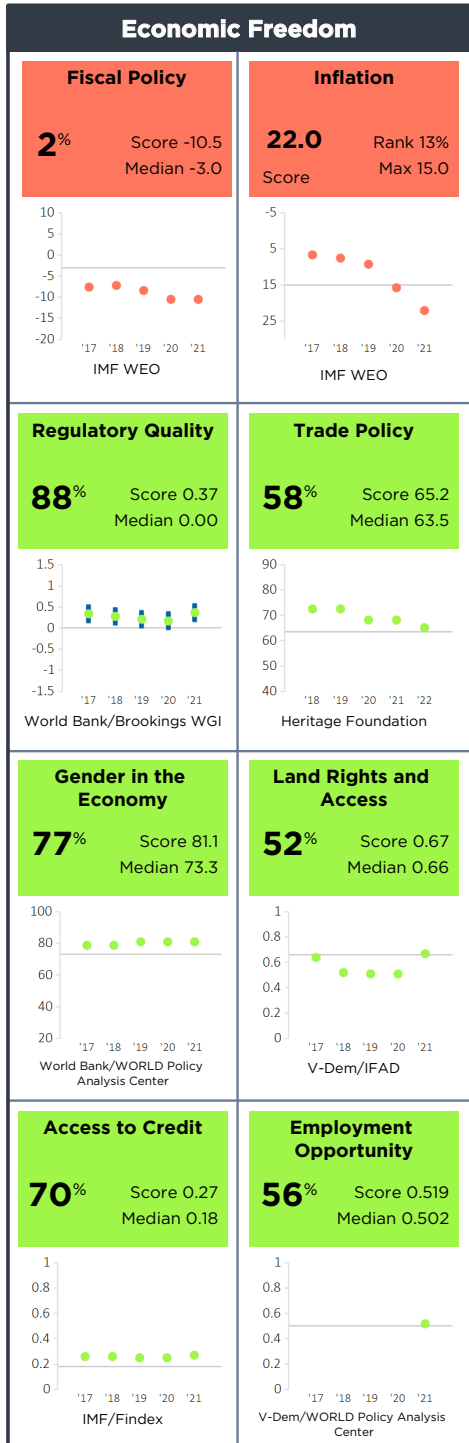
For more information regarding the Millennium Challenge Account Selection Process and these indicators, please consult MCC's website [www.mcc.gov/selection](http://www.mcc.gov/selection)

\* Indicates the country has a score this year, but the score is outside the range of scores shown on the chart.

# Zambia FY23

Population 18,921,000  
 GNI/Cap \$1,040  
 Category GNI/Cap ≤ \$2,045

Half Scorecard Passed ✓  
 Control of Corruption ✓  
 Democratic Rights ✓



For more information regarding the Millennium Challenge Account Selection Process and these indicators, please consult MCC's website [www.mcc.gov/selection](http://www.mcc.gov/selection)

Zambia



# Zimbabwe FY23

Population 15,092,000  
 GNI/Cap \$1,400  
 Category GNI/Cap ≤ \$2,045

Half Scorecard Passed **X**  
 Control of Corruption **X**  
 Democratic Rights **X**

Zimbabwe

### Economic Freedom

<b>Fiscal Policy</b> <b>87%</b> Score -0.9 Median -3.0  IMF WEO	<b>Inflation</b> <b>98.5</b> Rank 2% Score Max 15.0  IMF WEO
<b>Regulatory Quality</b> <b>19%</b> Score -0.45 Median 0.00  World Bank/Brookings WGI	<b>Trade Policy</b> <b>19%</b> Score 54.0 Median 63.5  Heritage Foundation
<b>Gender in the Economy</b> <b>100%</b> Score 86.1 Median 73.3  World Bank/WORLD Policy Analysis Center	<b>Land Rights and Access</b> <b>48%</b> Score 0.66 Median 0.66  V-Dem/IFAD
<b>Access to Credit</b> <b>100%</b> Score 0.57 Median 0.18  IMF/Findex	<b>Employment Opportunity</b> <b>50%</b> Score 0.502 Median 0.502  V-Dem/WORLD Policy Analysis Center

### Ruling Justly

<b>Political Rights</b> <b>11</b> Rank 50% Score Min 17  Freedom House	<b>Civil Liberties</b> <b>17</b> Rank 40% Score Min 25  Freedom House	<b>Control of Corruption</b> <b>29%</b> Score -0.26 Median 0.00  World Bank/Brookings WGI
<b>Government Effectiveness</b> <b>38%</b> Score -0.33 Median 0.00  World Bank/Brookings WGI	<b>Rule of Law</b> <b>29%</b> Score -0.26 Median 0.00  World Bank/Brookings WGI	<b>Freedom of Information</b> <b>33%</b> Score 48.9 Median 54.4  RSF/Access Now/CLD

### Investing in People

<b>Health Expenditures</b> <b>61%</b> Score 1.36 Median 1.10  WHO	<b>Primary Education Expenditures</b> <b>N/A</b> Score N/A Median 1.87  UNESCO	<b>Natural Resource Protection</b> <b>91%</b> Score 60.6 Median 41.5  Yale/CIESIN
<b>Immunization Rates</b> <b>67%</b> Score 85.5 Median 78.5  WHO/UNICEF	<b>Girls' Pri Edu Completion Rate</b> <b>67%</b> Score 86.1 Median 71.0  UNESCO	<b>Child Health</b> <b>46%</b> Score 58.0 Median 59.0  CIESIN/YCELP

For more information regarding the Millennium Challenge Account Selection Process and these indicators, please consult MCC's website [www.mcc.gov/selection](http://www.mcc.gov/selection)

\* Indicates the country has a score this year, but the score is outside the range of scores shown on the chart.

# Part 2: Scorecards for Countries with GNI/Capita \$2,046-\$4,255



MILLENNIUM  
CHALLENGE CORPORATION  

---

Reducing Poverty Through Growth

# Algeria FY23

Population 44,617,000  
 GNI/Cap \$3,660  
 Category GNI/Cap \$2,046 - \$4,255

Half Scorecard Passed **X**

Control of Corruption **X**

Democratic Rights **X**

Algeria

### Economic Freedom

<b>Fiscal Policy</b> <b>13%</b> Score -9.6 Median -4.6 <p>IMF/WEO</p>	<b>Inflation</b> <b>7.2</b> Rank 20% Score Max 15.0 <p>IMF/WEO</p>
<b>Regulatory Quality</b> <b>3%</b> Score -0.73 Median 0.00 <p>World Bank/Brookings WGI</p>	<b>Trade Policy</b> <b>10%</b> Score 57.5 Median 67.9 <p>Heritage Foundation</p>
<b>Gender in the Economy</b> <b>23%</b> Score 60.0 Median 73.1 <p>World Bank/WORLD Policy Analysis Center</p>	<b>Land Rights and Access</b> <b>54%</b> Score 0.79 Median 0.77 <p>V-Dem/IFAD</p>
<b>Access to Credit</b> <b>26%</b> Score 0.25 Median 0.34 <p>IMF/Findex</p>	<b>Employment Opportunity</b> <b>58%</b> Score 0.500 Median 0.472 <p>V-Dem/WORLD Policy Analysis Center</p>

### Ruling Justly

<b>Political Rights</b> <b>10</b> Rank 19% Score Min 17 <p>Freedom House</p>	<b>Civil Liberties</b> <b>22</b> Rank 19% Score Min 25 <p>Freedom House</p>	<b>Control of Corruption</b> <b>39%</b> Score -0.14 Median 0.00 <p>World Bank/Brookings WGI</p>
<b>Government Effectiveness</b> <b>35%</b> Score -0.17 Median 0.00 <p>World Bank/Brookings WGI</p>	<b>Rule of Law</b> <b>23%</b> Score -0.36 Median 0.00 <p>World Bank/Brookings WGI</p>	<b>Freedom of Information</b> <b>35%</b> Score 40.5 Median 46.1 <p>RSF/Access Now/CLD</p>

### Investing in People

<b>Health Expenditures</b> <b>84%</b> Score 4.06 Median 2.46 <p>WHO</p>	<b>Primary Education Expenditures</b> <b>N/A</b> Score N/A Median 1.53 <p>UNESCO</p>	<b>Natural Resource Protection</b> <b>32%</b> Score 27.0 Median 34.4 <p>Yale/CIESIN</p>
<b>Immunization Rates</b> <b>55%</b> Score 85.5 Median 82.8 <p>WHO/UNICEF</p>	<b>Girls' Sec Edu Enrollment Rate</b> <b>N/A</b> Score N/A Median 98.1 <p>UNESCO</p>	<b>Child Health</b> <b>68%</b> Score 91.9 Median 88.7 <p>CIESIN/YCELP</p>

For more information regarding the Millennium Challenge Account Selection Process and these indicators, please consult MCC's website [www.mcc.gov/selection](http://www.mcc.gov/selection)

# Bangladesh FY23

Population 166,303,000  
 GNI/Cap \$2,620  
 Category GNI/Cap \$2,046 - \$4,255

Half Scorecard Passed **X**  
 Control of Corruption **X**  
 Democratic Rights **X**

Bangladesh



For more information regarding the Millennium Challenge Account Selection Process and these indicators, please consult MCC's website [www.mcc.gov/selection](http://www.mcc.gov/selection)

# Bhutan FY23

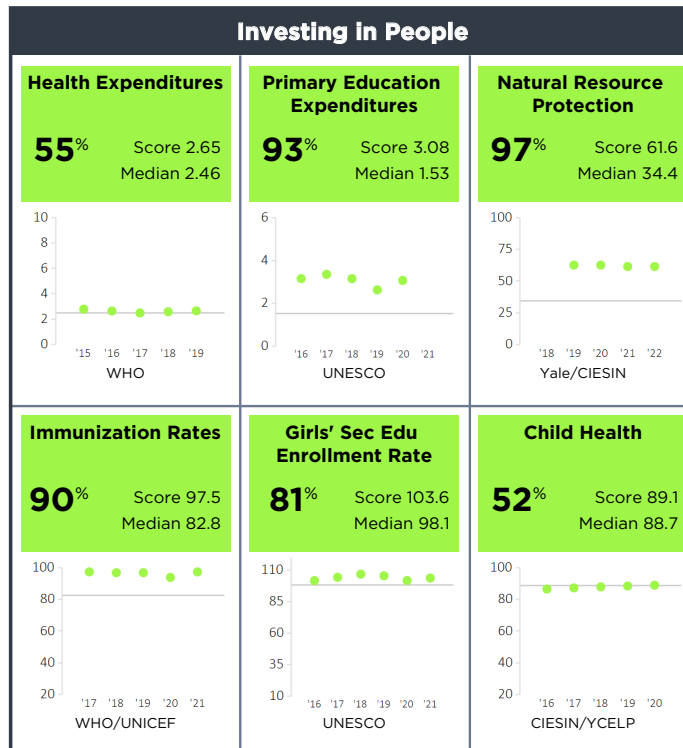
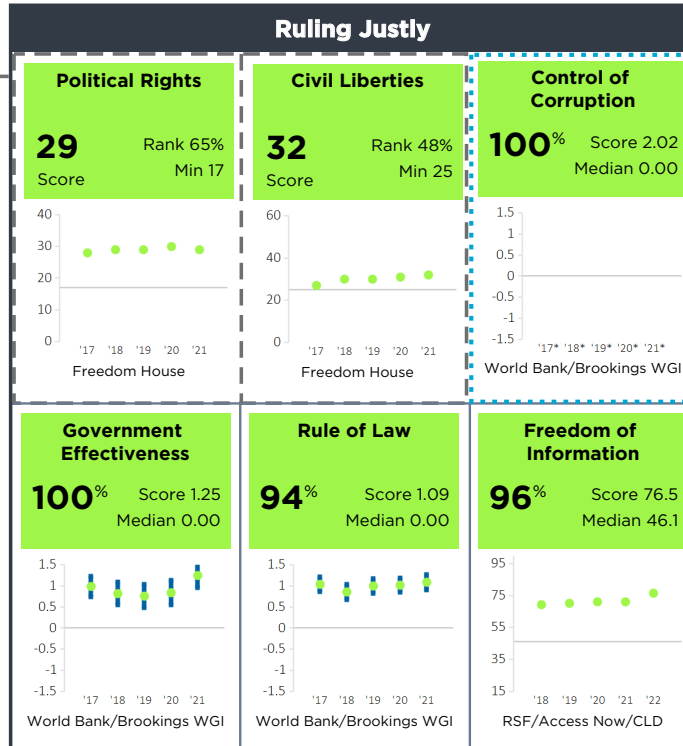
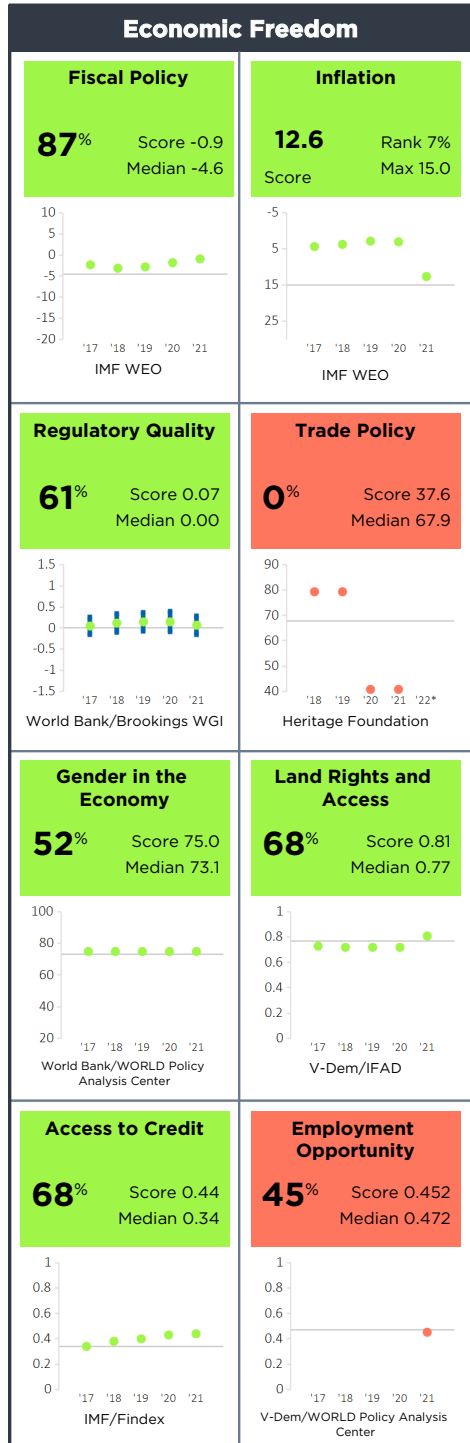
Population 780,000  
 GNI/Cap \$2,840  
 Category GNI/Cap \$2,046 - \$4,255

Half Scorecard Passed

Control of Corruption

Democratic Rights

Bhutan



For more information regarding the Millennium Challenge Account Selection Process and these indicators, please consult MCC's website [www.mcc.gov/selection](http://www.mcc.gov/selection)

\* Indicates the country has a score this year, but the score is outside the range of scores shown on the chart.

# Bolivia FY23

Population 11,833,000  
 GNI/Cap \$3,360  
 Category GNI/Cap \$2,046 - \$4,255

Half Scorecard Passed ✓  
 Control of Corruption X  
 Democratic Rights ✓



For more information regarding the Millennium Challenge Account Selection Process and these indicators, please consult MCC's website [www.mcc.gov/selection](http://www.mcc.gov/selection)

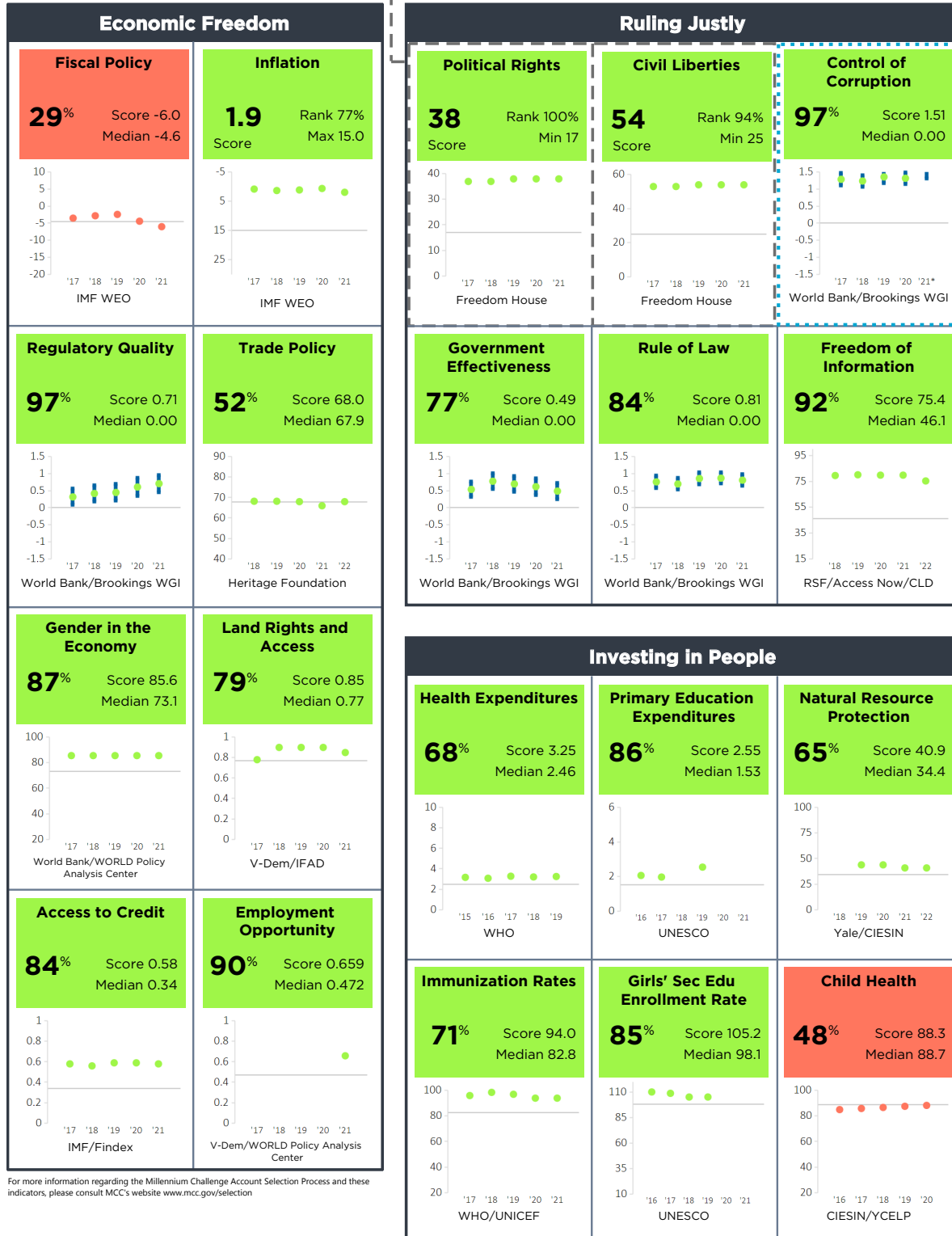
Bolivia

# Cabo Verde FY23

Population 562,000  
 GNI/Cap \$3,330  
 Category GNI/Cap \$2,046 - \$4,255

Half Scorecard Passed ✓  
 Control of Corruption ✓  
 Democratic Rights ✓

Cabo Verde



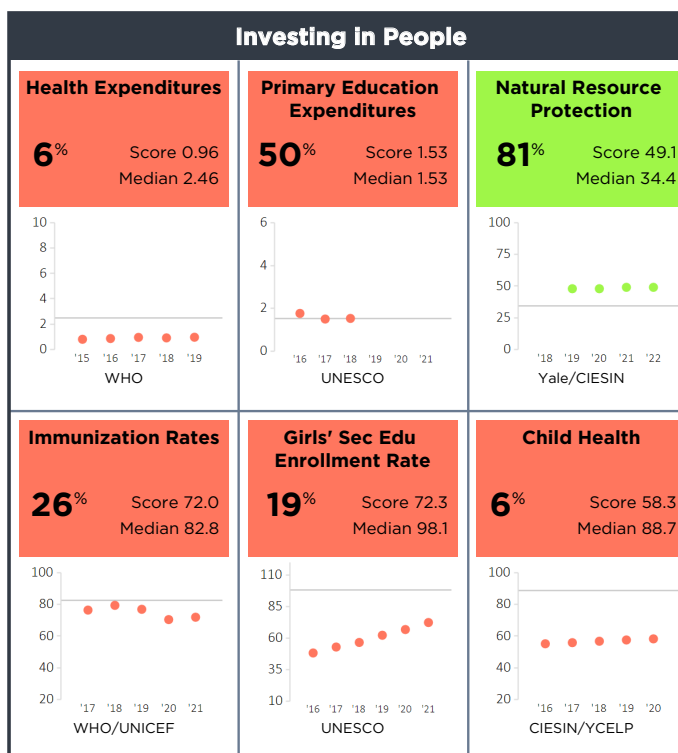
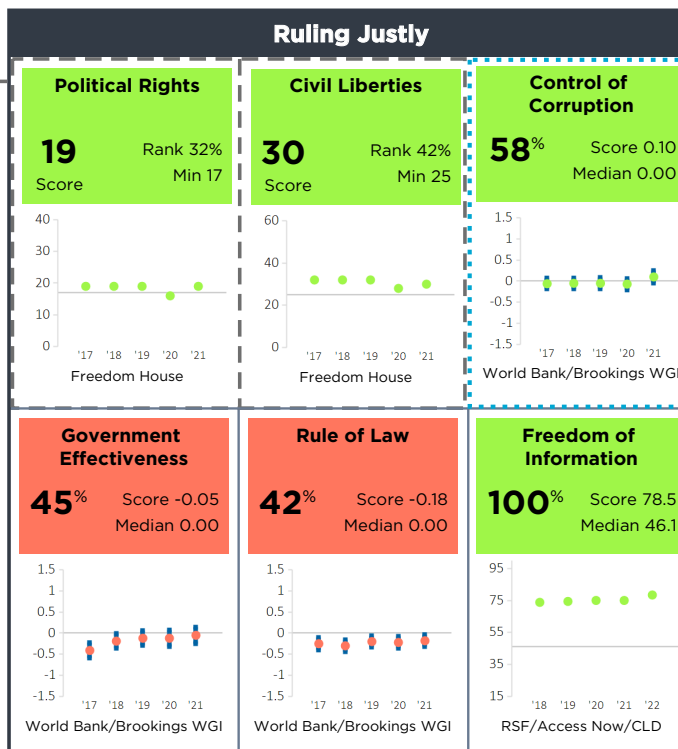
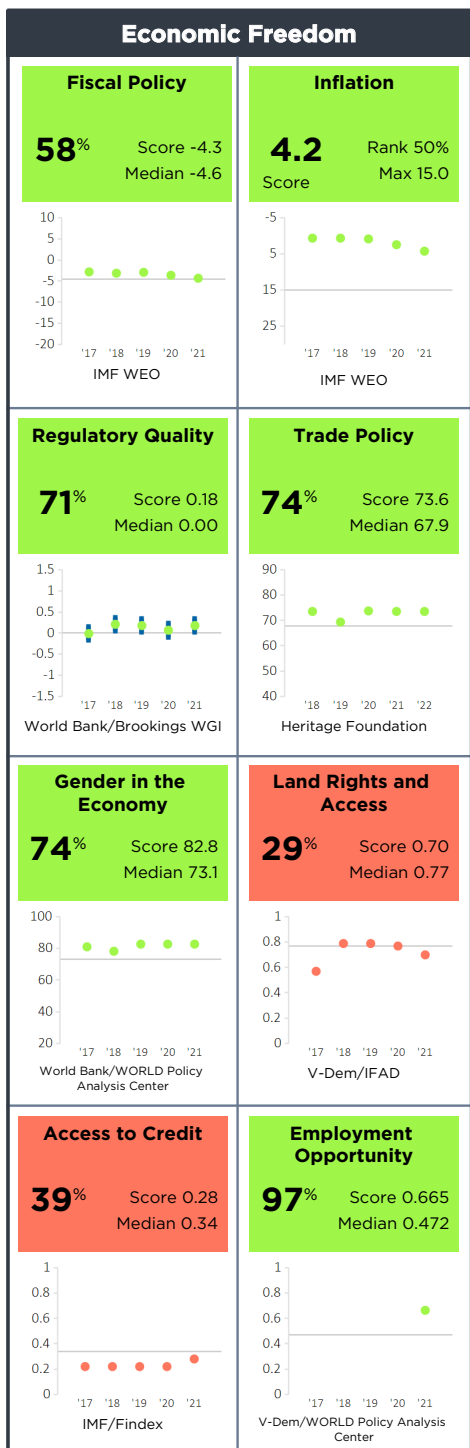
For more information regarding the Millennium Challenge Account Selection Process and these indicators, please consult MCC's website [www.mcc.gov/selection](http://www.mcc.gov/selection)

\* Indicates the country has a score this year, but the score is outside the range of scores shown on the chart.

# Côte d'Ivoire FY23

Population 27,054,000  
 GNI/Cap \$2,450  
 Category GNI/Cap \$2,046 - \$4,255

Half Scorecard Passed ✓  
 Control of Corruption ✓  
 Democratic Rights ✓



For more information regarding the Millennium Challenge Account Selection Process and these indicators, please consult MCC's website [www.mcc.gov/selection](http://www.mcc.gov/selection)

Côte d'Ivoire

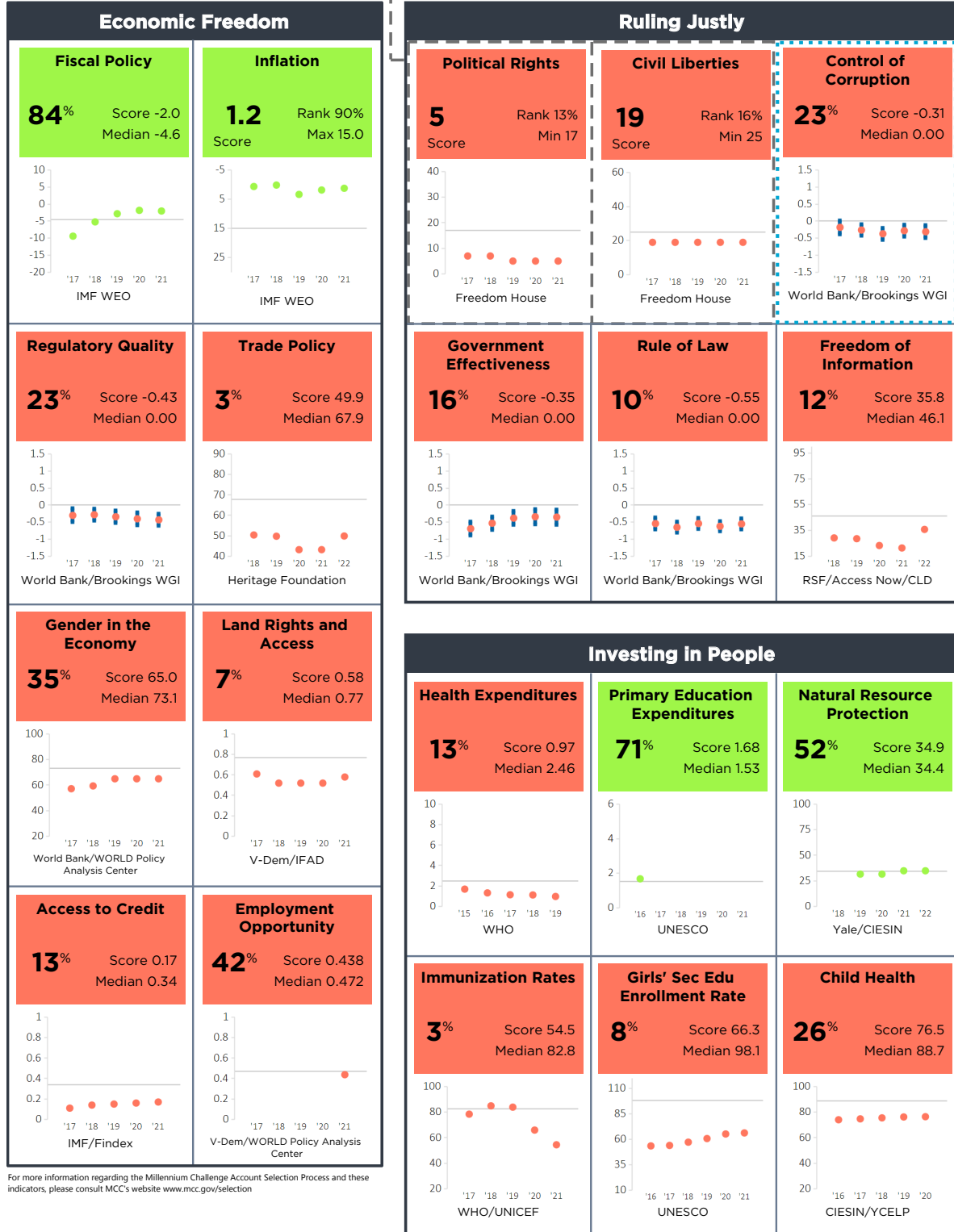


# Djibouti FY23

Population 1,002,000  
 GNI/Cap \$3,300  
 Category GNI/Cap \$2,046 - \$4,255

Half Scorecard Passed **X**  
 Control of Corruption **X**  
 Democratic Rights **X**

Djibouti

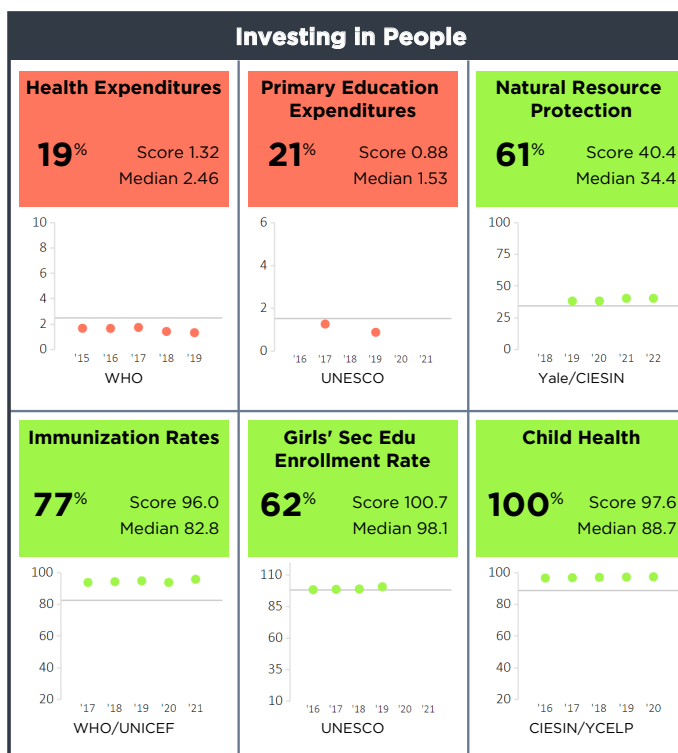
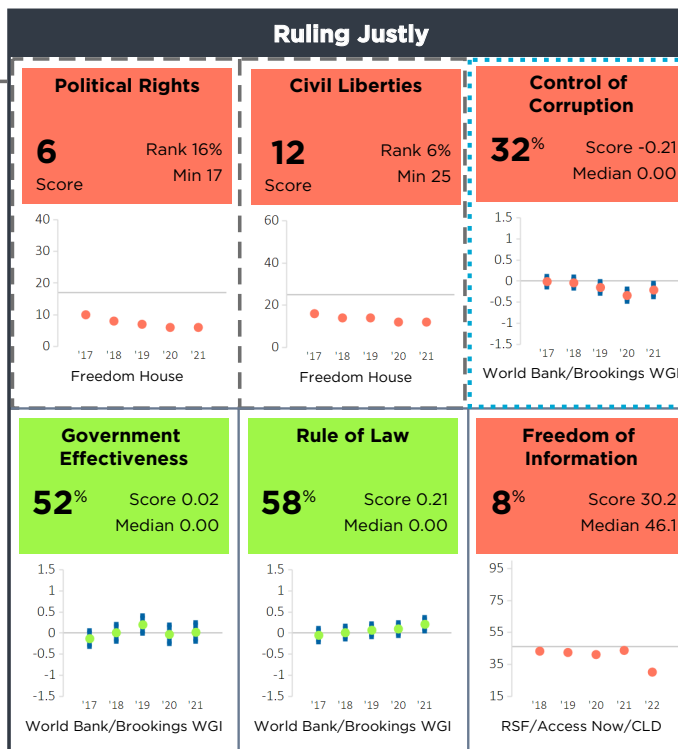
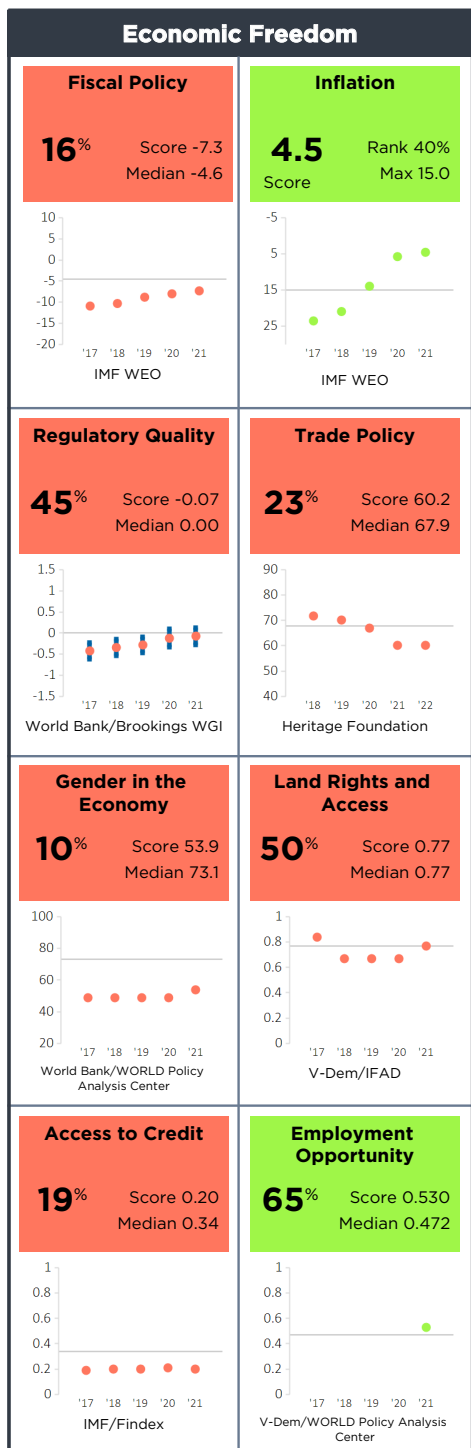


For more information regarding the Millennium Challenge Account Selection Process and these indicators, please consult MCC's website [www.mcc.gov/selection](http://www.mcc.gov/selection)

# Egypt, Arab Rep. FY23

Population 104,258,000  
 GNI/Cap \$3,510  
 Category GNI/Cap \$2,046 - \$4,255

Half Scorecard Passed **X**  
 Control of Corruption **X**  
 Democratic Rights **X**



For more information regarding the Millennium Challenge Account Selection Process and these indicators, please consult MCC's website [www.mcc.gov/selection](http://www.mcc.gov/selection)

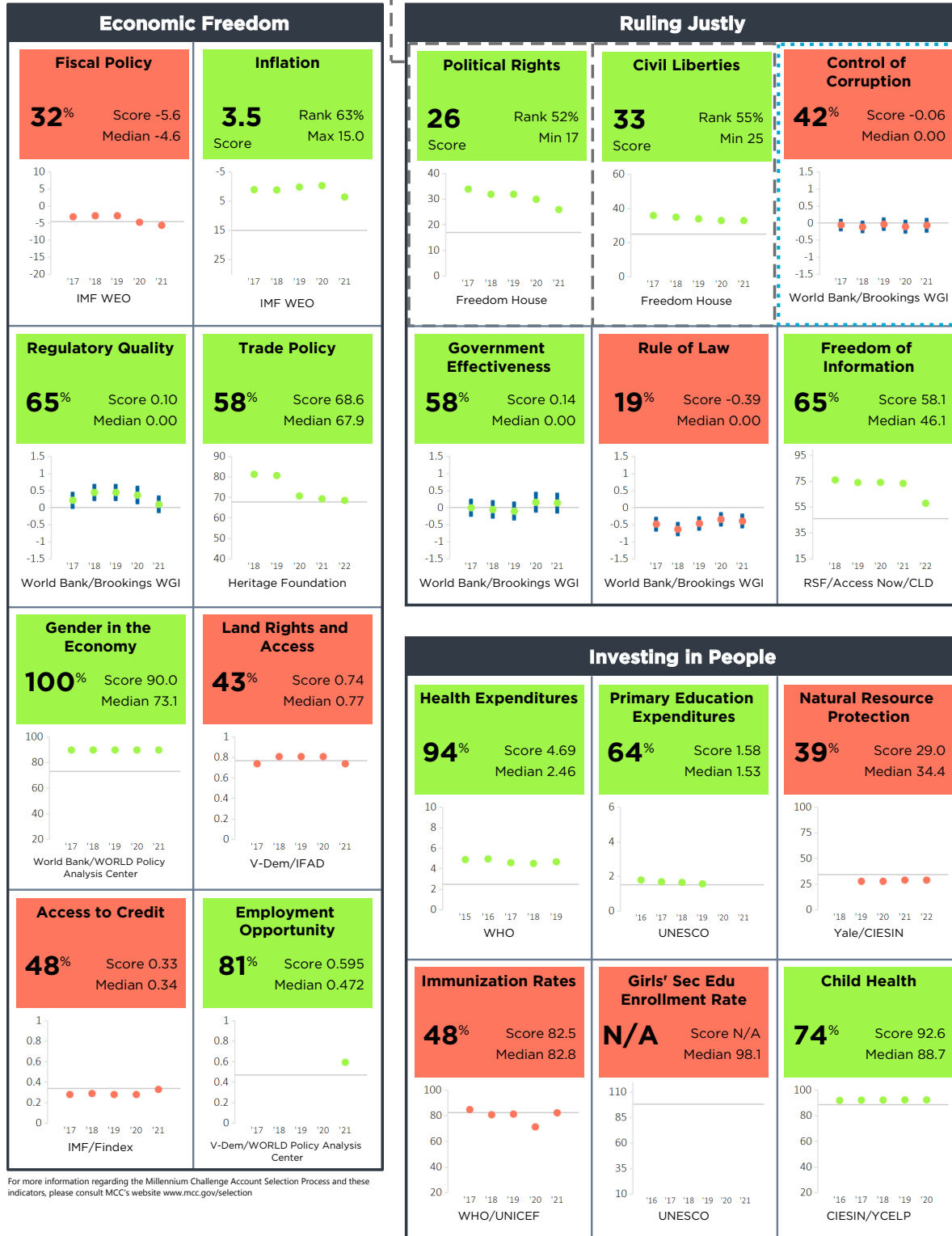
Egypt, Arab Rep.

# El Salvador FY23

Population 6,518,000  
 GNI/Cap \$4,140  
 Category GNI/Cap \$2,046 - \$4,255

Half Scorecard Passed ✓  
 Control of Corruption ✗  
 Democratic Rights ✓

El Salvador



For more information regarding the Millennium Challenge Account Selection Process and these indicators, please consult MCC's website [www.mcc.gov/selection](http://www.mcc.gov/selection)

# Eswatini FY23

Population 1,172,000  
 GNI/Cap \$3,680  
 Category GNI/Cap \$2,046 - \$4,255

Half Scorecard Passed **X**  
 Control of Corruption **X**  
 Democratic Rights **X**



For more information regarding the Millennium Challenge Account Selection Process and these indicators, please consult MCC's website [www.mcc.gov/selection](http://www.mcc.gov/selection)

Eswatini

# Ghana FY23

Population 31,732,000  
 GNI/Cap \$2,360  
 Category GNI/Cap \$2,046 - \$4,255

Half Scorecard Passed ✓  
 Control of Corruption ✓  
 Democratic Rights ✓

Ghana

### Economic Freedom

<b>Fiscal Policy</b> <b>0%</b> Score -11.3 Median -4.6 <p>IMF WEO</p>	<b>Inflation</b> <b>10.0</b> Rank 10% Score Max 15.0 <p>IMF WEO</p>
<b>Regulatory Quality</b> <b>77%</b> Score 0.24 Median 0.00 <p>World Bank/Brookings WGI</p>	<b>Trade Policy</b> <b>29%</b> Score 63.0 Median 67.9 <p>Heritage Foundation</p>
<b>Gender in the Economy</b> <b>65%</b> Score 77.8 Median 73.1 <p>World Bank/WORLD Policy Analysis Center</p>	<b>Land Rights and Access</b> <b>61%</b> Score 0.80 Median 0.77 <p>V-Dem/IFAD</p>
<b>Access to Credit</b> <b>61%</b> Score 0.41 Median 0.34 <p>IMF/Findex</p>	<b>Employment Opportunity</b> <b>100%</b> Score 0.700 Median 0.472 <p>V-Dem/WORLD Policy Analysis Center</p>

### Ruling Justly

<b>Political Rights</b> <b>35</b> Rank 84% Score Min 17 <p>Freedom House</p>	<b>Civil Liberties</b> <b>45</b> Rank 74% Score Min 25 <p>Freedom House</p>	<b>Control of Corruption</b> <b>77%</b> Score 0.37 Median 0.00 <p>World Bank/Brookings WGI</p>
<b>Government Effectiveness</b> <b>65%</b> Score 0.30 Median 0.00 <p>World Bank/Brookings WGI</p>	<b>Rule of Law</b> <b>71%</b> Score 0.38 Median 0.00 <p>World Bank/Brookings WGI</p>	<b>Freedom of Information</b> <b>88%</b> Score 71.4 Median 46.1 <p>RSF/Access Now/CLD</p>

### Investing in People

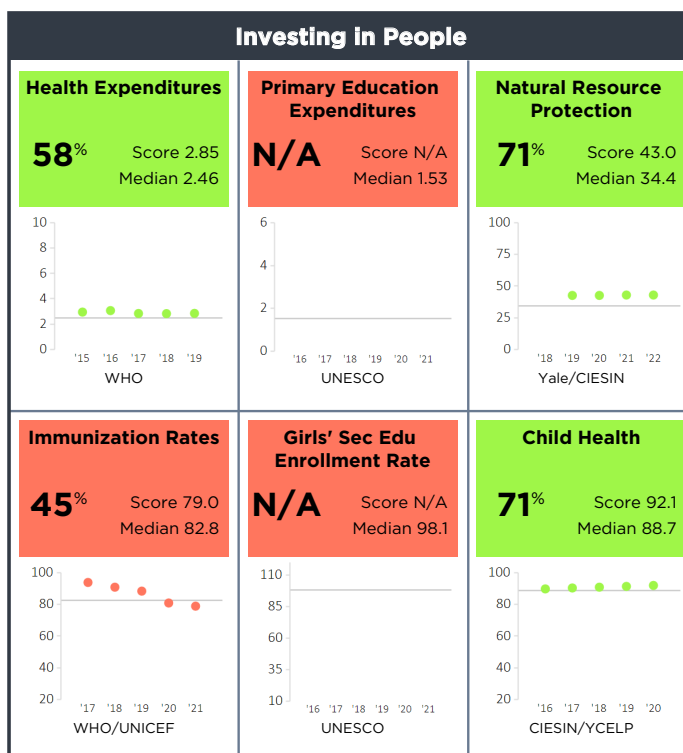
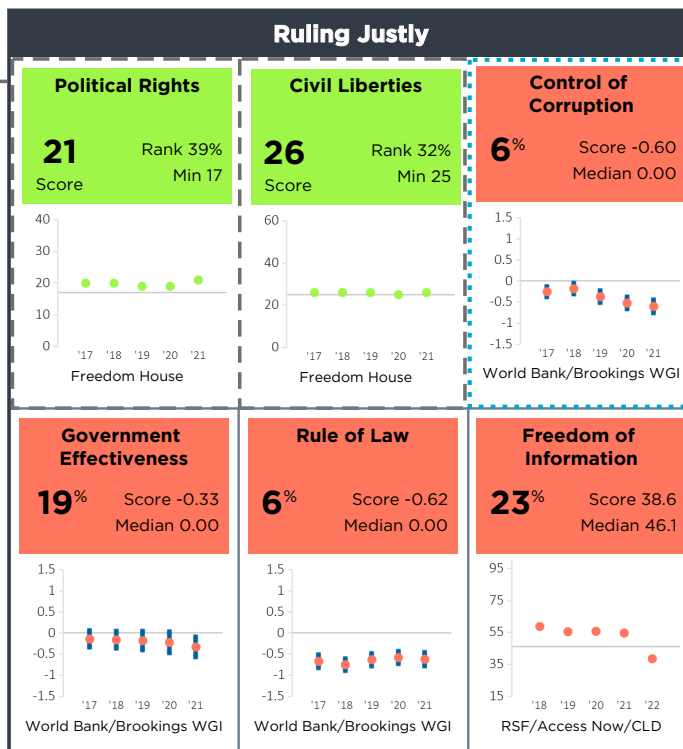
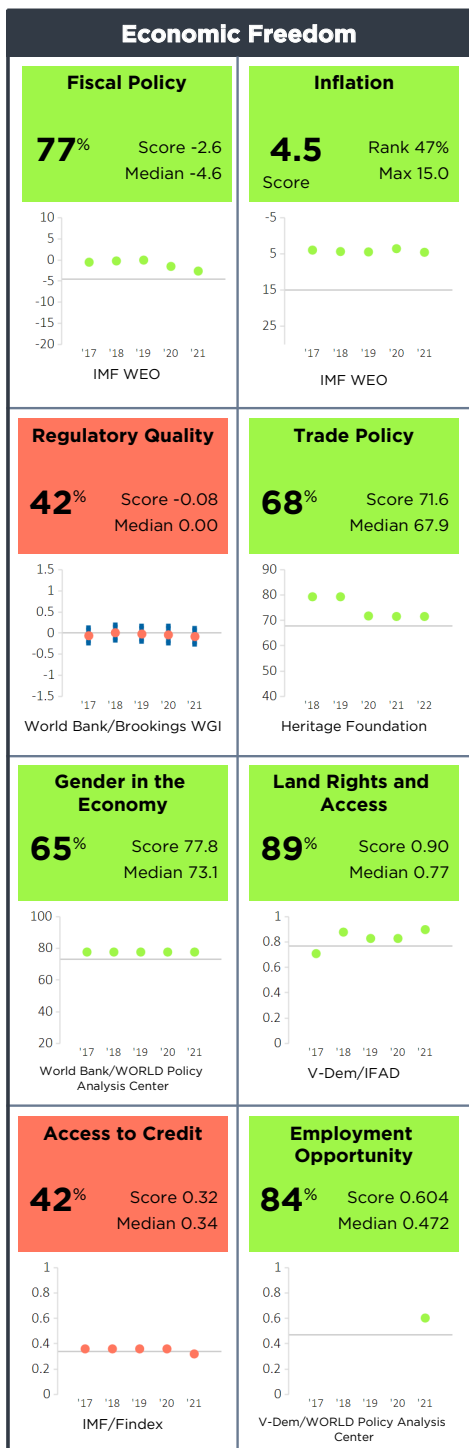
<b>Health Expenditures</b> <b>26%</b> Score 1.38 Median 2.46 <p>WHO</p>	<b>Primary Education Expenditures</b> <b>N/A</b> Score N/A Median 1.53 <p>UNESCO</p>	<b>Natural Resource Protection</b> <b>48%</b> Score 33.9 Median 34.4 <p>Yale/CIESIN</p>
<b>Immunization Rates</b> <b>77%</b> Score 96.0 Median 82.8 <p>WHO/UNICEF</p>	<b>Girls' Sec Edu Enrollment Rate</b> <b>35%</b> Score 88.8 Median 98.1 <p>UNESCO</p>	<b>Child Health</b> <b>10%</b> Score 64.0 Median 88.7 <p>CIESIN/YCELP</p>

For more information regarding the Millennium Challenge Account Selection Process and these indicators, please consult MCC's website [www.mcc.gov/selection](http://www.mcc.gov/selection)

# Honduras FY23

Population 10,063,000  
 GNI/Cap \$2,540  
 Category GNI/Cap \$2,046 - \$4,255

Half Scorecard Passed ✓  
 Control of Corruption ✗  
 Democratic Rights ✓



For more information regarding the Millennium Challenge Account Selection Process and these indicators, please consult MCC's website [www.mcc.gov/selection](http://www.mcc.gov/selection)

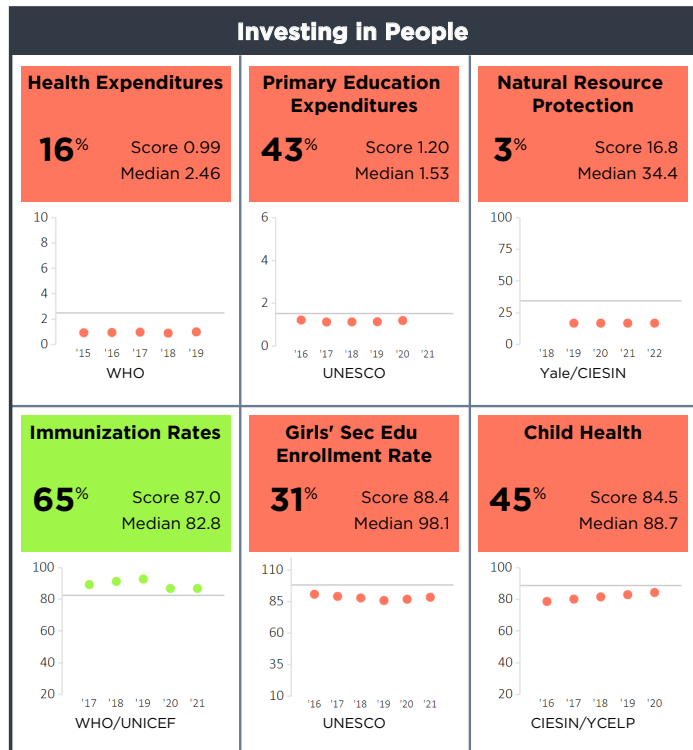
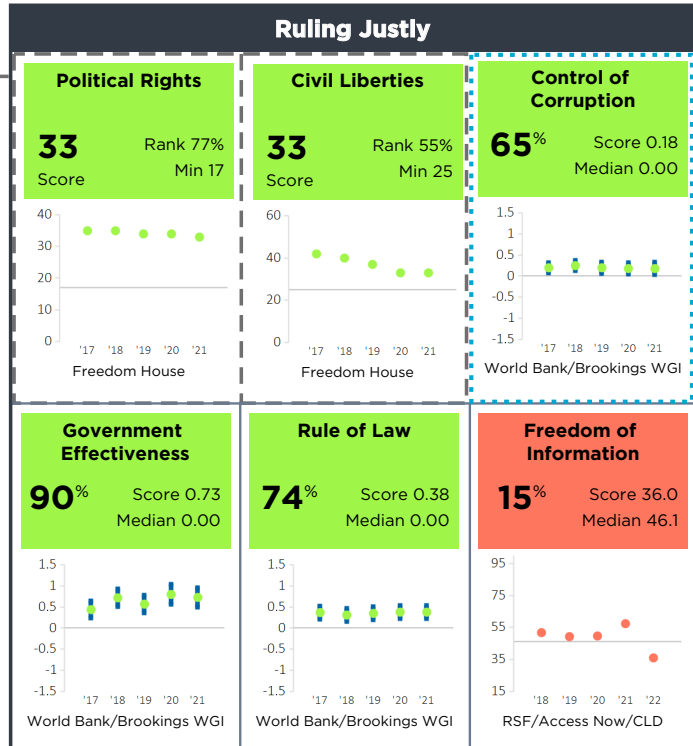
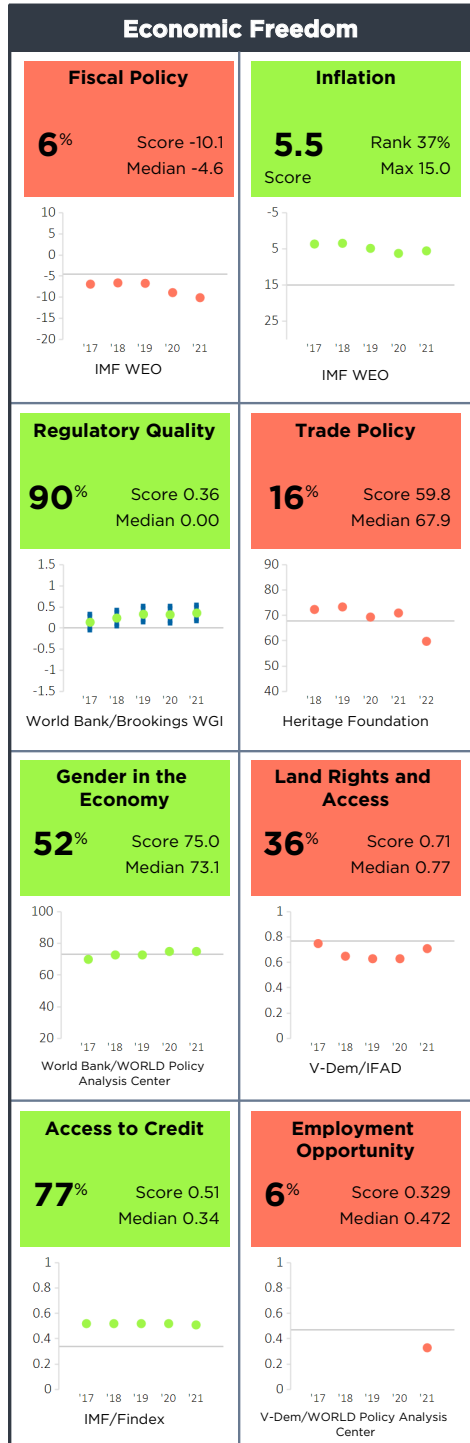
Honduras

# India FY23

Population 1,393,409,000  
 GNI/Cap \$2,170  
 Category GNI/Cap \$2,046 - \$4,255

Half Scorecard Passed ✓  
 Control of Corruption ✓  
 Democratic Rights ✓

India

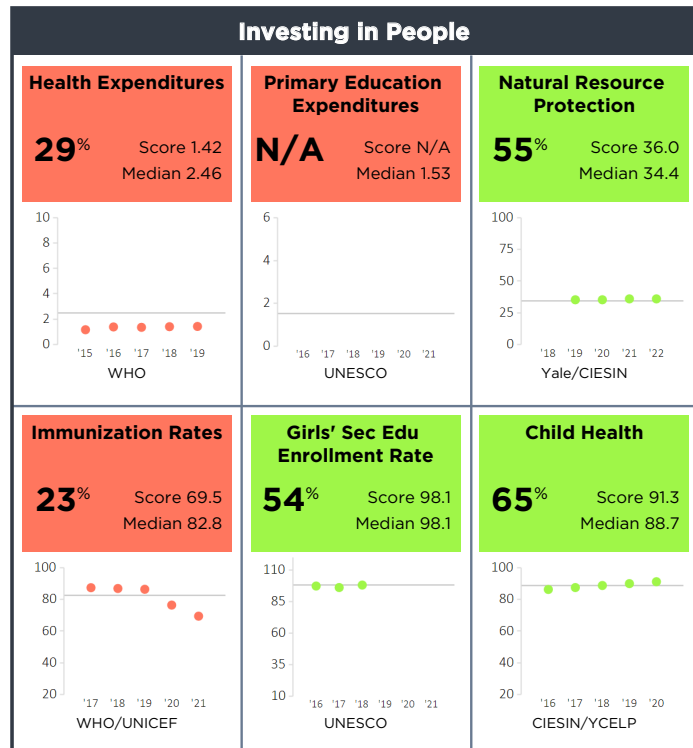
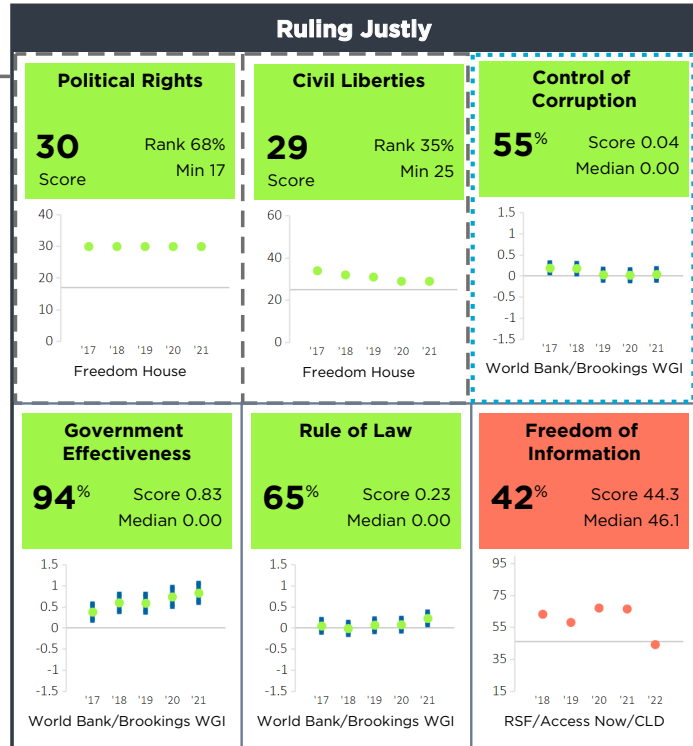
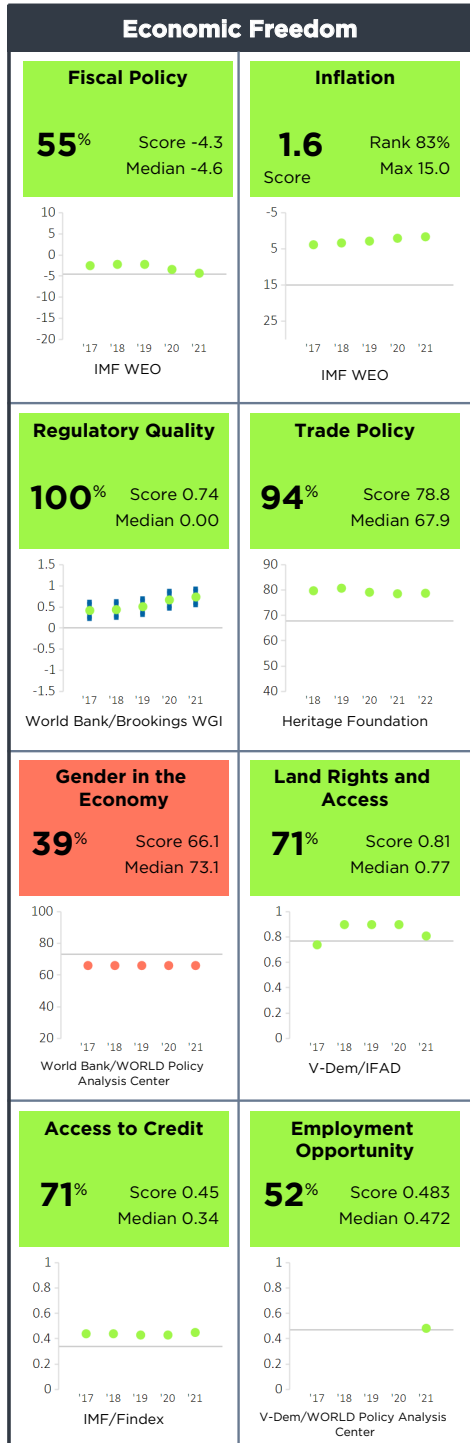


For more information regarding the Millennium Challenge Account Selection Process and these indicators, please consult MCC's website [www.mcc.gov/selection](http://www.mcc.gov/selection)

# Indonesia FY23

Population 276,362,000  
 GNI/Cap \$4,140  
 Category GNI/Cap \$2,046 - \$4,255

Half Scorecard Passed   
 Control of Corruption   
 Democratic Rights



For more information regarding the Millennium Challenge Account Selection Process and these indicators, please consult MCC's website [www.mcc.gov/selection](http://www.mcc.gov/selection)

Indonesia

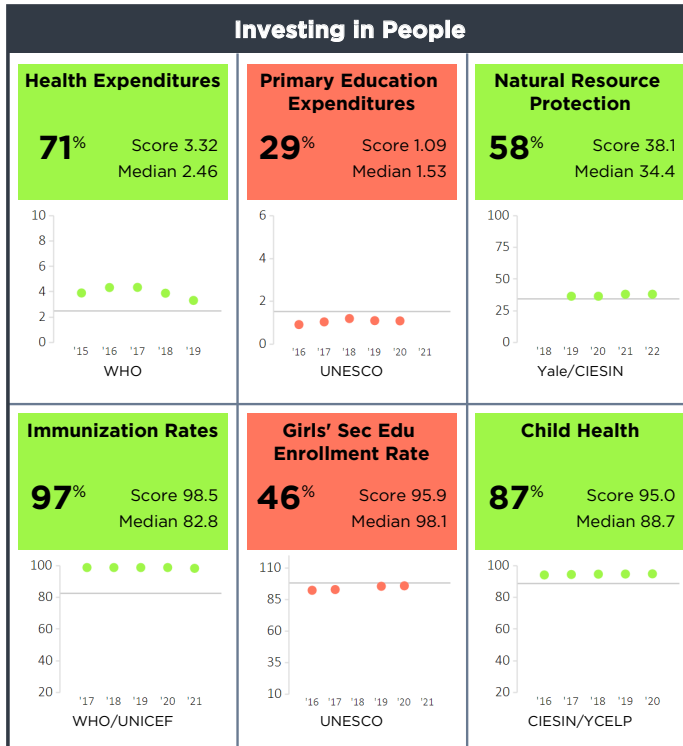
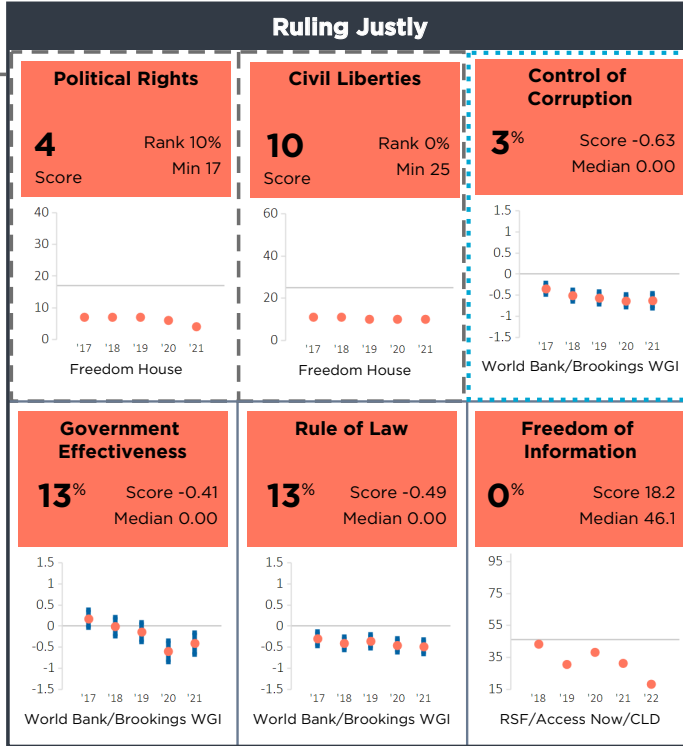
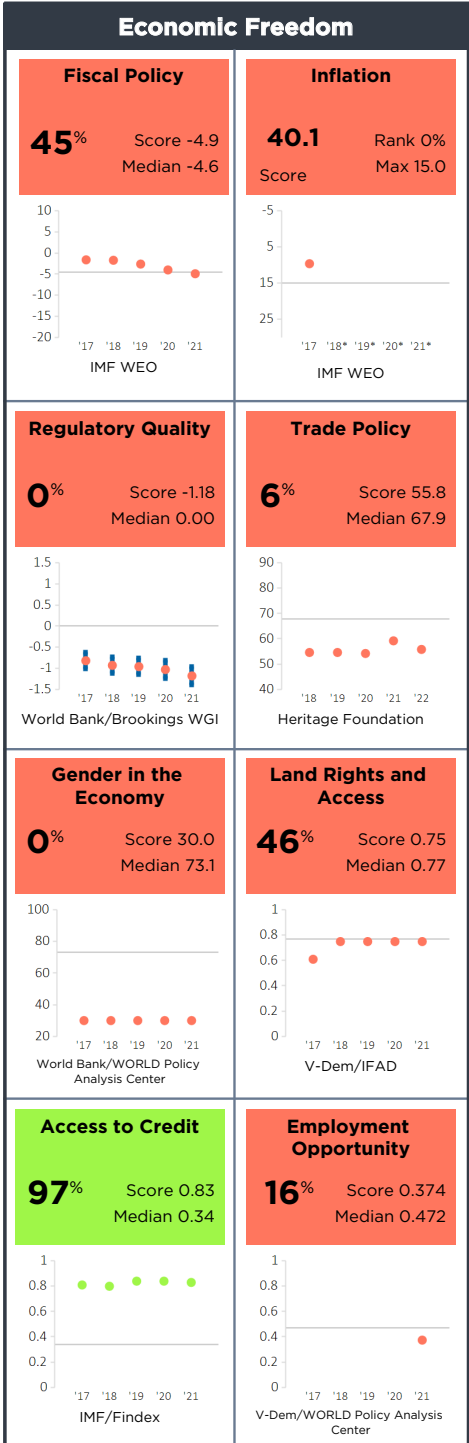


# Iran, Islamic Rep. FY23

Population 85,029,000  
 GNI/Cap \$3,370  
 Category GNI/Cap \$2,046 - \$4,255

Half Scorecard Passed **X**  
 Control of Corruption **X**  
 Democratic Rights **X**

Iran



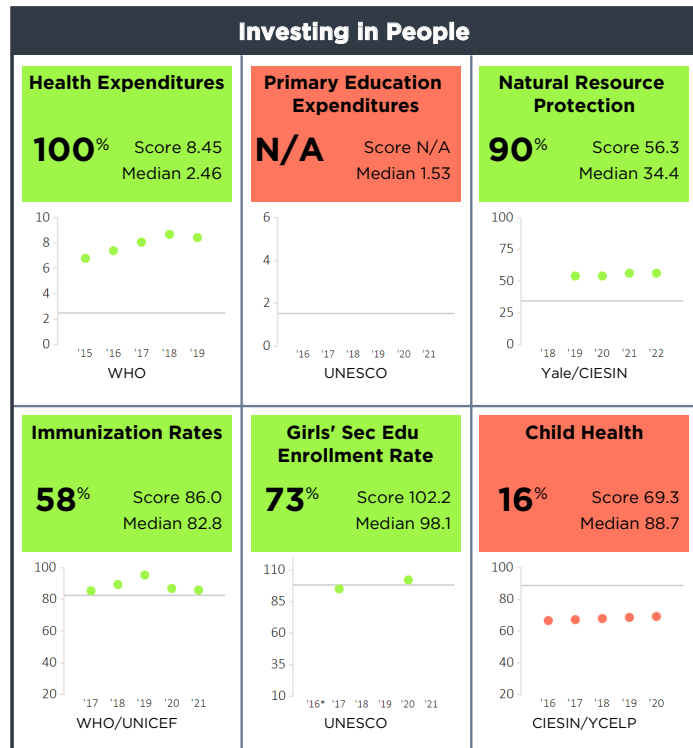
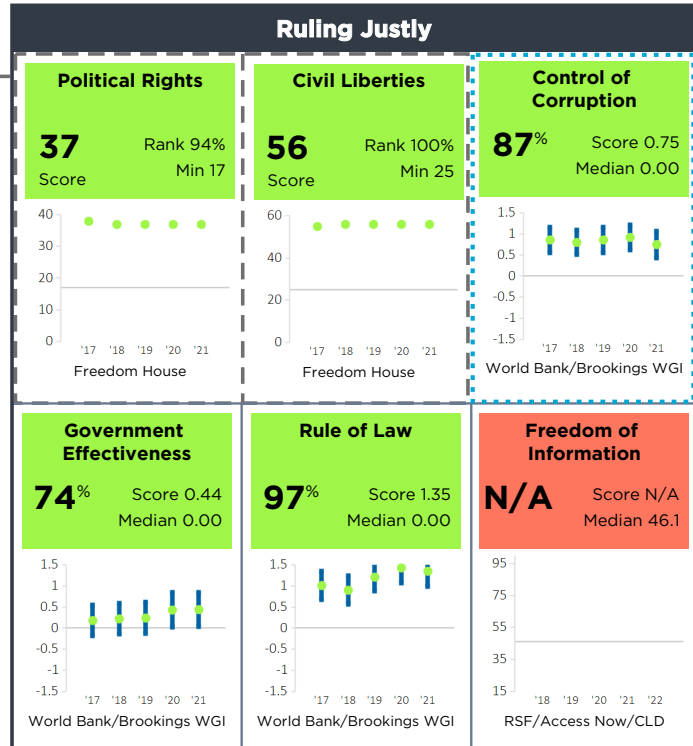
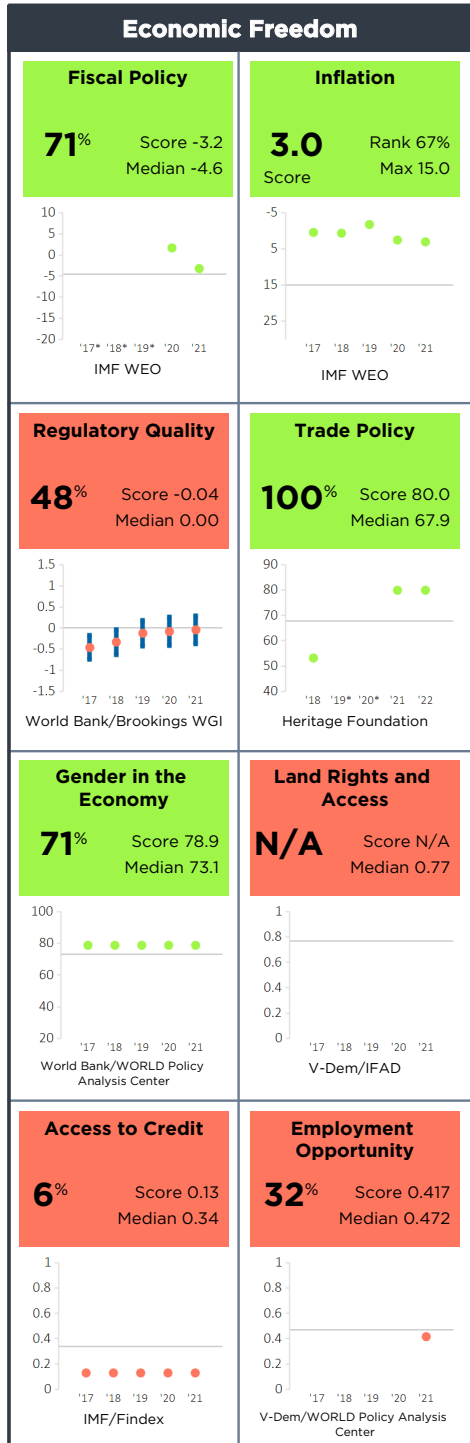
For more information regarding the Millennium Challenge Account Selection Process and these indicators, please consult MCC's website [www.mcc.gov/selection](http://www.mcc.gov/selection)

\* Indicates the country has a score this year, but the score is outside the range of scores shown on the chart.

# Kiribati FY23

Population 121,000  
 GNI/Cap \$2,910  
 Category GNI/Cap \$2,046 - \$4,255

Half Scorecard Passed   
 Control of Corruption   
 Democratic Rights



For more information regarding the Millennium Challenge Account Selection Process and these indicators, please consult MCC's website [www.mcc.gov/selection](http://www.mcc.gov/selection)

\* Indicates the country has a score this year, but the score is outside the range of scores shown on the chart.

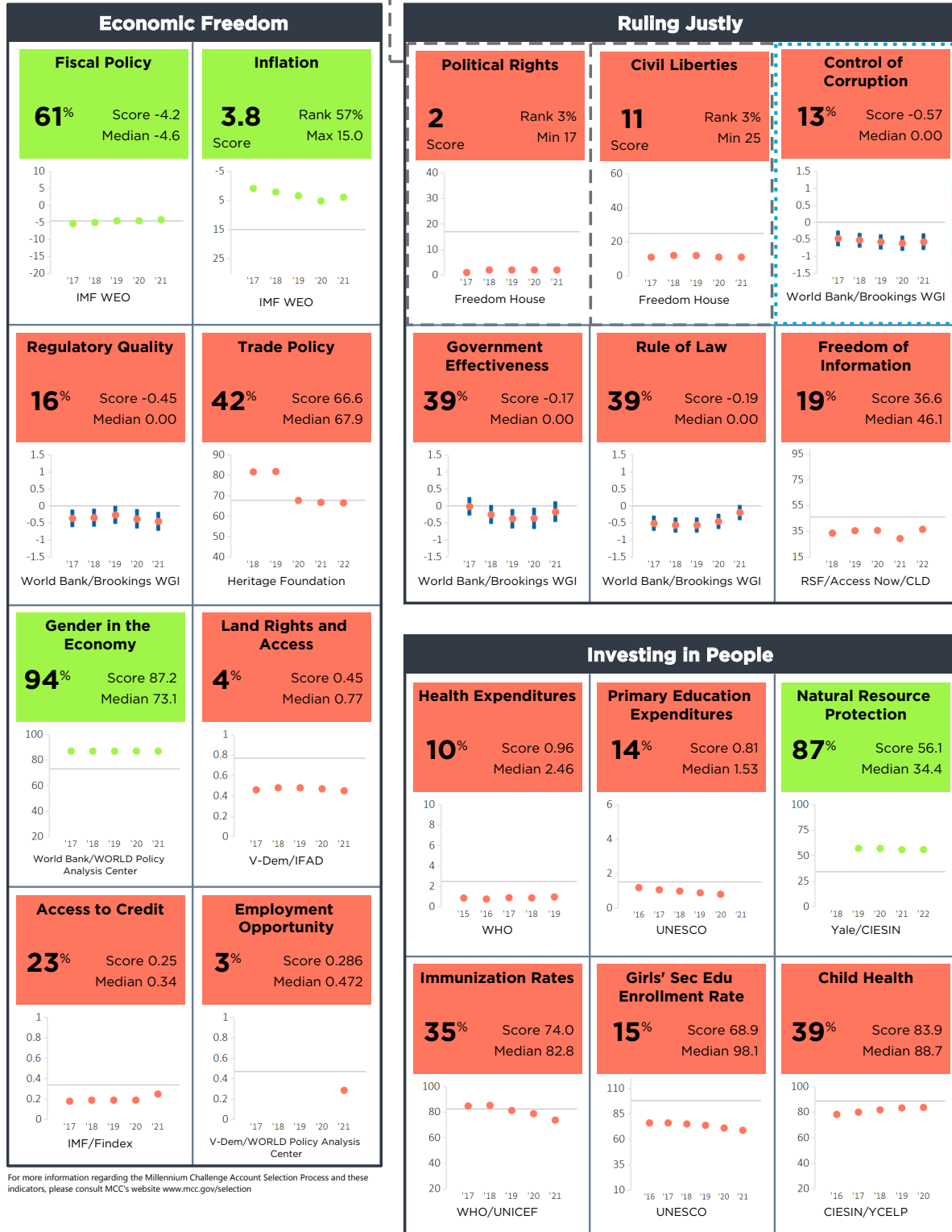
Kiribati

# Lao PDR FY23

Population 7,379,000  
 GNI/Cap \$2,520  
 Category GNI/Cap \$2,046 - \$4,255

Half Scorecard Passed **X**  
 Control of Corruption **X**  
 Democratic Rights **X**

Lao PDR

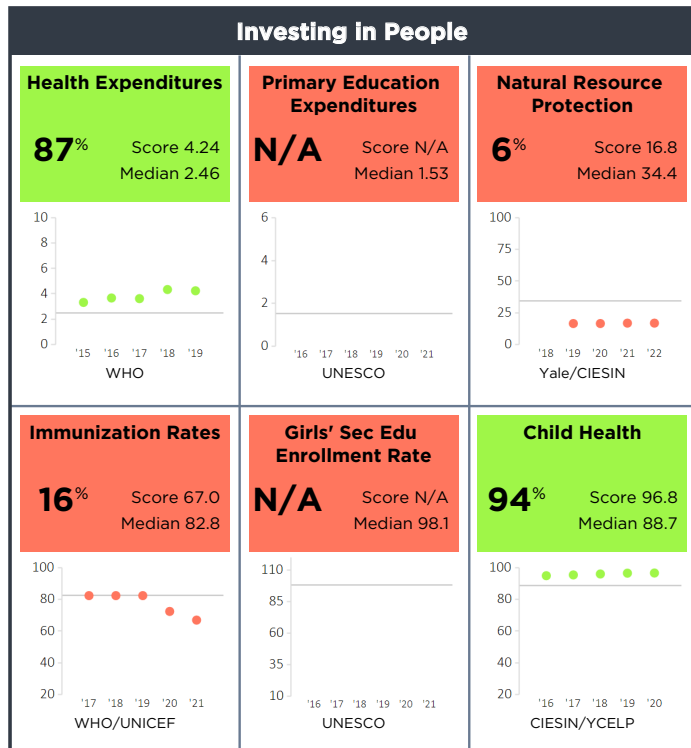
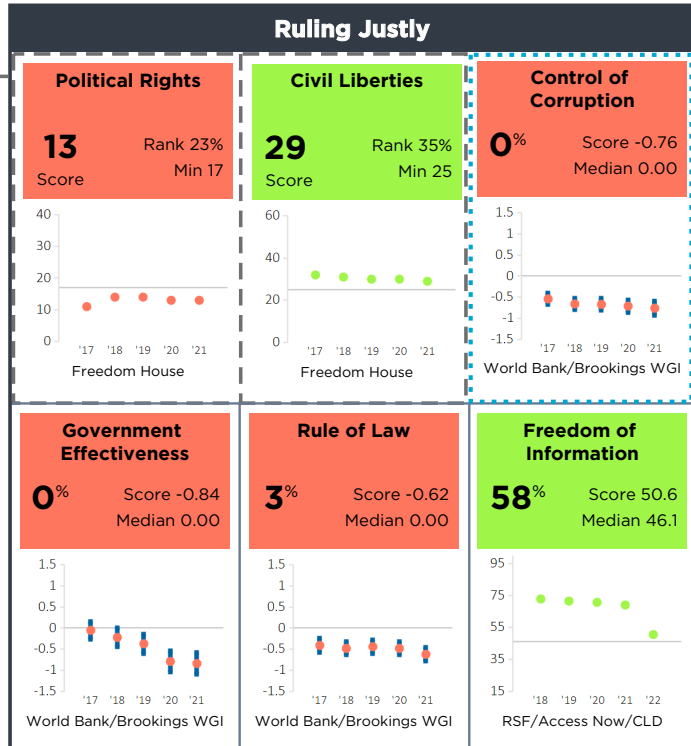
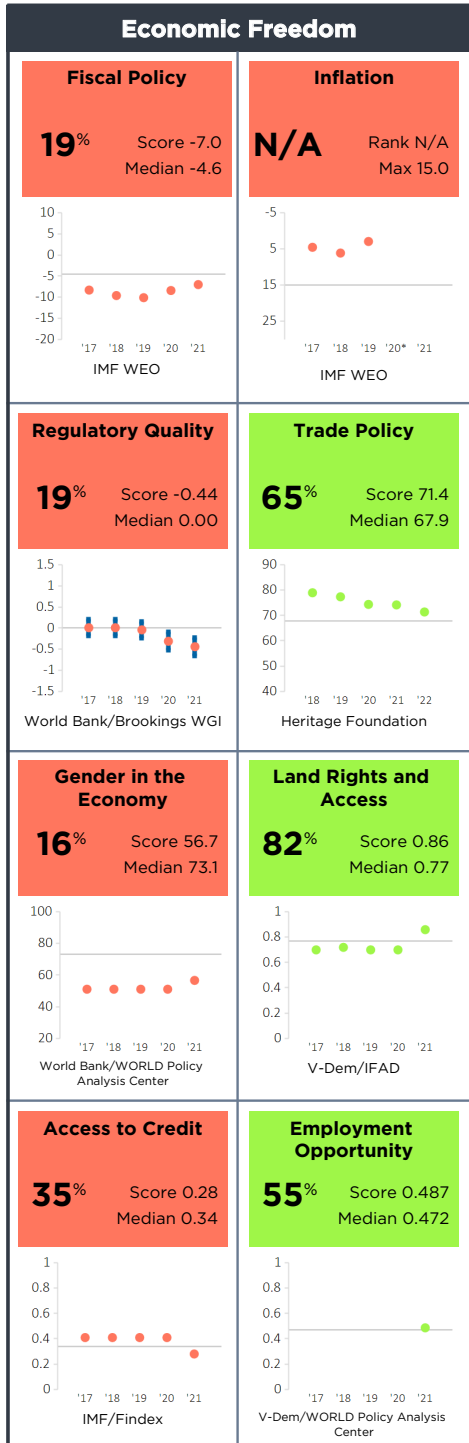


For more information regarding the Millennium Challenge Account Selection Process and these indicators, please consult MCC's website [www.mcc.gov/selection](http://www.mcc.gov/selection)

# Lebanon FY23

Population 6,769,000  
 GNI/Cap \$3,450  
 Category GNI/Cap \$2,046 - \$4,255

Half Scorecard Passed **X**  
 Control of Corruption **X**  
 Democratic Rights **✓**



For more information regarding the Millennium Challenge Account Selection Process and these indicators, please consult MCC's website [www.mcc.gov/selection](http://www.mcc.gov/selection)

\* Indicates the country has a score this year, but the score is outside the range of scores shown on the chart.

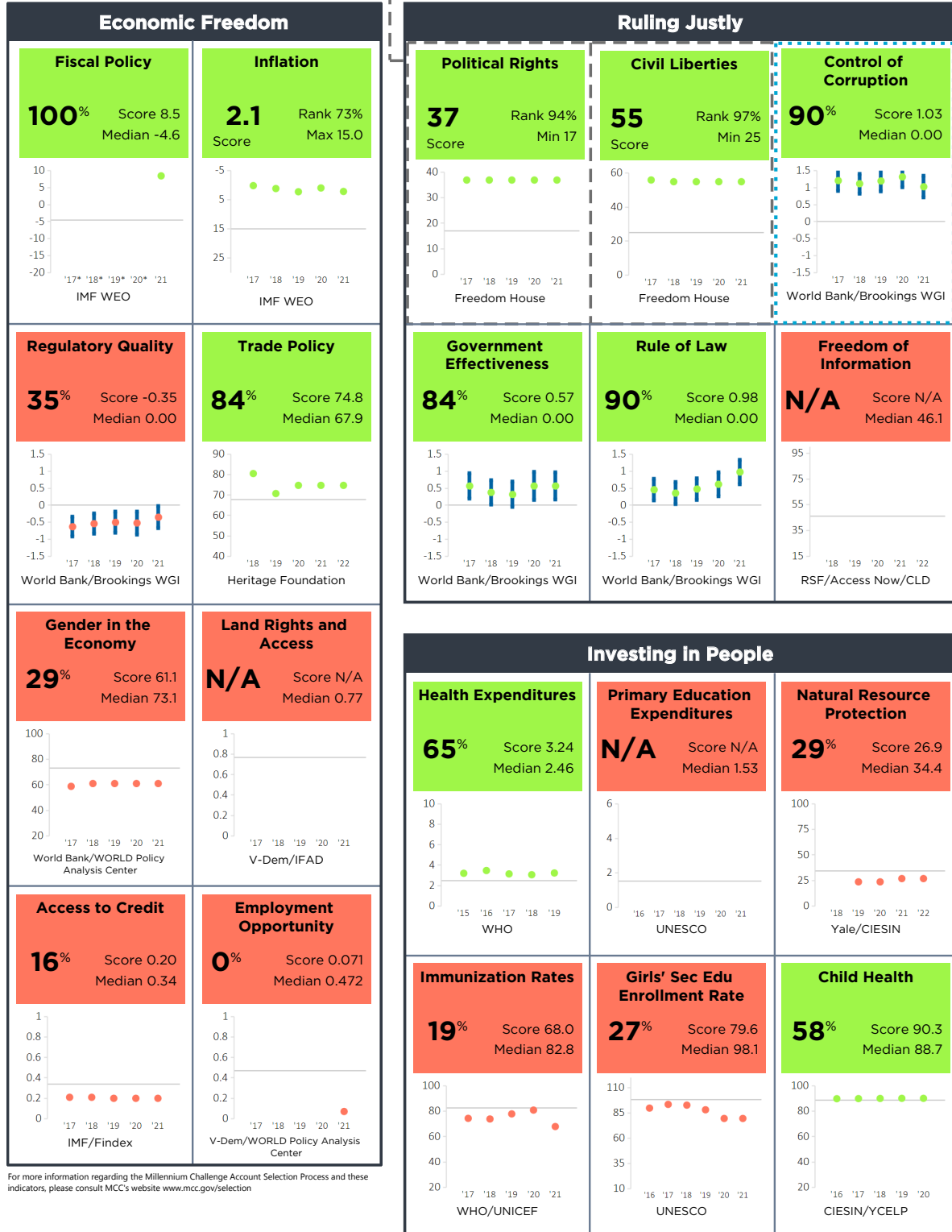
Lebanon

# Micronesia, Fed. Sts. FY23

Population 116,000  
 GNI/Cap \$3,880  
 Category GNI/Cap \$2,046 - \$4,255

Half Scorecard Passed   
 Control of Corruption   
 Democratic Rights

Micronesia, Fed. Sts.



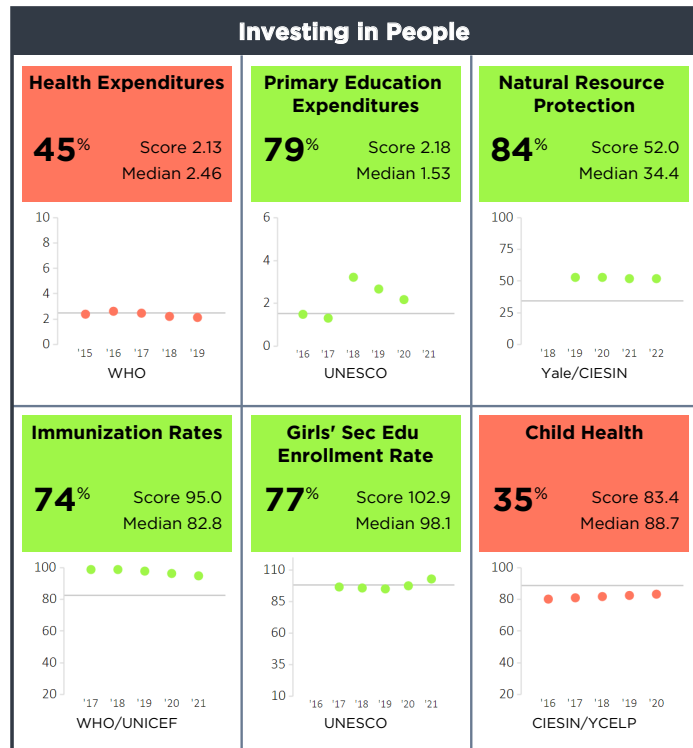
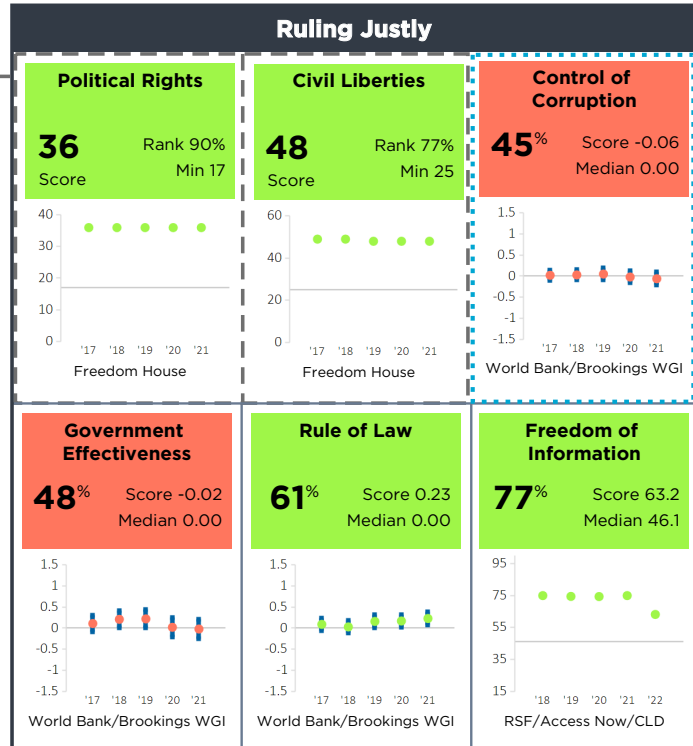
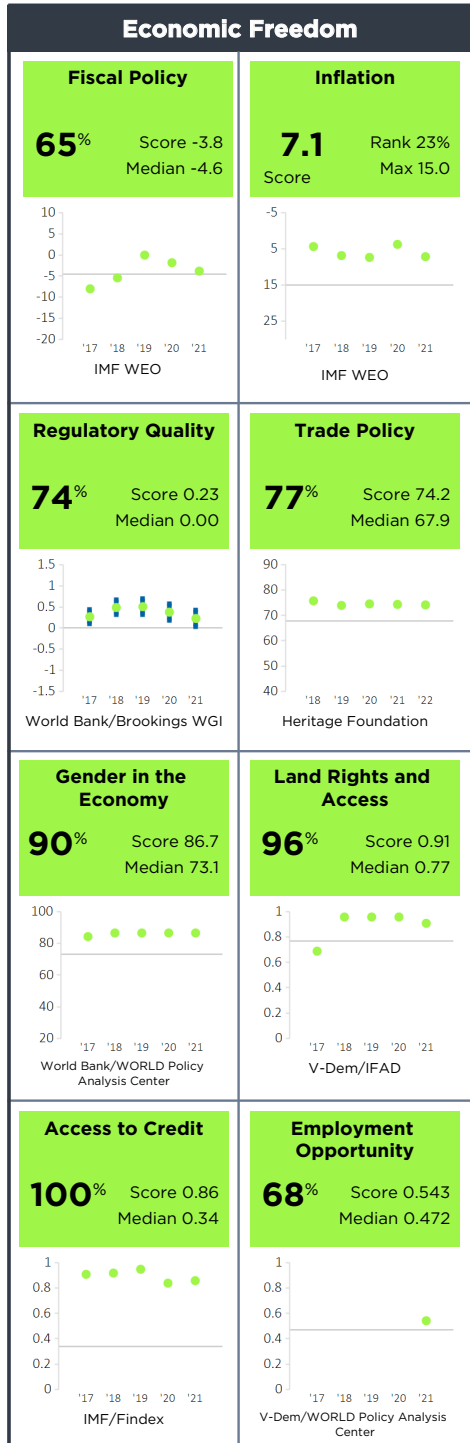
For more information regarding the Millennium Challenge Account Selection Process and these indicators, please consult MCC's website [www.mcc.gov/selection](http://www.mcc.gov/selection)

\* Indicates the country has a score this year, but the score is outside the range of scores shown on the chart.

# Mongolia FY23

Population 3,329,000  
 GNI/Cap \$3,760  
 Category GNI/Cap \$2,046 - \$4,255

Half Scorecard Passed ✓  
 Control of Corruption ✗  
 Democratic Rights ✓



For more information regarding the Millennium Challenge Account Selection Process and these indicators, please consult MCC's website [www.mcc.gov/selection](http://www.mcc.gov/selection)

Mongolia

# Morocco FY23

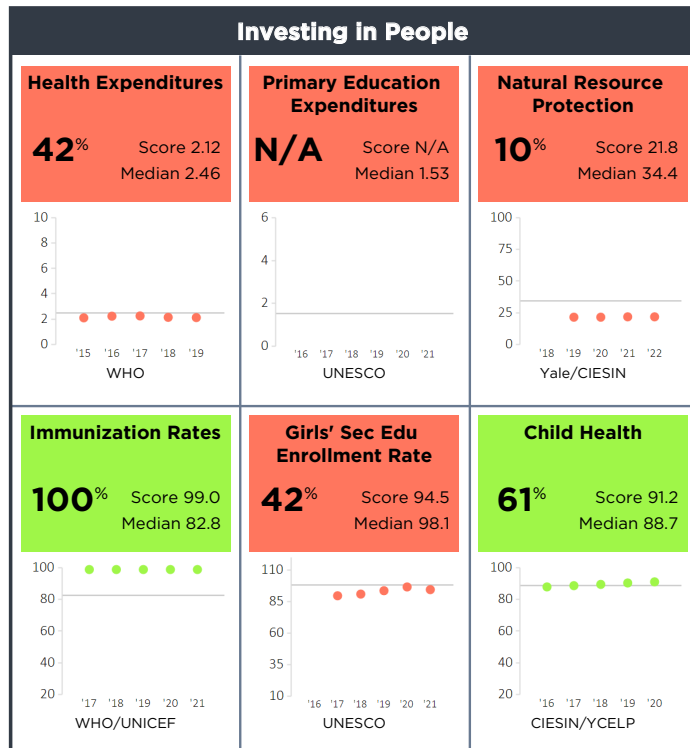
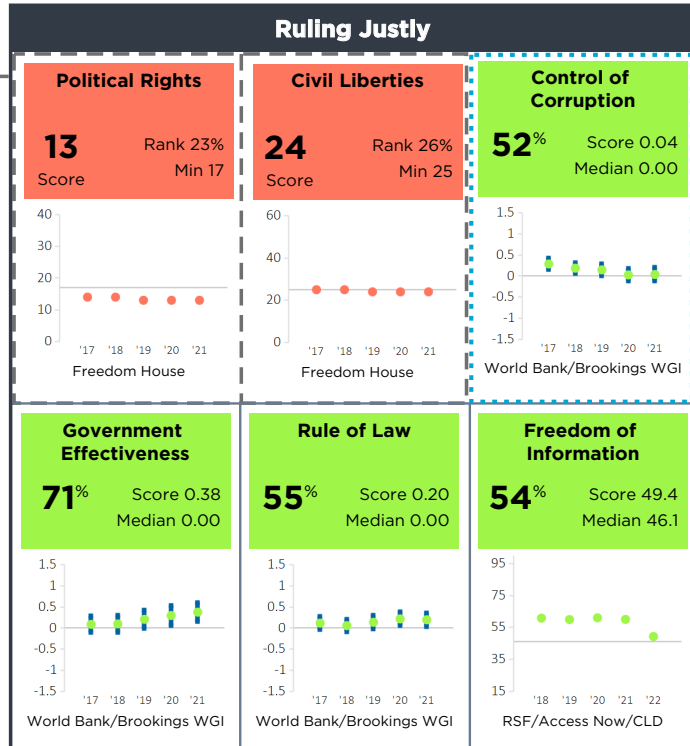
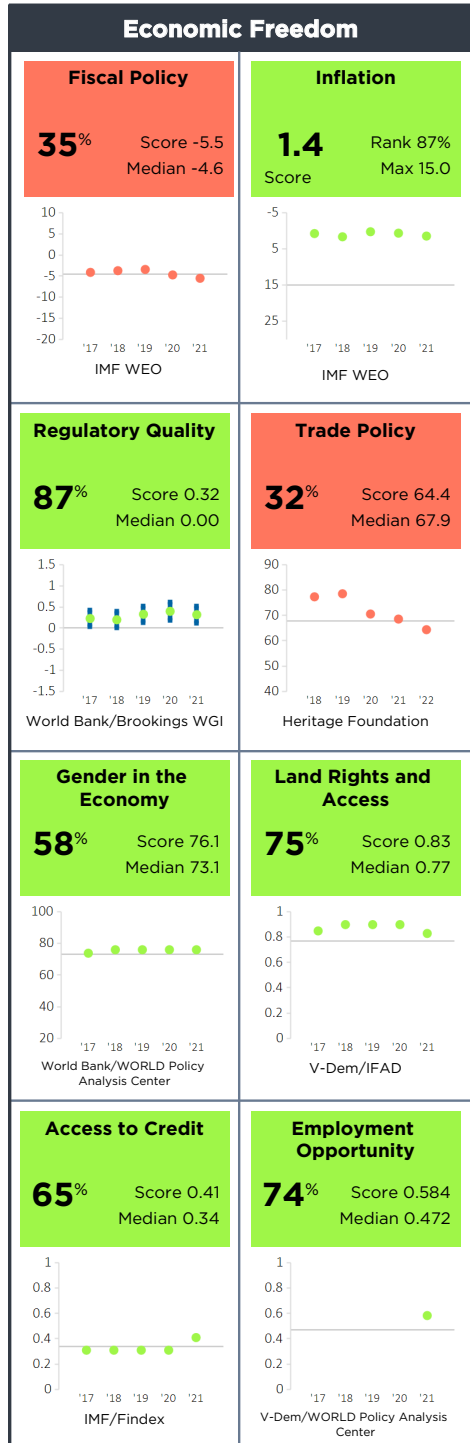
Population 37,345,000  
 GNI/Cap \$3,350  
 Category GNI/Cap \$2,046 - \$4,255

Half Scorecard Passed

Control of Corruption

Democratic Rights

Morocco



For more information regarding the Millennium Challenge Account Selection Process and these indicators, please consult MCC's website [www.mcc.gov/selection](http://www.mcc.gov/selection)

# Nigeria FY23

Population 211,401,000  
 GNI/Cap \$2,100  
 Category GNI/Cap \$2,046 - \$4,255

Half Scorecard Passed **X**  
 Control of Corruption **X**  
 Democratic Rights **✓**



For more information regarding the Millennium Challenge Account Selection Process and these indicators, please consult MCC's website [www.mcc.gov/selection](http://www.mcc.gov/selection)

Nigeria



# Papua New Guinea FY23

Population 9,119,000  
 GNI/Cap \$2,790  
 Category GNI/Cap \$2,046 - \$4,255

Half Scorecard Passed **X**  
 Control of Corruption **X**  
 Democratic Rights **✓**

Papua New Guinea

### Economic Freedom

<b>Fiscal Policy</b> <b>26%</b> Score -6.5 Median -4.6  IMF WEO	<b>Inflation</b> <b>4.5</b> Rank 43% Score Max 15.0  IMF WEO
<b>Regulatory Quality</b> <b>32%</b> Score -0.39 Median 0.00  World Bank/Brookings WGI	<b>Trade Policy</b> <b>87%</b> Score 77.7 Median 67.9  Heritage Foundation
<b>Gender in the Economy</b> <b>32%</b> Score 62.2 Median 73.1  World Bank/WORLD Policy Analysis Center	<b>Land Rights and Access</b> <b>11%</b> Score 0.60 Median 0.77  V-Dem/IFAD
<b>Access to Credit</b> <b>0%</b> Score 0.06 Median 0.34  IMF/Findex	<b>Employment Opportunity</b> <b>26%</b> Score 0.391 Median 0.472  V-Dem/WORLD Policy Analysis Center

### Ruling Justly

<b>Political Rights</b> <b>23</b> Rank 42% Score Min 17  Freedom House	<b>Civil Liberties</b> <b>39</b> Rank 68% Score Min 25  Freedom House	<b>Control of Corruption</b> <b>29%</b> Score -0.28 Median 0.00  World Bank/Brookings WGI
<b>Government Effectiveness</b> <b>10%</b> Score -0.44 Median 0.00  World Bank/Brookings WGI	<b>Rule of Law</b> <b>26%</b> Score -0.28 Median 0.00  World Bank/Brookings WGI	<b>Freedom of Information</b> <b>81%</b> Score 66.7 Median 46.1  RSF/Access Now/CLD

### Investing in People

<b>Health Expenditures</b> <b>23%</b> Score 1.33 Median 2.46  WHO	<b>Primary Education Expenditures</b> <b>N/A</b> Score N/A Median 1.53  UNESCO	<b>Natural Resource Protection</b> <b>13%</b> Score 22.4 Median 34.4  Yale/CIESIN
<b>Immunization Rates</b> <b>0%</b> Score 34.5 Median 82.8  WHO/UNICEF	<b>Girls' Sec Edu Enrollment Rate</b> <b>4%</b> Score 54.0 Median 98.1  UNESCO	<b>Child Health</b> <b>0%</b> Score 50.5 Median 88.7  CIESIN/YCELP

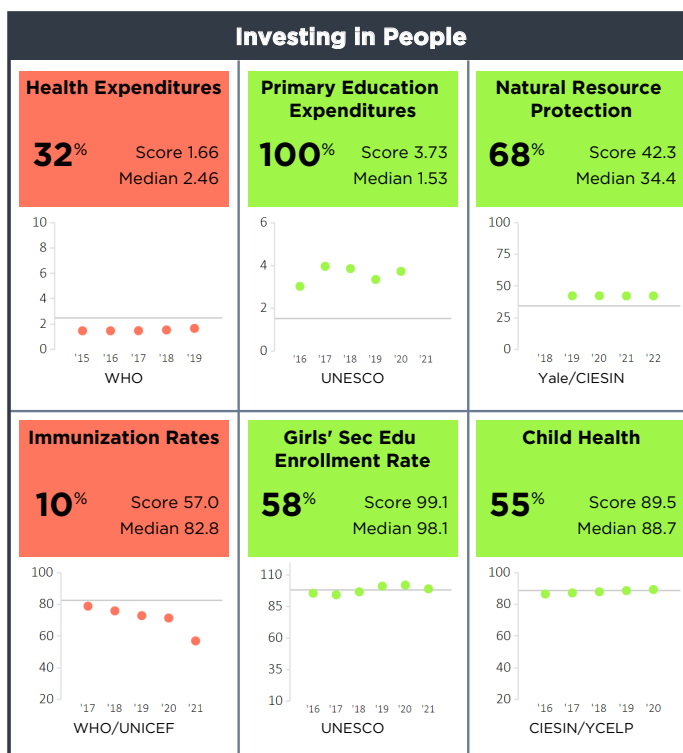
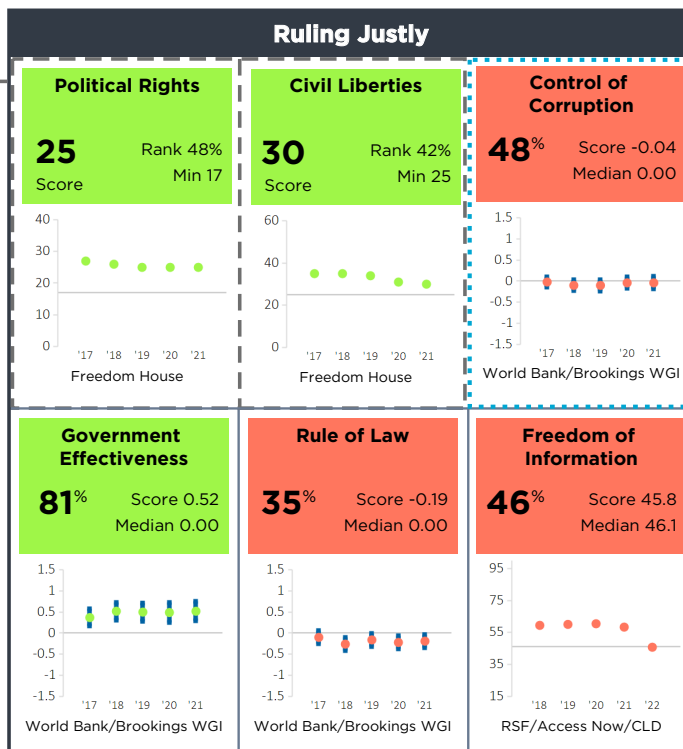
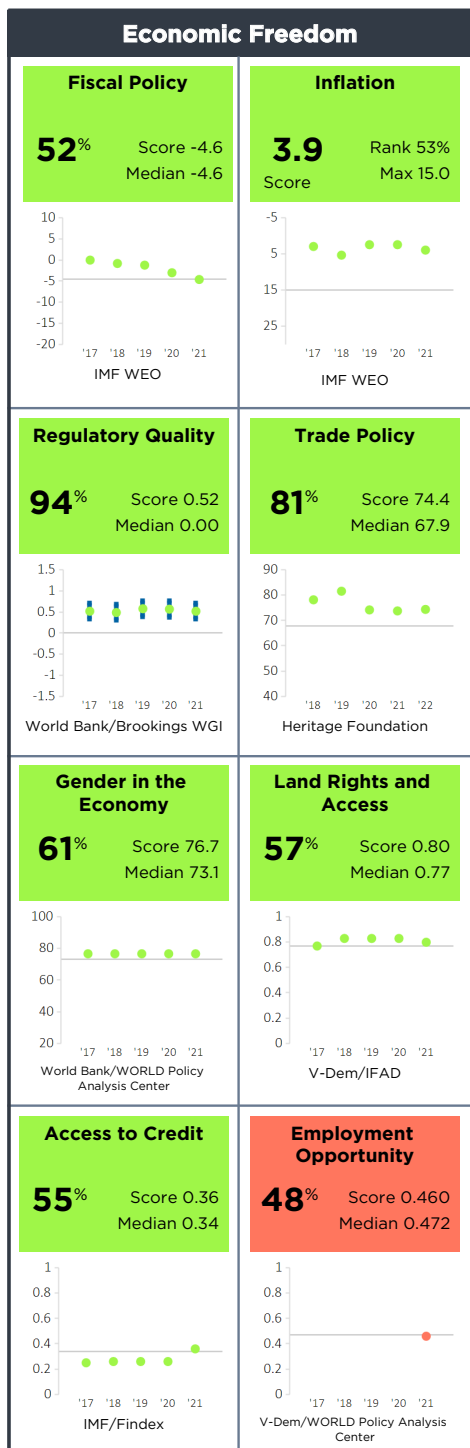
For more information regarding the Millennium Challenge Account Selection Process and these indicators, please consult MCC's website [www.mcc.gov/selection](http://www.mcc.gov/selection)

# Philippines FY23

Population 111,047,000  
 GNI/Cap \$3,640  
 Category GNI/Cap \$2,046 - \$4,255

Half Scorecard Passed ✓  
 Control of Corruption ✗  
 Democratic Rights ✓

Philippines



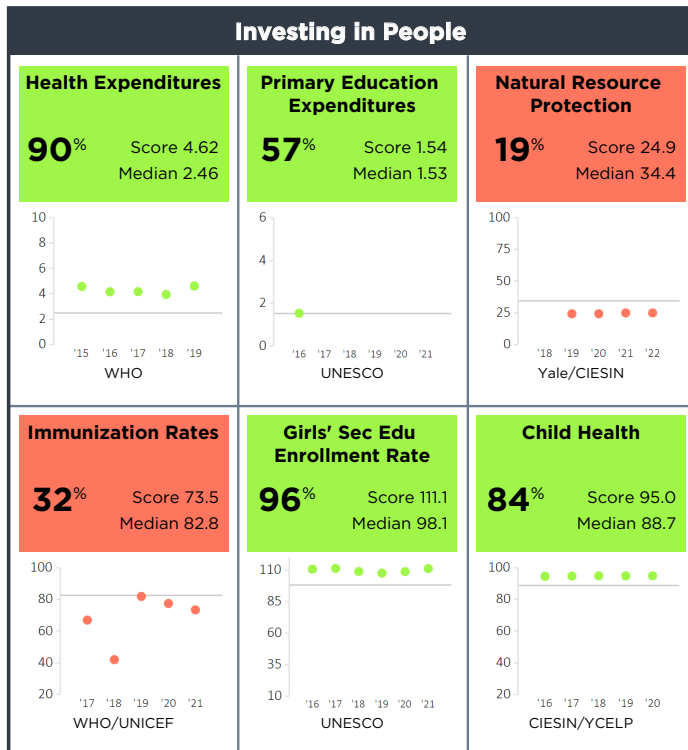
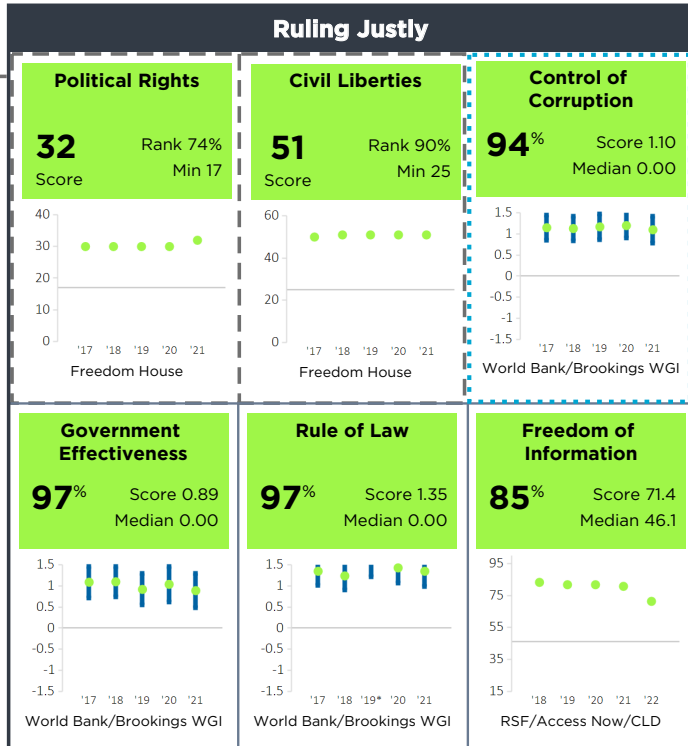
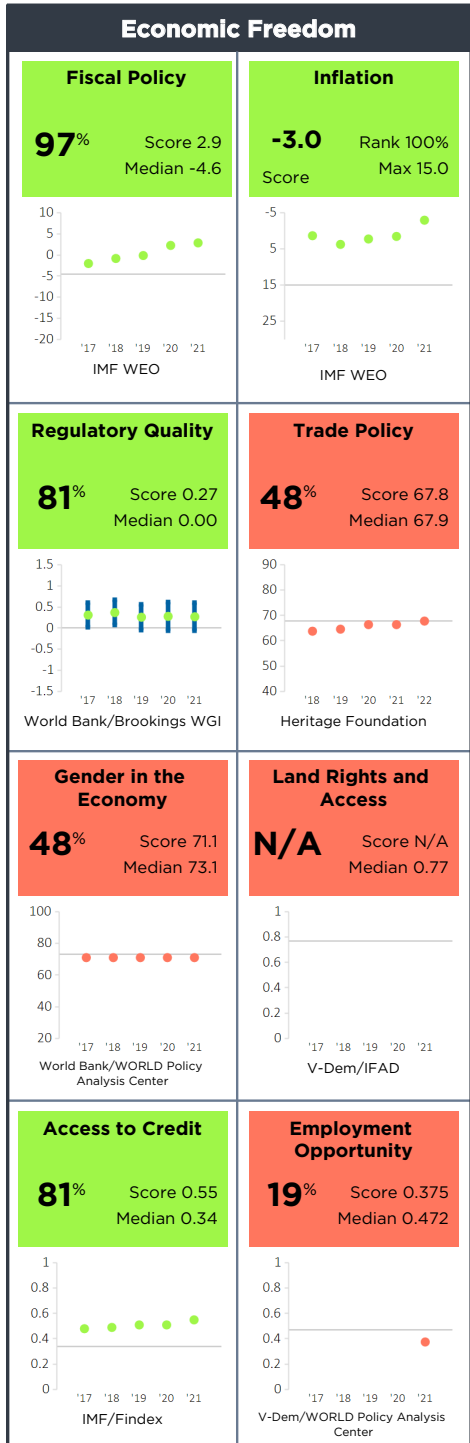
For more information regarding the Millennium Challenge Account Selection Process and these indicators, please consult MCC's website [www.mcc.gov/selection](http://www.mcc.gov/selection)

# Samoa FY23

Population 200,000  
 GNI/Cap \$3,860  
 Category GNI/Cap \$2,046 - \$4,255

Half Scorecard Passed ✓  
 Control of Corruption ✓  
 Democratic Rights ✓

Samoa



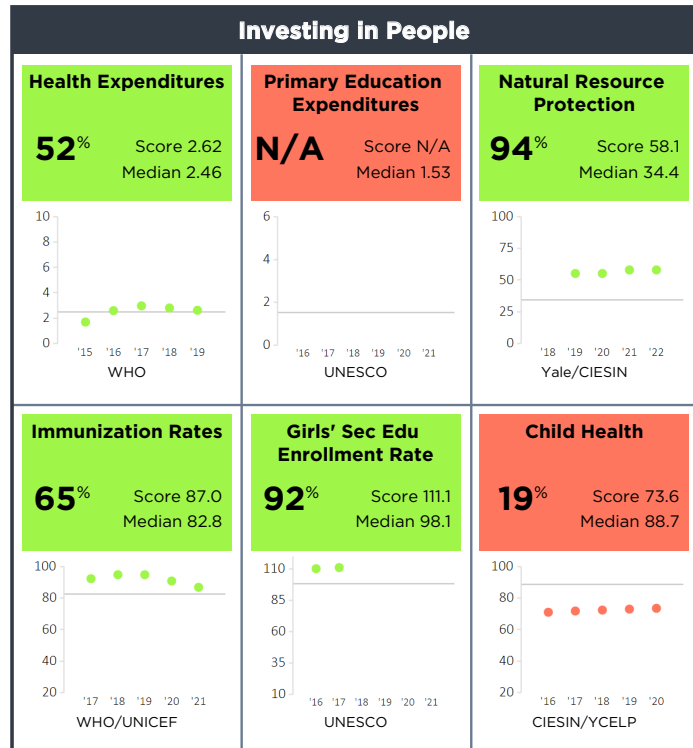
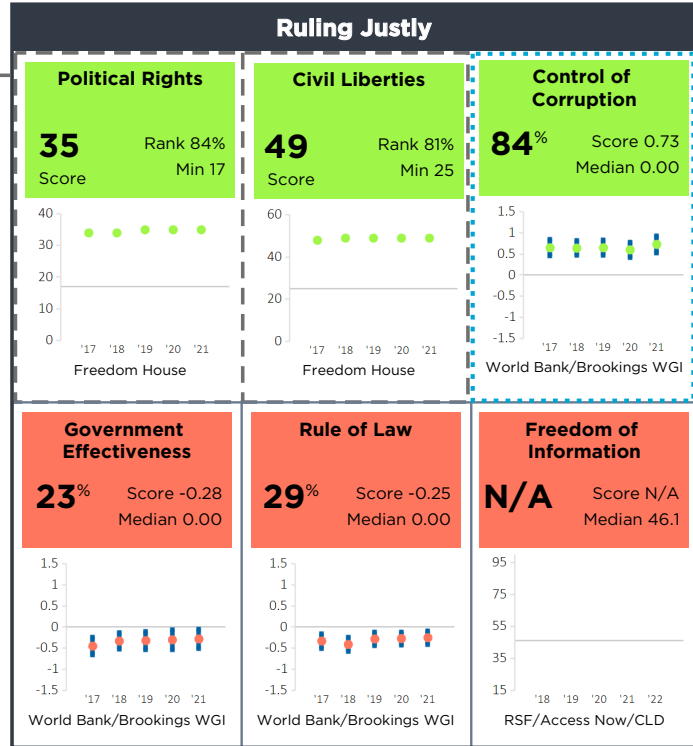
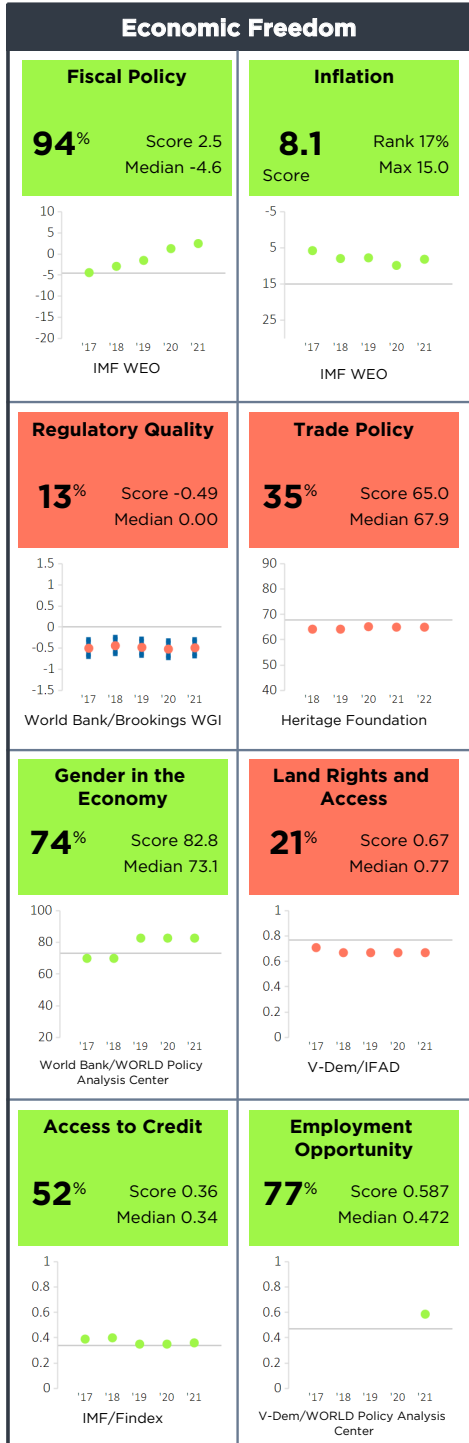
For more information regarding the Millennium Challenge Account Selection Process and these indicators, please consult MCC's website [www.mcc.gov/selection](http://www.mcc.gov/selection)

\* Indicates the country has a score this year, but the score is outside the range of scores shown on the chart.

# São Tomé and Príncipe FY23

Population 223,000  
 GNI/Cap \$2,280  
 Category GNI/Cap \$2,046 - \$4,255

Half Scorecard Passed ✓  
 Control of Corruption ✓  
 Democratic Rights ✓



For more information regarding the Millennium Challenge Account Selection Process and these indicators, please consult MCC's website [www.mcc.gov/selection](http://www.mcc.gov/selection)

São Tomé and Príncipe

# Solomon Islands FY23

Population 704,000  
 GNI/Cap \$2,300  
 Category GNI/Cap \$2,046 - \$4,255

Half Scorecard Passed X

Control of Corruption ✓

Democratic Rights ✓

Solomon Islands

### Economic Freedom

<b>Fiscal Policy</b> <b>74%</b> Score -2.8 Median -4.6 <p>IMF/WEO</p>	<b>Inflation</b> <b>-0.1</b> Rank 97% Score Max 15.0 <p>IMF/WEO</p>
<b>Regulatory Quality</b> <b>26%</b> Score -0.42 Median 0.00 <p>World Bank/Brookings WGI</p>	<b>Trade Policy</b> <b>58%</b> Score 68.6 Median 67.9 <p>Heritage Foundation</p>
<b>Gender in the Economy</b> <b>19%</b> Score 59.4 Median 73.1 <p>World Bank/WORLD Policy Analysis Center</p>	<b>Land Rights and Access</b> <b>18%</b> Score 0.65 Median 0.77 <p>V-Dem/IFAD</p>
<b>Access to Credit</b> <b>3%</b> Score 0.11 Median 0.34 <p>IMF/Findex</p>	<b>Employment Opportunity</b> <b>23%</b> Score 0.382 Median 0.472 <p>V-Dem/WORLD Policy Analysis Center</p>

### Ruling Justly

<b>Political Rights</b> <b>30</b> Rank 68% Score Min 17 <p>Freedom House</p>	<b>Civil Liberties</b> <b>49</b> Rank 81% Score Min 25 <p>Freedom House</p>	<b>Control of Corruption</b> <b>74%</b> Score 0.33 Median 0.00 <p>World Bank/Brookings WGI</p>
<b>Government Effectiveness</b> <b>6%</b> Score -0.46 Median 0.00 <p>World Bank/Brookings WGI</p>	<b>Rule of Law</b> <b>52%</b> Score 0.10 Median 0.00 <p>World Bank/Brookings WGI</p>	<b>Freedom of Information</b> <b>N/A</b> Score N/A Median 46.1 <p>RSF/Access Now/CLD</p>

### Investing in People

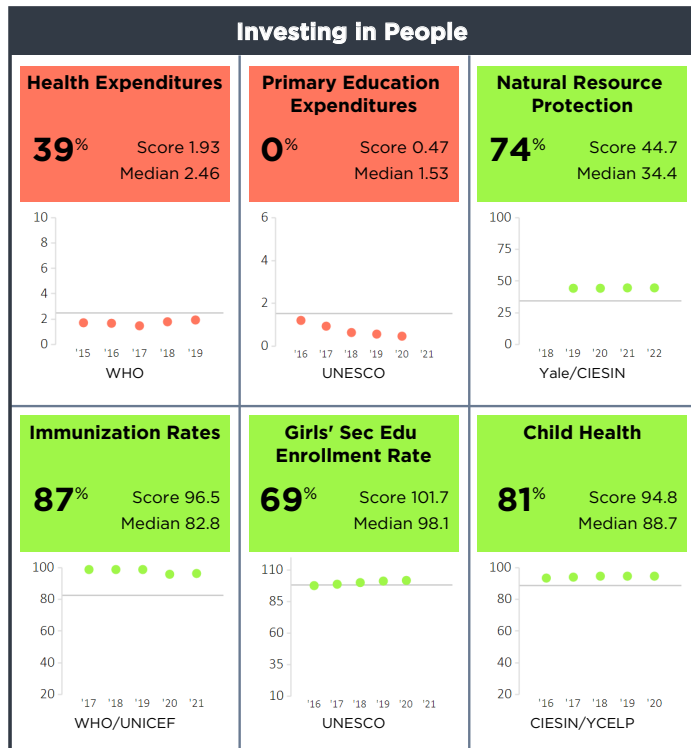
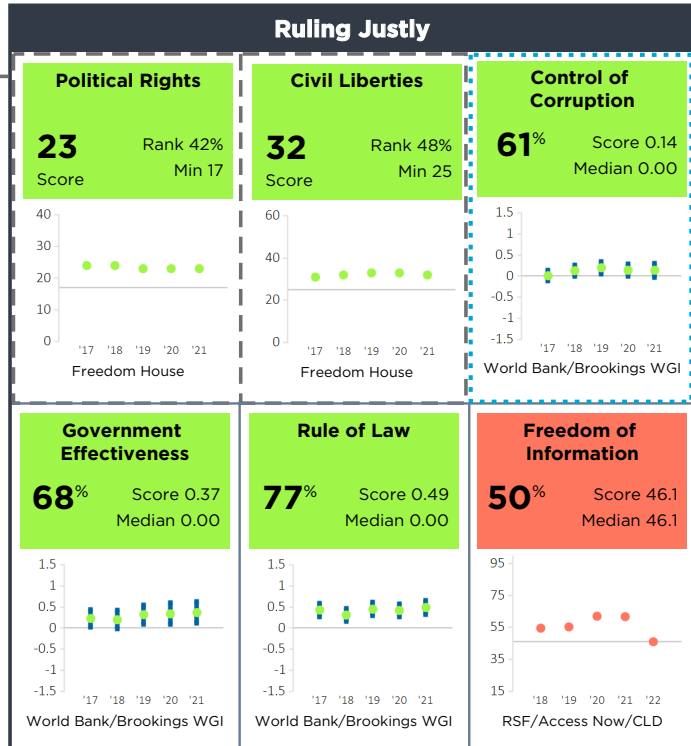
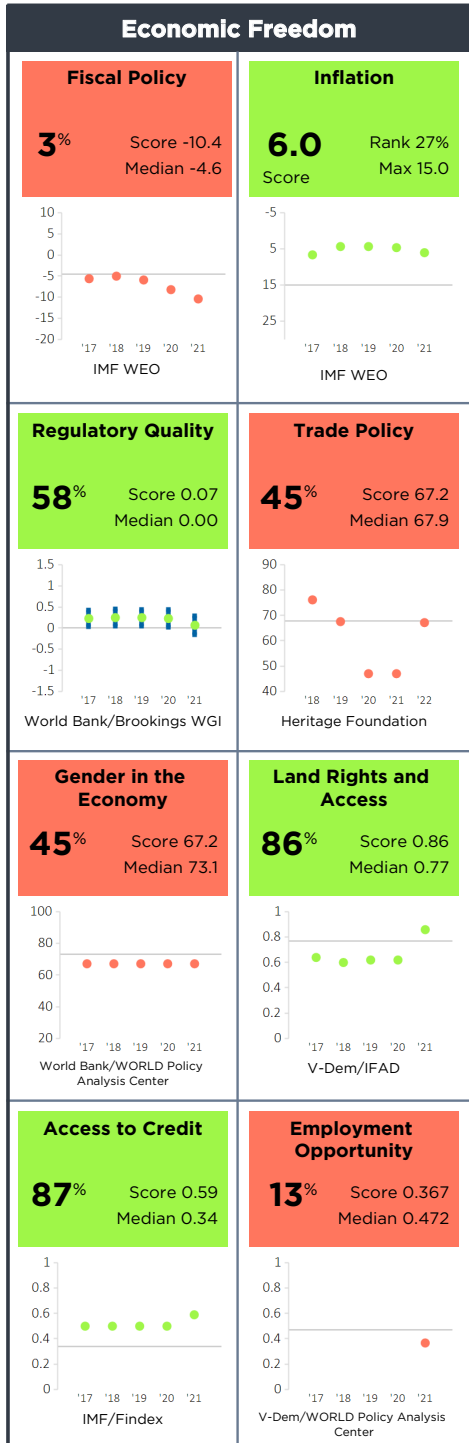
<b>Health Expenditures</b> <b>77%</b> Score 3.57 Median 2.46 <p>WHO</p>	<b>Primary Education Expenditures</b> <b>N/A</b> Score N/A Median 1.53 <p>UNESCO</p>	<b>Natural Resource Protection</b> <b>0%</b> Score 9.7 Median 34.4 <p>Yale/CIESIN</p>
<b>Immunization Rates</b> <b>39%</b> Score 77.0 Median 82.8 <p>WHO/UNICEF</p>	<b>Girls' Sec Edu Enrollment Rate</b> <b>23%</b> Score 76.4 Median 98.1 <p>UNESCO</p>	<b>Child Health</b> <b>13%</b> Score 66.0 Median 88.7 <p>CIESIN/YCELP</p>

For more information regarding the Millennium Challenge Account Selection Process and these indicators, please consult MCC's website [www.mcc.gov/selection](http://www.mcc.gov/selection)

# Sri Lanka FY23

Population 22,156,000  
 GNI/Cap \$3,820  
 Category GNI/Cap \$2,046 - \$4,255

Half Scorecard Passed ✓  
 Control of Corruption ✓  
 Democratic Rights ✓



For more information regarding the Millennium Challenge Account Selection Process and these indicators, please consult MCC's website [www.mcc.gov/selection](http://www.mcc.gov/selection)

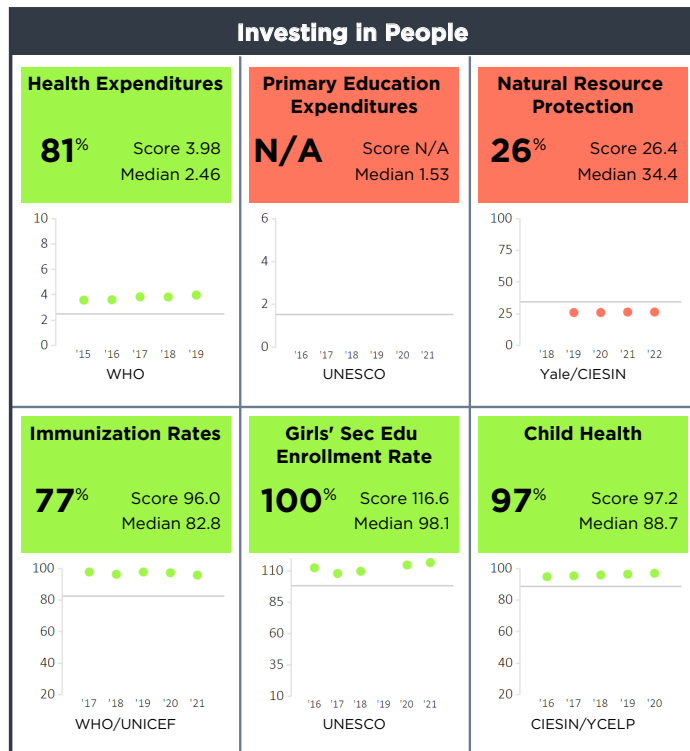
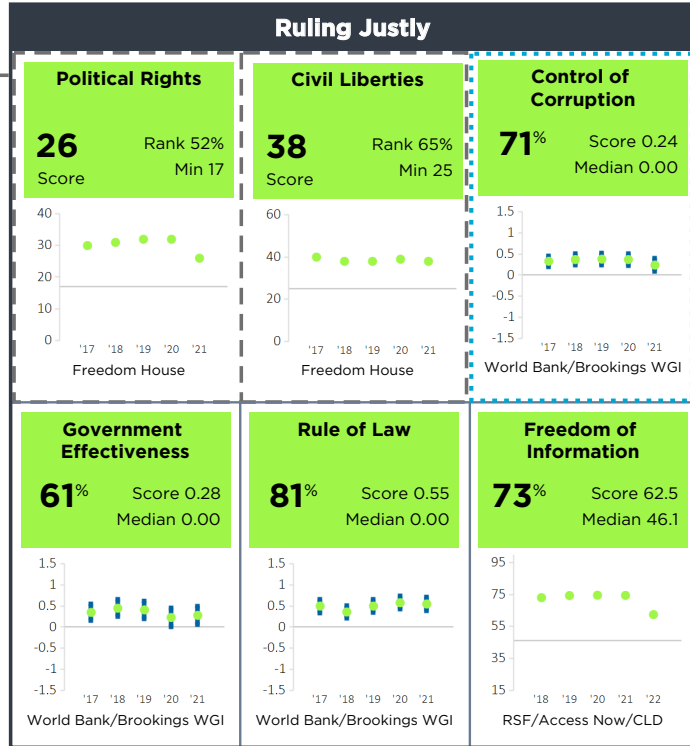
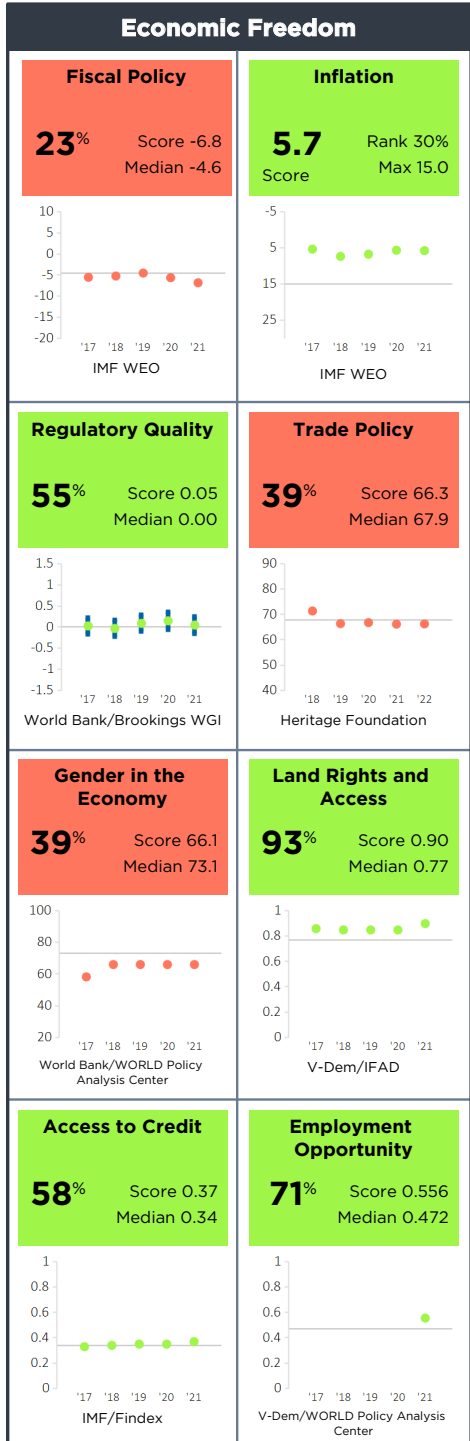
Sri Lanka

# Tunisia FY23

Population 11,936,000  
 GNI/Cap \$3,630  
 Category GNI/Cap \$2,046 - \$4,255

Half Scorecard Passed ✓  
 Control of Corruption ✓  
 Democratic Rights ✓

Tunisia

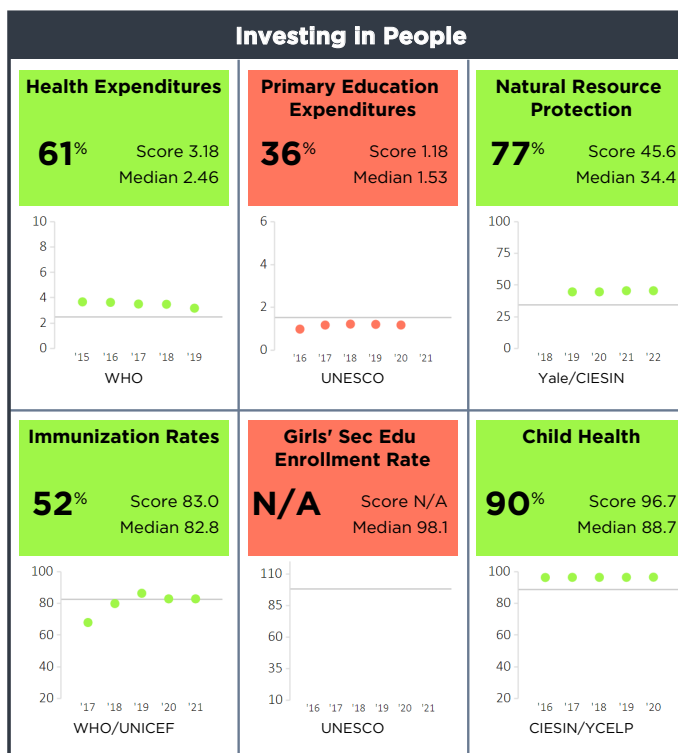
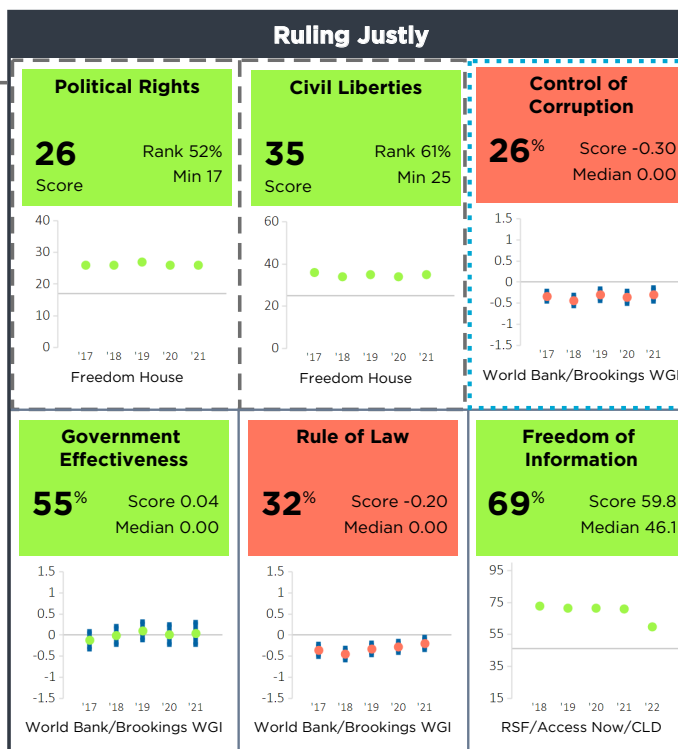
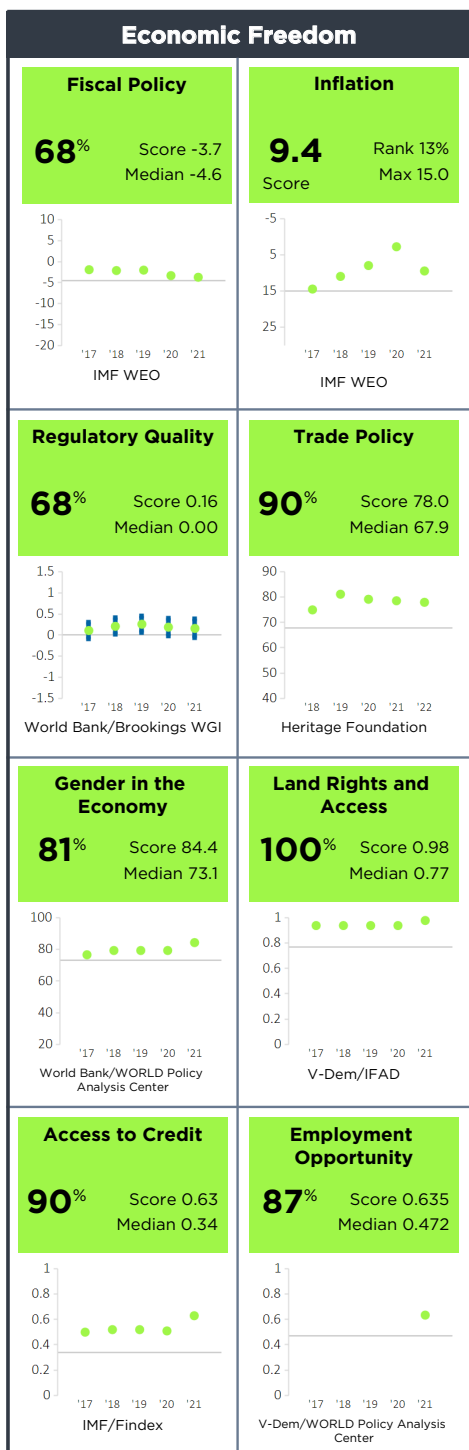


For more information regarding the Millennium Challenge Account Selection Process and these indicators, please consult MCC's website [www.mcc.gov/selection](http://www.mcc.gov/selection)

# Ukraine FY23

Population 43,815,000  
 GNI/Cap \$4,120  
 Category GNI/Cap \$2,046 - \$4,255

Half Scorecard Passed ✓  
 Control of Corruption ✗  
 Democratic Rights ✓



For more information regarding the Millennium Challenge Account Selection Process and these indicators, please consult MCC's website [www.mcc.gov/selection](http://www.mcc.gov/selection)

Ukraine



# Vanuatu FY23

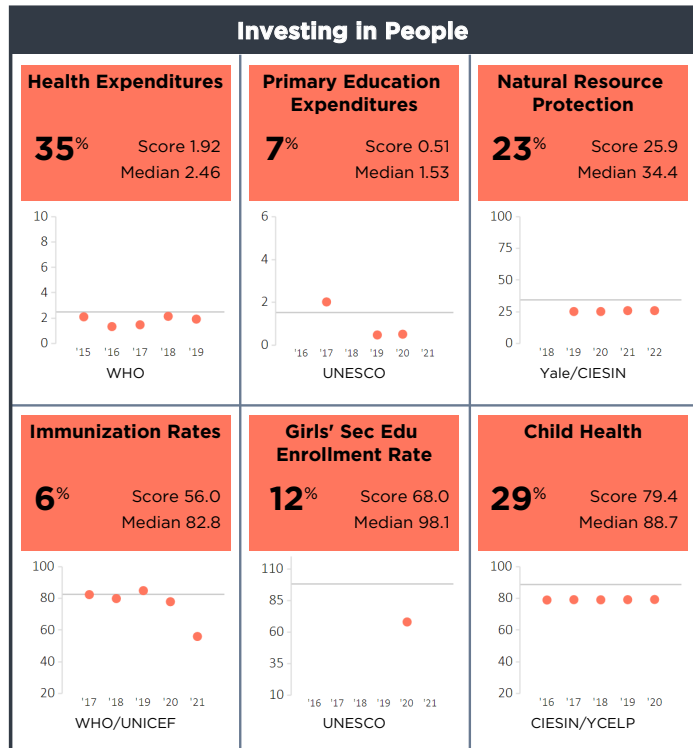
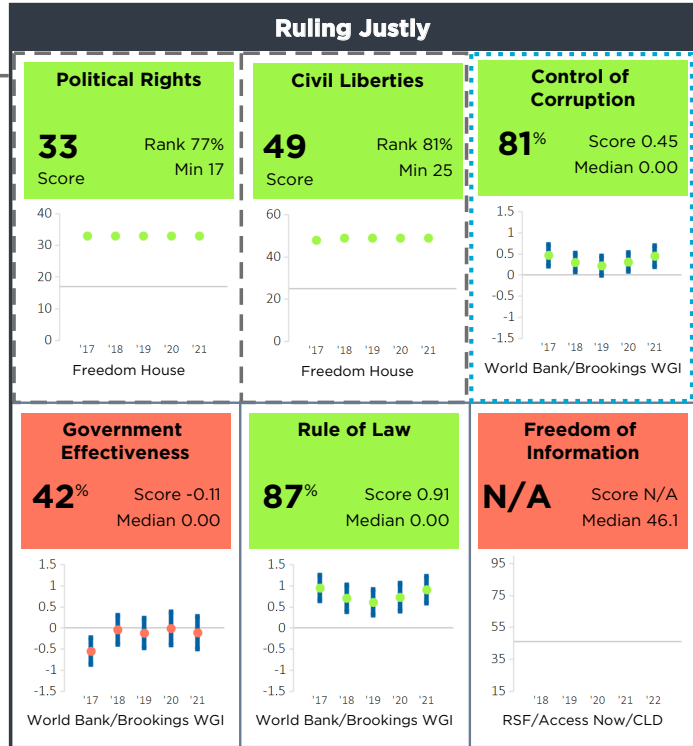
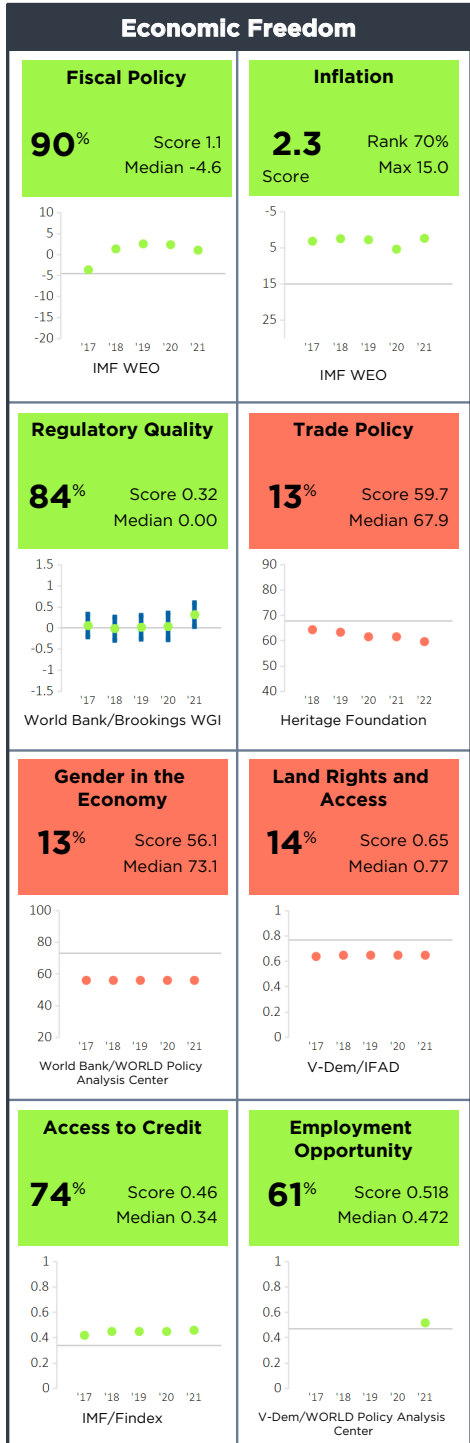
Population 314,000  
 GNI/Cap \$3,140  
 Category GNI/Cap \$2,046 - \$4,255

Half Scorecard Passed **X**

Control of Corruption **✓**

Democratic Rights **✓**

Vanuatu



For more information regarding the Millennium Challenge Account Selection Process and these indicators, please consult MCC's website [www.mcc.gov/selection](http://www.mcc.gov/selection)

# Vietnam FY23

Population 98,169,000  
 GNI/Cap \$3,560  
 Category GNI/Cap \$2,046 - \$4,255

Half Scorecard Passed ✓  
 Control of Corruption ✓  
 Democratic Rights X

### Economic Freedom

<b>Fiscal Policy</b> <b>81%</b> Score -2.3 Median -4.6 IMF WEO	<b>Inflation</b> <b>1.8</b> Rank 80% Score Max 15.0 IMF WEO
<b>Regulatory Quality</b> <b>52%</b> Score 0.04 Median 0.00 World Bank/Brookings WGI	<b>Trade Policy</b> <b>97%</b> Score 79.4 Median 67.9 Heritage Foundation
<b>Gender in the Economy</b> <b>81%</b> Score 84.4 Median 73.1 World Bank/WORLD Policy Analysis Center	<b>Land Rights and Access</b> <b>25%</b> Score 0.68 Median 0.77 V-Dem/IFAD
<b>Access to Credit</b> <b>10%</b> Score 0.17 Median 0.34 IMF/Findex	<b>Employment Opportunity</b> <b>10%</b> Score 0.365 Median 0.472 V-Dem/WORLD Policy Analysis Center

### Ruling Justly

<b>Political Rights</b> <b>3</b> Rank 6% Score Min 17 Freedom House	<b>Civil Liberties</b> <b>16</b> Rank 10% Score Min 25 Freedom House	<b>Control of Corruption</b> <b>68%</b> Score 0.19 Median 0.00 World Bank/Brookings WGI
<b>Government Effectiveness</b> <b>87%</b> Score 0.73 Median 0.00 World Bank/Brookings WGI	<b>Rule of Law</b> <b>68%</b> Score 0.31 Median 0.00 World Bank/Brookings WGI	<b>Freedom of Information</b> <b>4%</b> Score 30.1 Median 46.1 RSF/Access Now/CLD

### Investing in People

<b>Health Expenditures</b> <b>48%</b> Score 2.30 Median 2.46 WHO	<b>Primary Education Expenditures</b> <b>N/A</b> Score N/A Median 1.53 UNESCO	<b>Natural Resource Protection</b> <b>16%</b> Score 24.3 Median 34.4 Yale/CIESIN
<b>Immunization Rates</b> <b>58%</b> Score 86.0 Median 82.8 WHO/UNICEF	<b>Girls' Sec Edu Enrollment Rate</b> <b>88%</b> Score 106.9 Median 98.1 UNESCO	<b>Child Health</b> <b>77%</b> Score 93.3 Median 88.7 CIESIN/YCELP

For more information regarding the Millennium Challenge Account Selection Process and these indicators, please consult MCC's website [www.mcc.gov/selection](http://www.mcc.gov/selection)

Vietnam





# Reducing Poverty Through Growth



MILLENNIUM  
CHALLENGE CORPORATION

UNITED STATES OF AMERICA

1099 14th Street NW | Suite 700  
Washington, DC 20005-3550  
[www.mcc.gov](http://www.mcc.gov)