


2022 Country Scorebook



MILLENNIUM
CHALLENGE CORPORATION
UNITED STATES OF AMERICA

2022 Country Scorebook



MILLENNIUM
CHALLENGE CORPORATION

Reducing Poverty Through Growth

Contents

Introduction to the Millennium Challenge Account.....	1
About This Scorebook	1
Indicators—What They Measure.....	3
Ruling Justly.....	3
Investing in People.....	4
Encouraging Economic Freedom.....	5
Reading the Scores—A Reference Guide	6

Country Index

Afghanistan	8
Algeria	58
Angola	59
Bangladesh.....	60
Belize.....	61
Benin.....	9
Bhutan	62
Bolivia.....	63
Burkina Faso.....	10
Burma	11
Burundi	12
Cabo Verde	64
Cambodia.....	13
Cameroon.....	14
Central African Republic.....	15
Chad.....	16
Comoros.....	17
Congo, Dem. Rep.	18
Congo, Rep.	19
Côte d’Ivoire.....	65
Djibouti	66
Egypt, Arab Rep.....	67
El Salvador	68
Eritrea	20
Eswatini.....	69
Ethiopia	21
Gambia	22
Ghana	70

Guinea	23
Guinea-Bissau	24
Haiti	25
Honduras	71
India	26
Indonesia.....	72
Iran.....	73
Kenya	27
Kiribati.....	74
Korea, Dem. Rep	28
Kyrgyz Republic.....	29
Lao PDR	75
Lesotho.....	30
Liberia.....	31
Madagascar	32
Malawi	33
Mali	34
Mauritania	35
Micronesia, Fed. Sts.....	76
Mongolia	77
Morocco	78
Mozambique	36
Nepal.....	37
Nicaragua.....	38
Niger	39
Nigeria	79
Pakistan	40
Papua New Guinea	80
Philippines	81

Rwanda.....	41
Samoa	82
São Tomé and Príncipe	83
Senegal.....	42
Sierra Leone	43
Solomon Islands	84
Somalia.....	44
South Sudan	45
Sri Lanka	85
Sudan	46
Syrian Arab Republic.....	47
Tajikistan.....	48
Tanzania.....	49
Timor-Leste	50
Togo	51
Tunisia	86
Uganda	52
Ukraine.....	87
Uzbekistan	53
Vanuatu	88
Vietnam	89
Yemen, Rep	54
Zambia	55
Zimbabwe	56

Introduction to the Millennium Challenge Account

Established in 2004, the Millennium Challenge Account (MCA) is an innovative foreign assistance program designed to reduce poverty in developing countries through sustainable economic growth. As an independent U.S. Government agency, the Millennium Challenge Corporation (MCC) administers the MCA funds that are provided annually by Congress. MCC is managed by a Chief Executive Officer (CEO) with oversight from a Board of Directors. The Board is composed of five public sector members—the Secretary of State, Secretary of the Treasury, U.S. Trade Representative, Administrator of the U.S. Agency for International Development, and MCC’s CEO—and four private sector members appointed by the President and confirmed by the U.S. Senate. MCC draws its diverse staff from various U.S. Government agencies, the private sector, universities, international development agencies, and non-governmental organizations.

Every year, the MCC Board of Directors meets to select countries as eligible to develop a proposal for MCA assistance (see box describing MCC’s assistance programs). Recognizing that development is achieved by a country’s own efforts, policies, and people, MCC’s assistance offers selected countries an opportunity to identify their own priorities for achieving sustainable economic growth and poverty reduction. Once selected as eligible, a country conducts an economic analysis and undertakes the process of developing a proposal for funding in broad consultation with its own citizens. MCC teams work in partnership with eligible countries to refine their compact proposals in order to ensure the programs’ focus on poverty reduction through sustainable economic growth. Proposed compacts also describe how the country plans to manage and implement its MCA program, including how it will ensure financial accountability, transparency, and fair and open procurement, as well as how it will measure results.

About This Scorebook

The 2022 Country Performance Scorebook is the nineteenth publication of country performance data since the establishment of MCC. The Scorebook presents information on country performance on independent and transparent indicators developed by third-parties that measure countries’ demonstrated commitment to just and democratic governance, investments in the people of a country, and economic freedom. These indicators inform the Board of Directors, MCC staff, Congress, and the Administration of candidate countries’ broad policy framework for encouraging poverty reduction through economic growth. We hope this can also be a tool for citizens, civil society organizations, journalists, the private sector, and governments around the world to monitor performance and advocate for continued policy reform.

This year’s Scorebook includes data on 81 countries (66 candidates and 15 countries that meet the income parameters for candidacy but are statutorily prohibited from receiving assistance), including countries that were eligible in previous years for compact or threshold assistance. A country is determined to be a candidate for MCA funding if its per capita income falls within predetermined parameters set by Congress and if it is not subject to certain restrictions on U.S. foreign assistance.

For Fiscal Year 2022 (FY22), MCC is continuing to use the historical ceiling for eligibility as set by the World Bank’s International Development Association (IDA) to divide the 81 countries into two income groups for the purpose of comparative analysis on the policy performance indicators. These two income

Compact & Threshold Countries

An MCC compact is a multi-year agreement between MCC and an eligible country to fund specific programs targeted at reducing poverty and stimulating economic growth. MCC has signed 38 compacts with 29 countries worth more than \$12 billion with Armenia, Benin, Burkina Faso, Cabo Verde, Côte d'Ivoire, El Salvador, Georgia, Ghana, Honduras, Indonesia, Jordan, Lesotho, Liberia, Madagascar, Malawi, Mali, Moldova, Mongolia, Morocco, Mozambique, Namibia, Nepal, Nicaragua, Niger, Philippines, Senegal, Tanzania, Vanuatu, and Zambia. MCC is developing compacts with Indonesia, Kosovo, Lesotho, Malawi, Mozambique, Sierra Leone, Timor-Leste, and Tunisia, and concurrent compacts with Benin, Burkina Faso, Côte d'Ivoire, and Niger.

To provide a further incentive for policy reform, Congress also established the threshold program for countries that demonstrate a significant commitment to meeting the eligibility criteria but do not qualify for MCC compact assistance. Threshold assistance helps countries improve their policy environment to help build a strong foundation and to help them qualify for compact assistance. To date, MCC has signed threshold agreements totaling more than \$640 million with the following countries: Albania, Burkina Faso, Guatemala, Guyana, Honduras, Indonesia, Jordan, Kenya, Kosovo, Kyrgyz Republic, Liberia, Malawi, Moldova, Niger, Paraguay, Peru, Philippines, Rwanda, São Tomé and Príncipe, Sierra Leone, Tanzania, Timor-Leste, Togo, Uganda, Ukraine, and Zambia. MCC is developing threshold programs with Kenya, Kiribati, Solomon Islands, and The Gambia.

groups include: 1) countries whose GNI per capita is less than or equal to \$1,965 in FY22 and 2) those countries whose GNI per capita falls between \$1,966 and \$4,095 in FY22.¹

In selecting compact and threshold eligible countries, MCC's Board evaluates: 1) candidate countries' performance on the policy indicators, 2) the opportunity for economic growth and poverty reduction, and 3) the availability of funds. If MCC has worked with a country on a previous threshold program or compact, MCC's Board also takes into consideration performance on the initial program.

To judge performance on the policy indicators, the Board will consider whether a country performs above the median or absolute threshold on at least half of the indicators, above the median on the *Control of Corruption* indicator, and above the absolute threshold on either the *Civil Liberties* or *Political Rights* indicators. Indicators with absolute thresholds in lieu of a median include a) *Inflation*, on which a country's inflation rate must be under a fixed ceiling of 15 percent; b) *Immunization Rates*, on which a country must have immunization coverage above 90% or the median, whichever is lower; c) *Political Rights*, on which countries must score above 17; and d) *Civil Liberties*, on which countries must score above 25. The Board will also take into consideration whether a country performs substantially worse in any category (*Ruling Justly*, *Investing in People*, or *Economic Freedom*) than they do on the overall scorecard. While the indicator methodology is the predominant basis for determining which countries will be eligible for MCA assistance, the Board may also consider supplemental information and take into account factors such as time lags and gaps in the data used to determine indicator scores.

¹ All GNI per capita estimates in this Scorebook are from the World Bank's July 1, 2021 publication entitled "Gross National Income per Capita 2020" and utilize the Atlas method estimates.

Indicators—What They Measure

The 2022 Country Performance Scorebook measures performance on the policy criteria mandated in MCC’s authorizing legislation. By using information collected from independent third-party sources, MCC’s country selection process allows for an objective, comparable analysis across candidate countries. Data sources relied upon to produce this Scorebook are determined by the Board of Directors and are subject to change annually. Candidate countries may regularly consult with the indicator institutions regarding their performance to identify opportunities for reform and to raise questions about the data.

As a rule, MCC relies on indicators that:

- ★ are developed by an independent third party;
- ★ use an analytically-rigorous methodology and objective, high quality data;
- ★ are publicly available;
- ★ have broad country coverage among MCC candidate countries;
- ★ are comparable across countries;
- ★ have a clear theoretical or empirical link to economic growth and poverty reduction;
- ★ are policy-linked, i.e. measure factors that governments can influence; and
- ★ have broad consistency in results from year to year.

The following indicators are measured by MCC in the three categories of *Ruling Justly*, *Investing in People*, and *Encouraging Economic Freedom*.

Ruling Justly

These indicators measure just and democratic governance, including a country’s demonstrated commitment to promoting political pluralism, equality, and the rule of law; respecting human and civil rights; protecting private property rights; encouraging transparency and accountability of government; and combating corruption.

- ★ **Civil Liberties** – Independent experts rate countries on: freedom of expression; association and organizational rights; rule of law and human rights; and personal autonomy and economic rights, among other things. *Source: Freedom House*
- ★ **Political Rights** – Independent experts rate countries on: the prevalence of free and fair elections of officials with real power; the ability of citizens to form political parties that may compete fairly in elections; freedom from domination by the military, foreign powers, totalitarian parties, religious hierarchies and economic oligarchies; and the political rights of minority groups, among other things. *Source: Freedom House*

MCC Investments

Countries partnering with MCC undertake an economic analysis and engage in a consultation process with their citizens and the private sector to discuss how they can best use MCC funding to overcome barriers to poverty reduction and stimulate economic growth. Many countries have identified improvements to roads, ports, and railroads as vital to improving access to markets, schools, and health clinics for their people. Other countries have proposed building industrial parks, trade schools, and small business centers, and making improvements to water and sanitation services. For others, land tenure and agriculture projects, micro-lending credit programs, and improvements to irrigation systems are identified as priorities to reduce rural poverty.

- ★ **Freedom of Information** – Measures the legal and practical steps taken by a government to enable or allow information to move freely through society; this includes measures of press freedom, national freedom of information laws, and the extent to which a country is shutting down the internet or social media. *Source: Access Now / Centre for Law and Democracy / Reporters Without Borders*
- ★ **Government Effectiveness** – An index of surveys and expert assessments that rate countries on: the quality of public service provision; civil servants’ competency and independence from political pressures; and the government’s ability to plan and implement sound policies, among other things. *Source: World Bank/Brookings Institution’s Worldwide Governance Indicators*
- ★ **Rule of Law** – An index of surveys and expert assessments that rate countries on: the extent to which the public has confidence in and abides by the rules of society; the incidence and impact of violent and nonviolent crime; the effectiveness, independence, and predictability of the judiciary; the protection of property rights; and the enforceability of contracts, among other things. *Source: World Bank/Brookings Institution’s Worldwide Governance Indicators*
- ★ **Control of Corruption** – An index of surveys and expert assessments that rate countries on: “grand corruption” in the political arena; the frequency of petty corruption; the effects of corruption on the business environment; and the tendency of elites to engage in “state capture,” among other things. *Source: World Bank/Brookings Institution’s Worldwide Governance Indicators*

Investing in People

These indicators measure investments in the promotion of broad-based primary education, strengthened capacity to provide quality public health, the reduction of child mortality, and the sustainable management of natural resources.

- ★ **Public Expenditure on Health** – Total expenditures on health by government at all levels divided by gross domestic product (GDP). *Source: The World Health Organization (WHO)*
- ★ **Immunization Rates** – The average of DPT3 and measles immunization coverage rates for the most recent year available. *Source: WHO and the United Nations Children’s Fund (UNICEF)*
- ★ **Public Expenditure on Primary Education** – Total expenditures on primary education by government at all levels divided by GDP. *Source: The United Nations Educational, Scientific and Cultural Organization (UNESCO) Institute of Statistics and National Governments*
- ★ **Girls’ Primary Completion Rate** – The number of female students enrolled in the last grade of primary education minus repeaters divided by the population in the relevant age cohort (gross intake ratio in the last grade of primary). *Source: UNESCO Institute of Statistics and National Governments*
- ★ **Girls’ Secondary Education** – The number of female pupils enrolled in lower secondary school, regardless of age, expressed as a percentage of the population of females in the theoretical age group for lower secondary education. Countries with a GNI per capita between \$1,966 and \$4,095 will be assessed on this indicator instead of Girls Primary Completion Rates. *Source: UNESCO Institute of Statistics and National Governments*
- ★ **Natural Resource Protection** – Assesses whether countries are protecting up to 17 percent of all their biomes (e.g., deserts, tropical rainforests, grasslands, savannas and tundra). *Source: The Center for International Earth Science Information Network and the Yale Center for Environmental Law and Policy*
- ★ **Child Health** – An index made up of three indicators: access to improved water, access to improved sanitation, and child (ages 1-4) mortality. *Source: The Center for International Earth Science Information Network and the Yale Center for Environmental Law and Policy*

Encouraging Economic Freedom

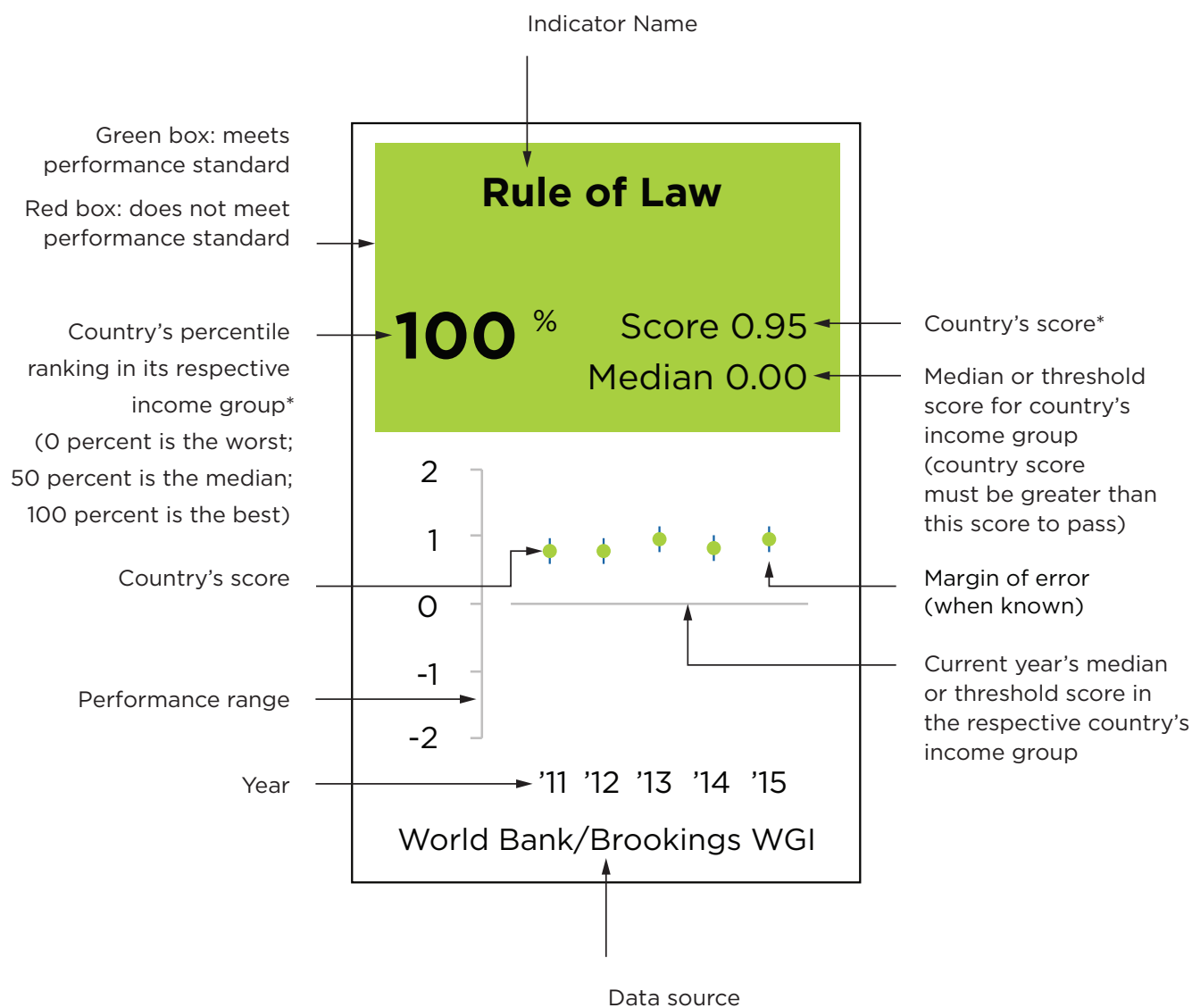
These indicators measure the extent to which a government encourages economic freedom, including a demonstrated commitment to economic policies that: encourage individuals and firms to participate in global trade and international capital markets, promote private sector growth and the sustainable management of natural resources, and strengthen market forces in the economy.

- ★ **Inflation** – The most recent average annual change in consumer prices. *Source: The International Monetary Fund's (IMF) World Economic Outlook Database*
- ★ **Fiscal Policy** – General government net lending/borrowing as a percent of GDP, averaged over a three-year period. Net lending/borrowing is calculated as revenue minus total expenditure. *Source: The IMF's World Economic Outlook Database*
- ★ **Business Start-Up** – An index that rates countries based on surveys of firms on the time to obtain an operating license and whether permits and licenses are the biggest obstacle to business. *Source: World Bank Enterprise Surveys*
- ★ **Trade Policy** – A measure of a country's openness to international trade based on weighted average tariff rates and non-tariff barriers to trade. *Source: The Heritage Foundation's Index of Economic Freedom*
- ★ **Regulatory Quality** – An index of surveys and expert assessments that rate countries on: the burden of regulations on business; price controls; the government's role in the economy; and foreign investment regulation, among other areas. *Source: World Bank/Brookings Institution's Worldwide Governance Indicators*
- ★ **Land Rights and Access** – An index that rates countries on the extent to which the institutional, legal, and market framework provides secure land tenure and equitable access to land in rural areas and the extent to which men and women have the right to private property in practice and in law. *Source: The International Fund for Agricultural Development and Varieties of Democracy Index*
- ★ **Access to Credit** – An index that ranks countries based on access and use of formal and informal financial services as measured by the number of bank branches and ATMs per 100,000 adults and the share of adults that have an account at a formal or informal financial institution. *Source: Financial Development Index (International Monetary Fund) and Findex (World Bank)*
- ★ **Gender in the Economy** – An index that measures the extent to which laws provide men and women equal capacity to generate income or participate in the economy, including factors such as the capacity to access institutions, get a job, register a business, sign a contract, open a bank account, choose where to live, to travel freely, property rights protections, protections against domestic violence, and child marriage, among others. *Source: Women, Business, and the Law (World Bank) and the WORLD Policy Analysis Center (UCLA)*

Reading the Scores—A Reference Guide

Every year each MCC candidate country receives a scorecard assessing performance in three policy categories: *Ruling Justly*, *Investing in People*, and *Encouraging Economic Freedom*.

For more information regarding the MCC Selection Process and these indicators, please visit MCC's website at www.mcc.gov/selection



*For the Political Rights, Civil Liberties, Inflation, and Immunization Rates (when the median is above 90%) indicators, the score and percent ranking are reversed due to those indicators operating on a minimum or maximum-score system rather than a median-based system.

Part 1:

Scorecards for Countries with GNI/capita \leq \$1,965



Afghanistan FY22

Population 38,928,000

GNI/Cap \$500

Category GNI/Cap ≤ \$1,965

Half Scorecard Passed X

Control of Corruption X

Democratic Rights X

Afghanistan



For more information regarding the Millennium Challenge Account Selection Process and these indicators, please consult MCC's website www.mcc.gov/selection

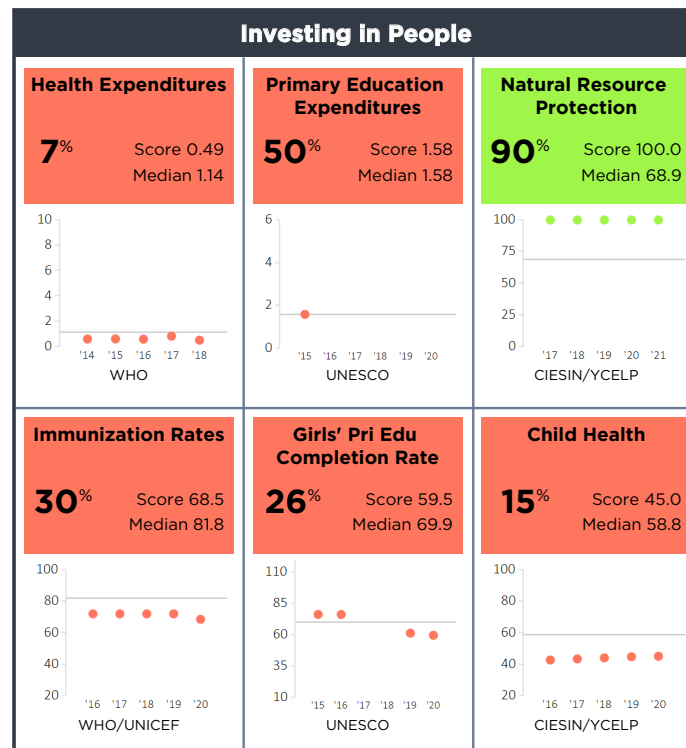
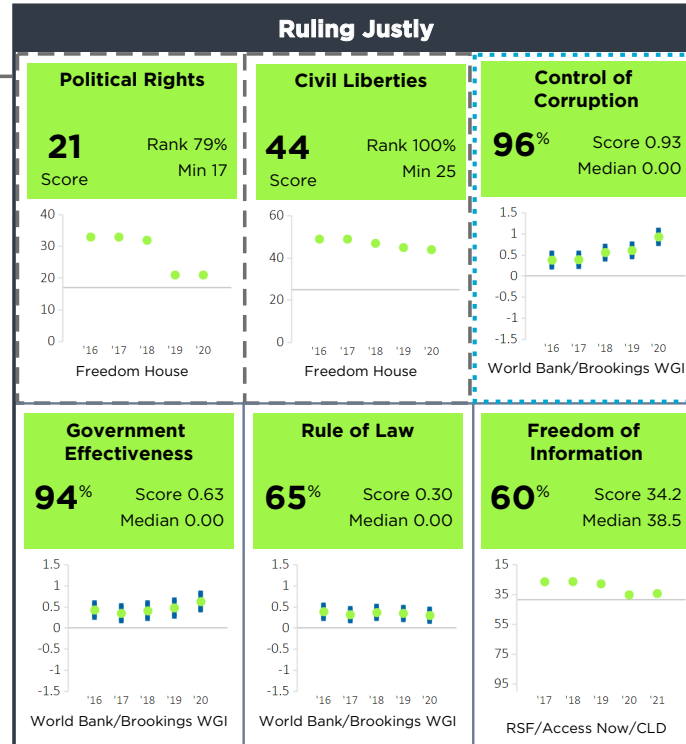
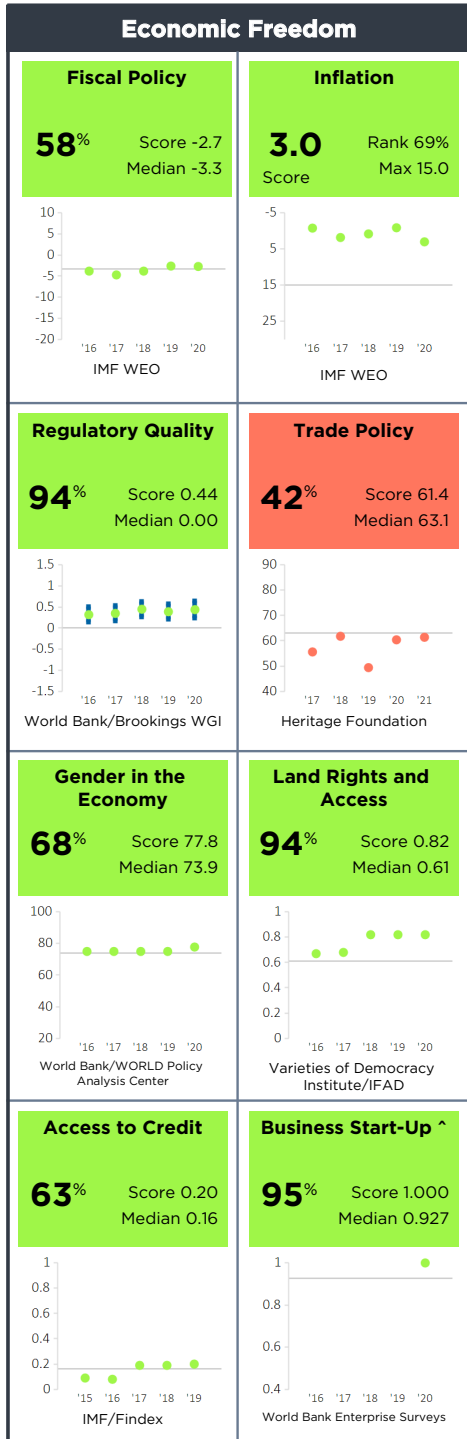
^ Visit www.mcc.gov/db-fy22 to learn how MCC is responding to the cancellation of the Doing Business Report and considerations for Business Start-Up this year.

Benin FY22

Population 12,123,000

GNI/Cap \$1,280

Category GNI/Cap ≤ \$1,965

Half Scorecard Passed ☒Control of Corruption ☒Democratic Rights ☒

^ Visit www.mcc.gov/db-fy22 to learn how MCC is responding to the cancellation of the Doing Business Report and considerations for Business Start-Up this year.

Benin

Burkina Faso FY22

Population 20,903,000

GNI/Cap \$790

Category GNI/Cap ≤ \$1,965

Half Scorecard Passed ✓

Control of Corruption ✓

Democratic Rights ✓

Burkina Faso



For more information regarding the Millennium Challenge Account Selection Process and these indicators, please consult MCC's website www.mcc.gov/selection

^ Visit www.mcc.gov/db-fy22 to learn how MCC is responding to the cancellation of the Doing Business Report and considerations for Business Start-Up this year.

Burma FY22

Population 54,410,000

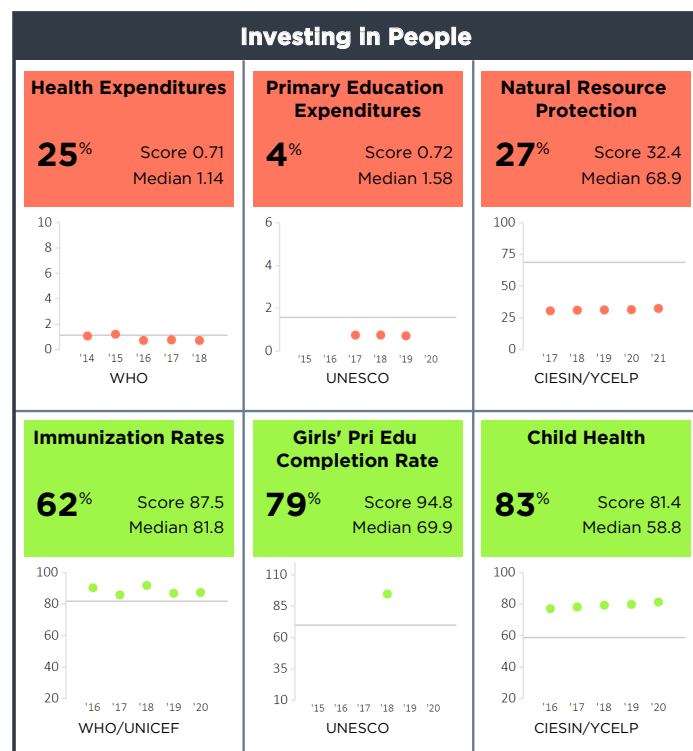
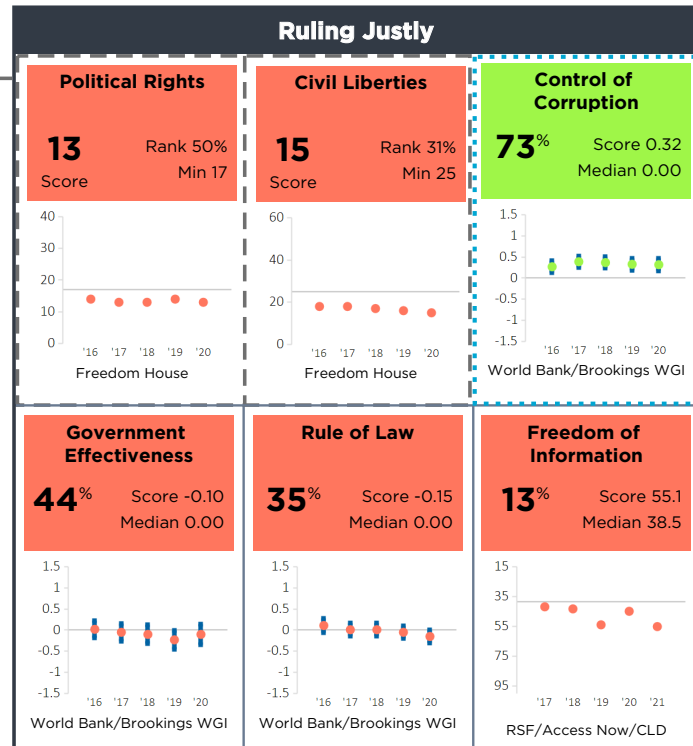
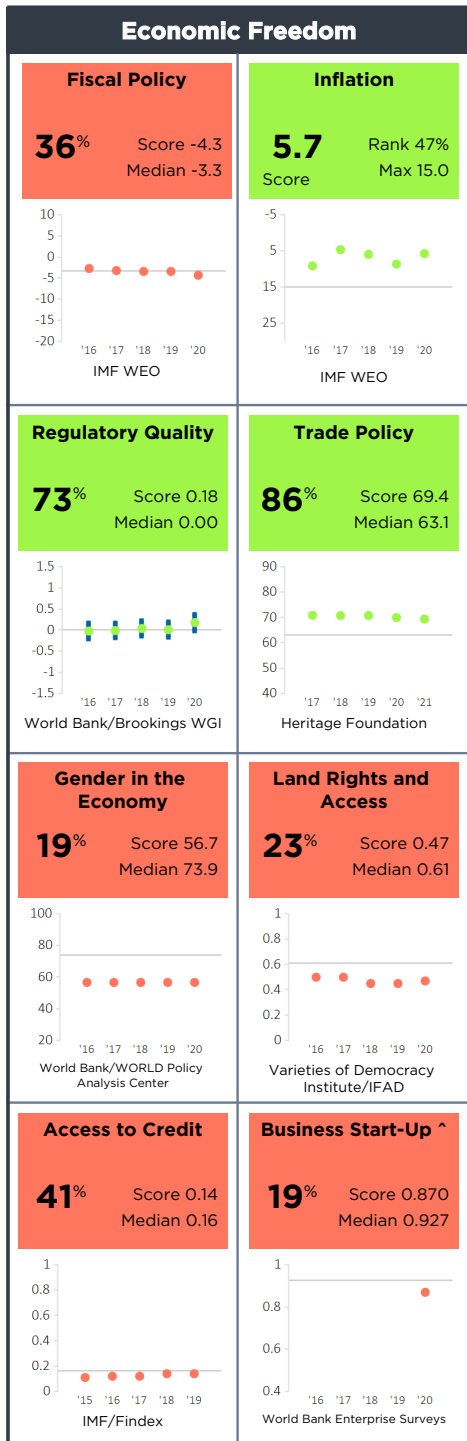
GNI/Cap \$1,260

Category GNI/Cap ≤ \$1,965

Half Scorecard Passed X

Control of Corruption ✓

Democratic Rights X



^ Visit www.mcc.gov/db-fy22 to learn how MCC is responding to the cancellation of the Doing Business Report and considerations for Business Start-Up this year.

Burundi FY22

Population 11,891,000

GNI/Cap \$270

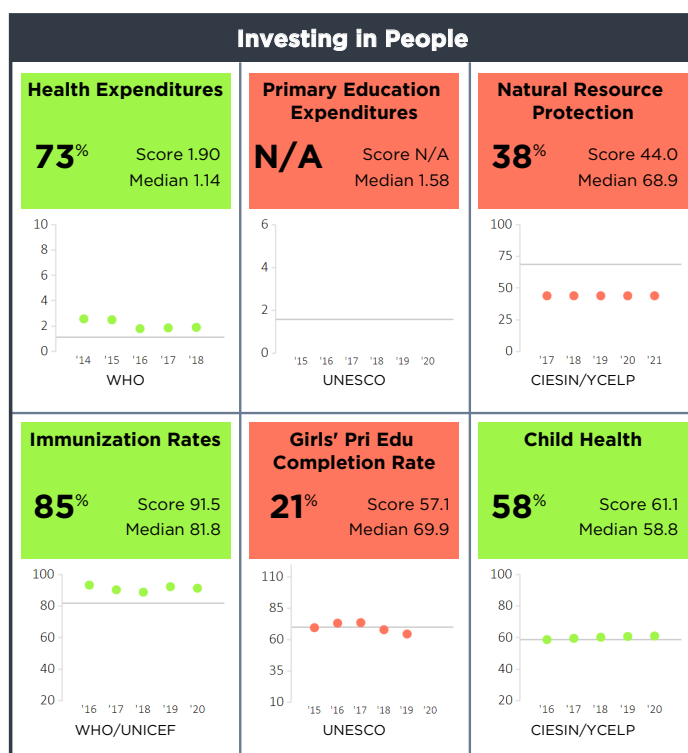
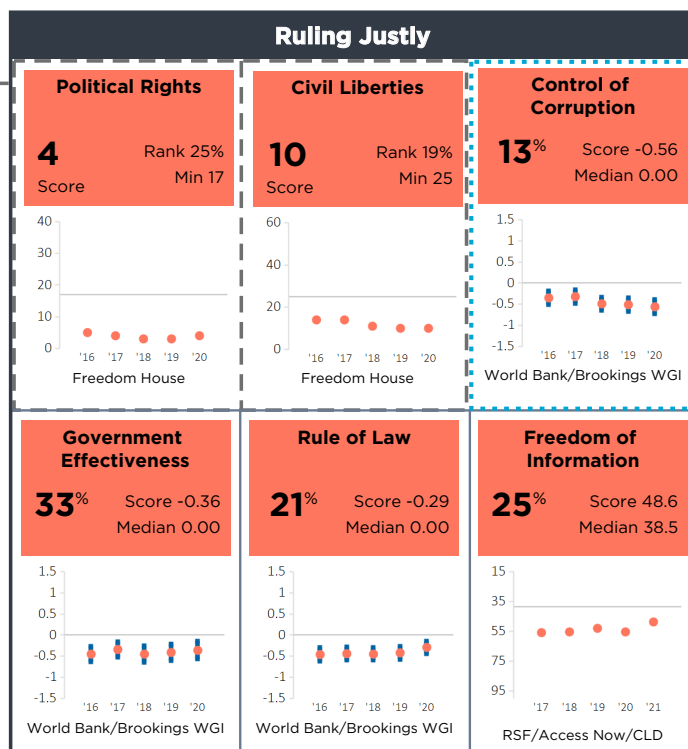
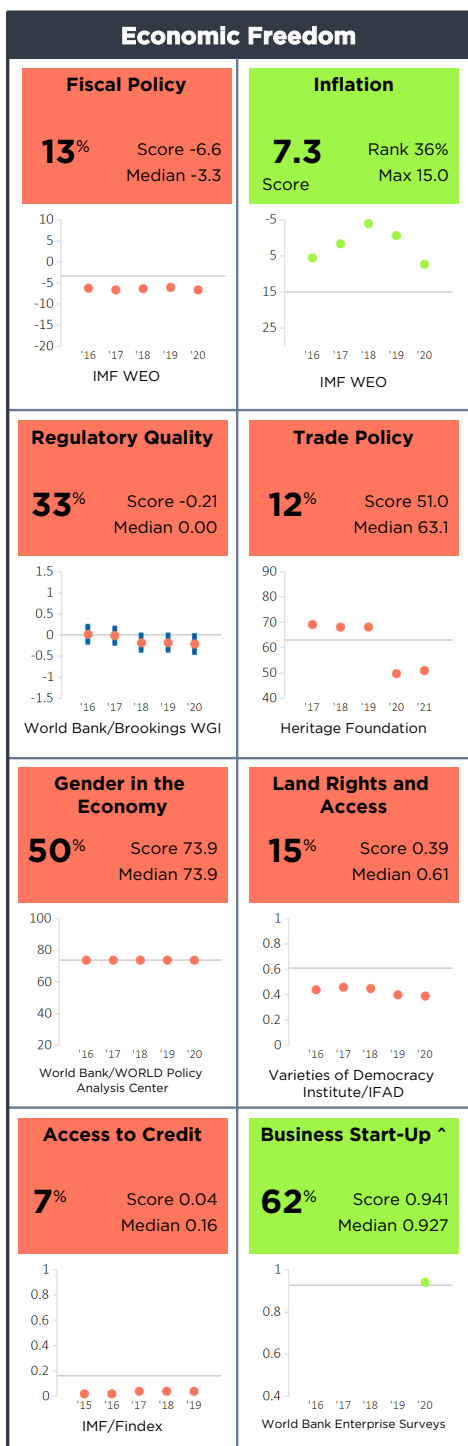
Category GNI/Cap ≤ \$1,965

Half Scorecard Passed X

Control of Corruption X

Democratic Rights X

Burundi



^ Visit www.mcc.gov/db-fy22 to learn how MCC is responding to the cancellation of the Doing Business Report and considerations for Business Start-Up this year.

Cambodia FY22

Population 16,719,000

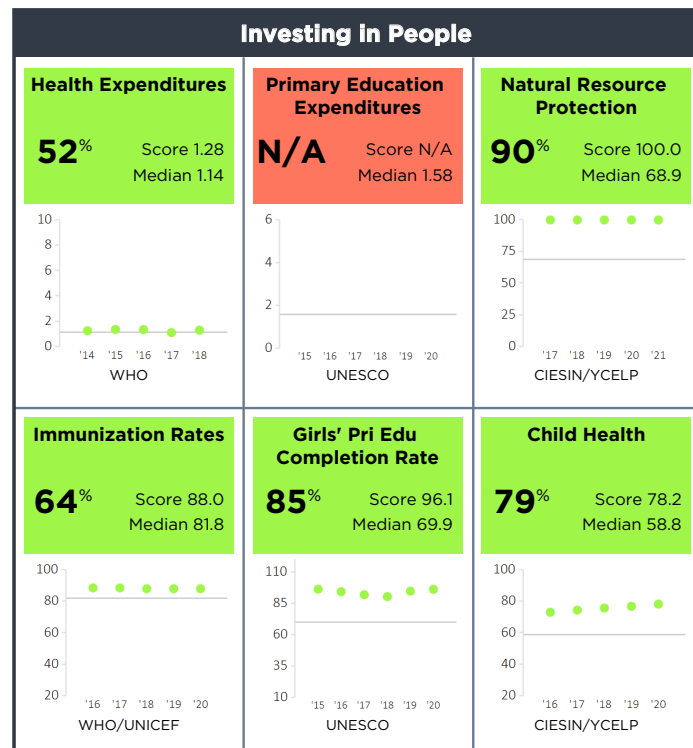
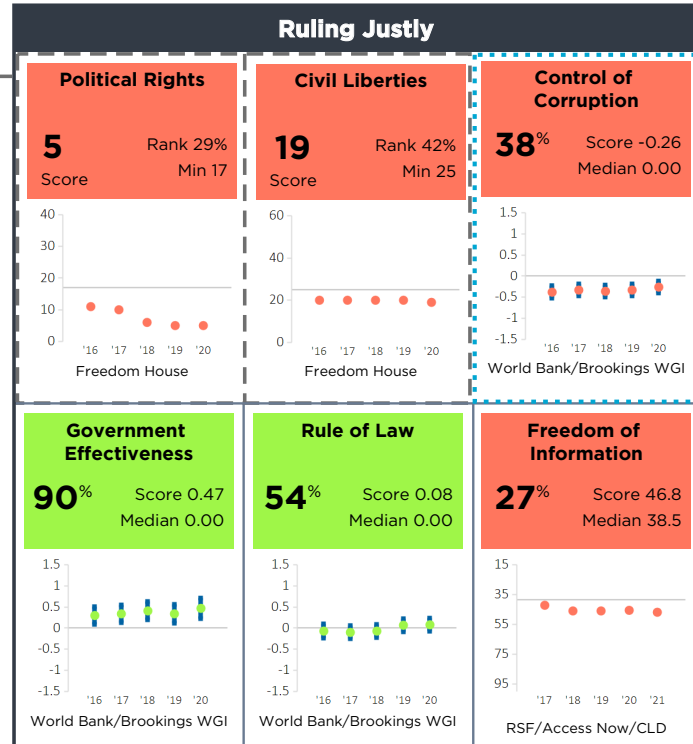
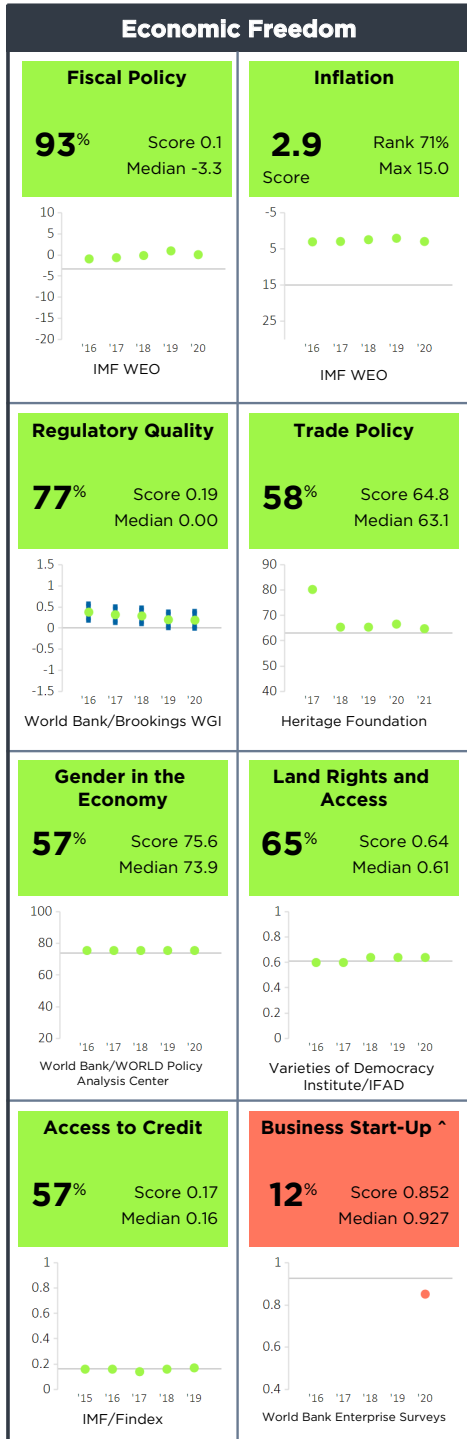
GNI/Cap \$1,490

Category GNI/Cap ≤ \$1,965

Half Scorecard Passed ✓

Control of Corruption X

Democratic Rights X



^ Visit www.mcc.gov/db-fy22 to learn how MCC is responding to the cancellation of the Doing Business Report and considerations for Business Start-Up this year.

Cameroon FY22

Population 26,546,000

GNI/Cap \$1,500

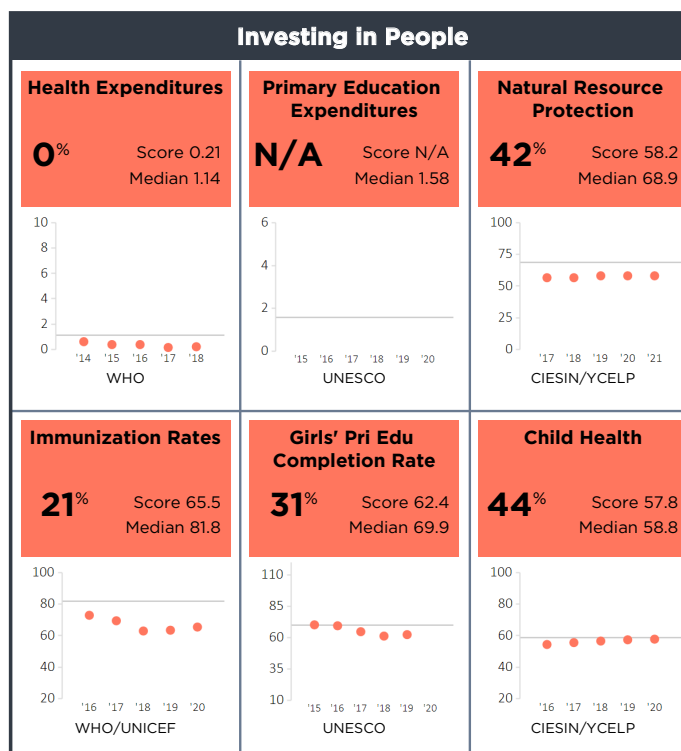
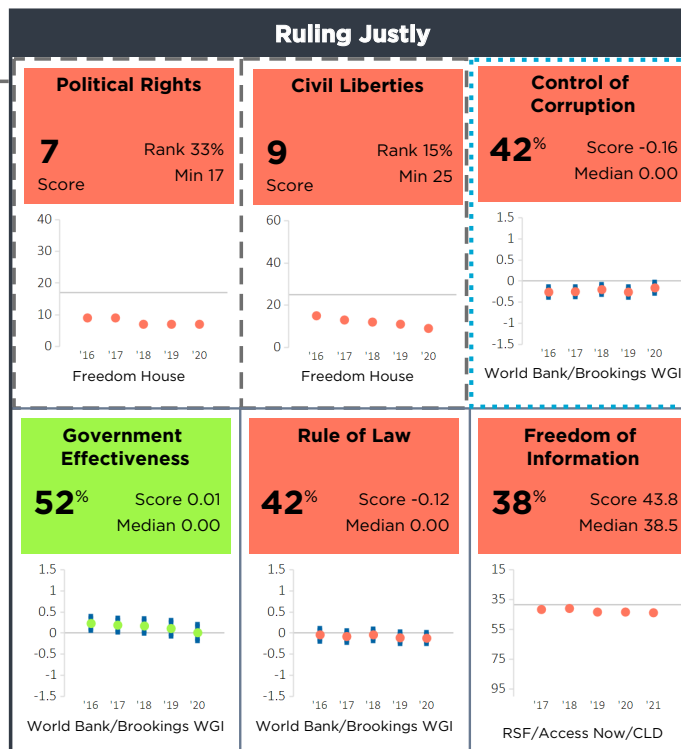
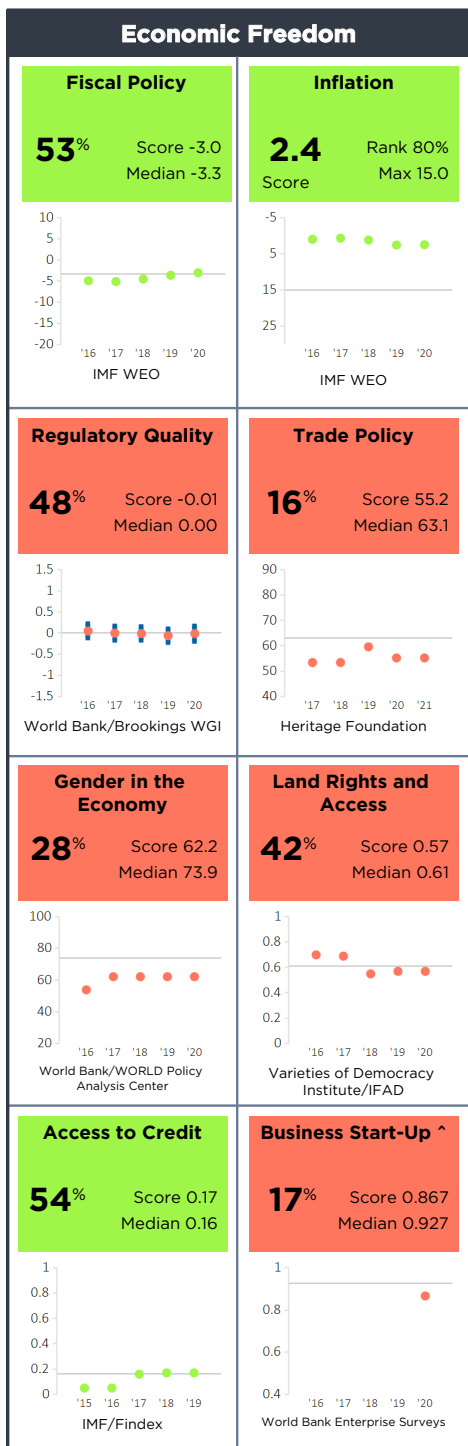
Category GNI/Cap ≤ \$1,965

Half Scorecard Passed X

Control of Corruption X

Democratic Rights X

Cameroon



^ Visit www.mcc.gov/db-fy22 to learn how MCC is responding to the cancellation of the Doing Business Report and considerations for Business Start-Up this year.

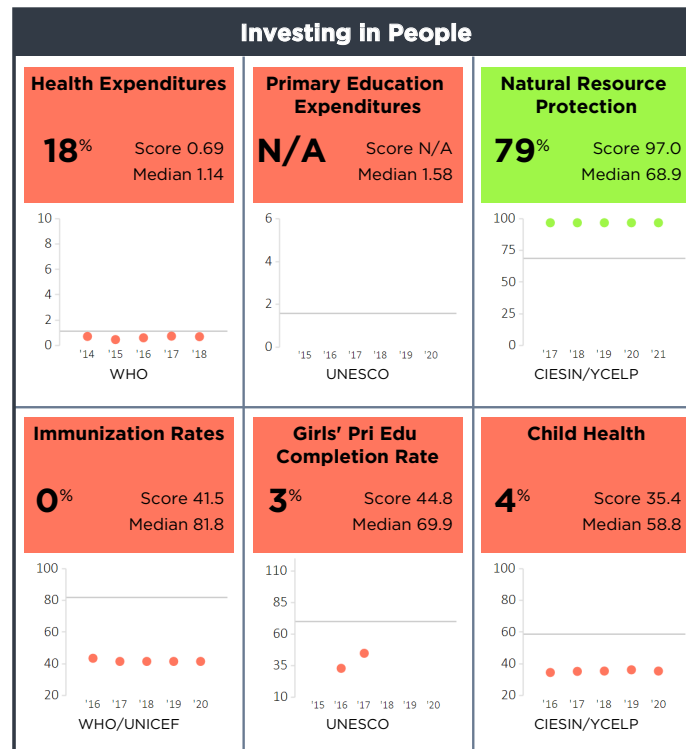
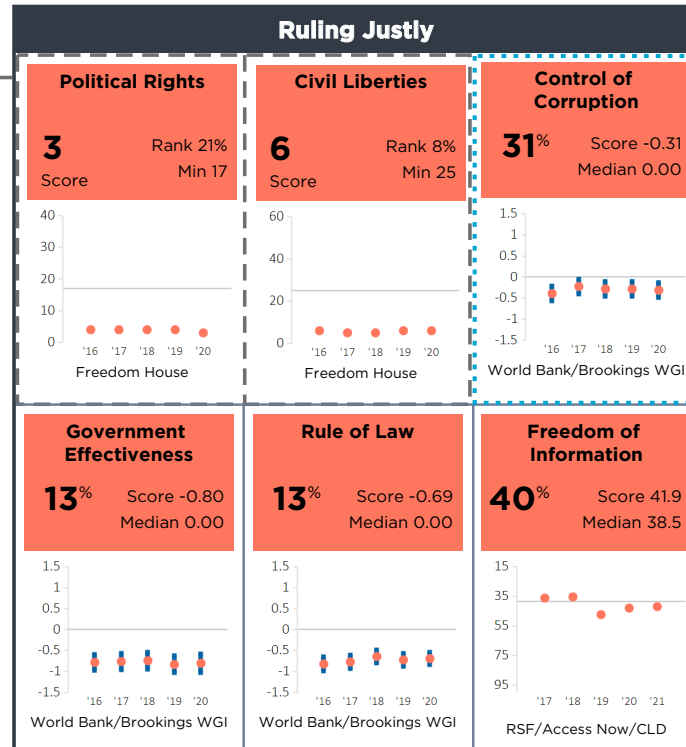
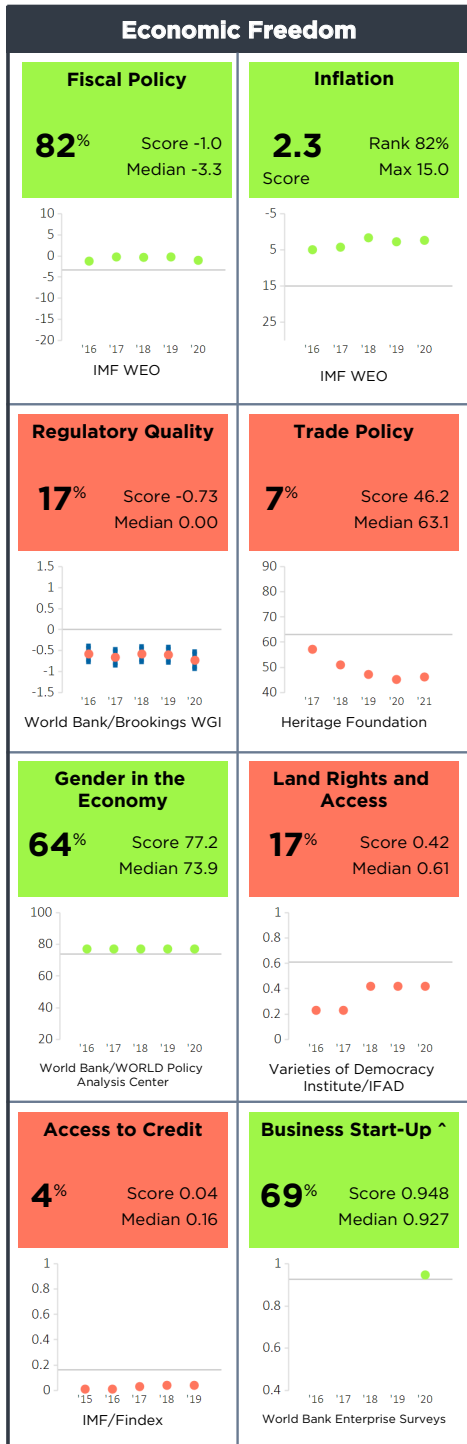
Central African Republic FY22

Population 4,830,000
 GNI/Cap \$510
 Category GNI/Cap ≤ \$1,965

Half Scorecard Passed **X**

Control of Corruption **X**

Democratic Rights **X**



^ Visit www.mcc.gov/db-fy22 to learn how MCC is responding to the cancellation of the Doing Business Report and considerations for Business Start-Up this year.

Chad FY22

Population 16,426,000

GNI/Cap \$660

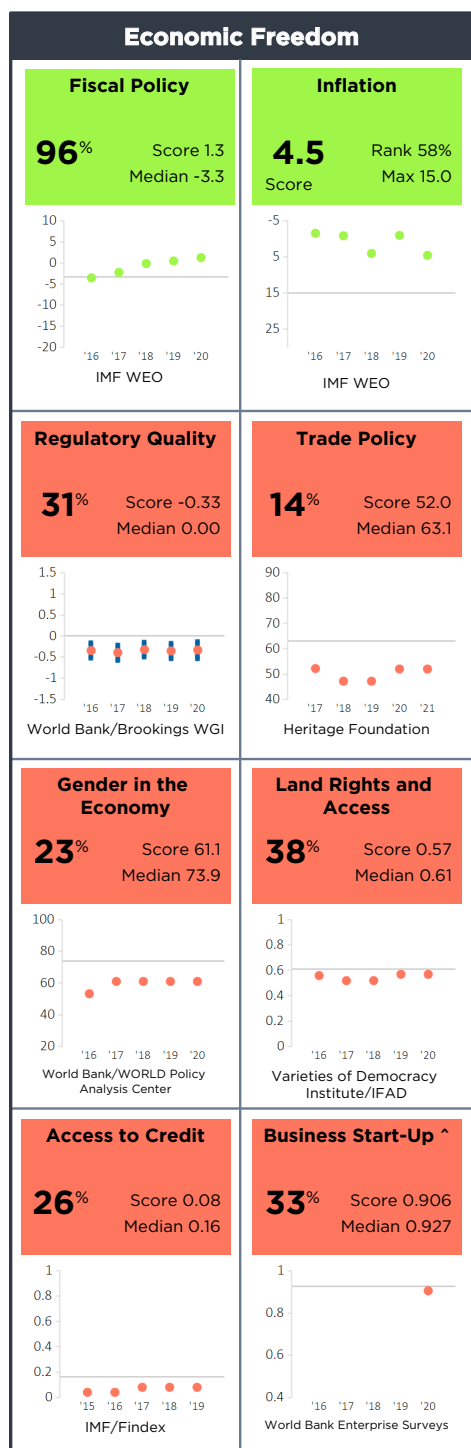
Category GNI/Cap ≤ \$1,965

Half Scorecard Passed X

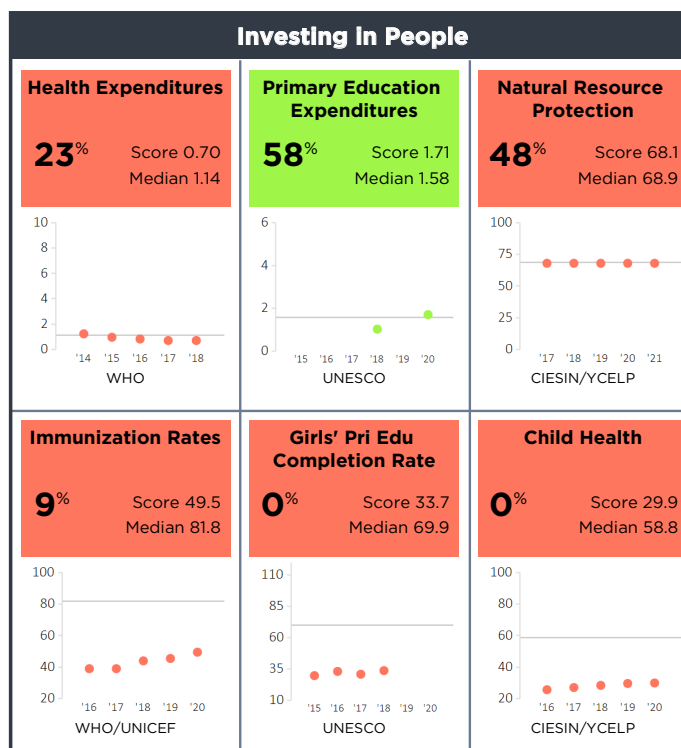
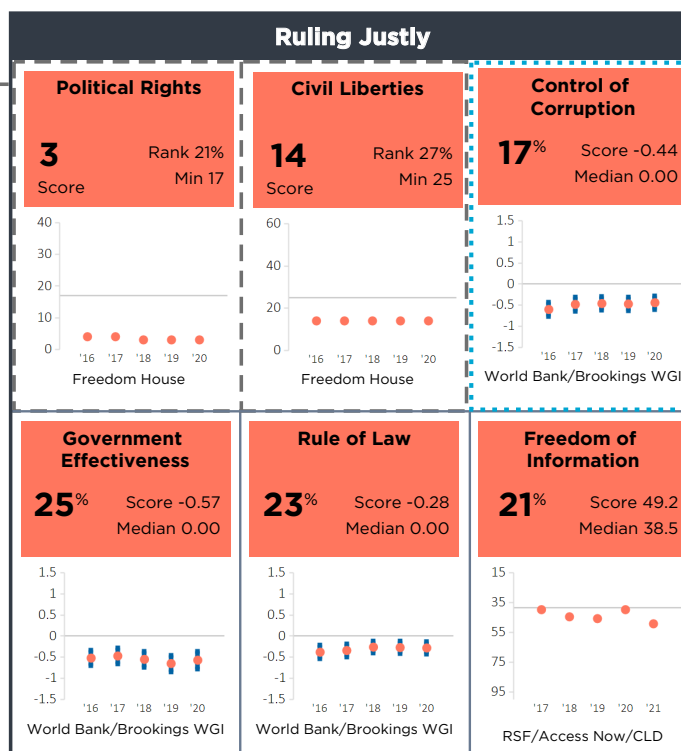
Control of Corruption X

Democratic Rights X

Chad



For more information regarding the Millennium Challenge Account Selection Process and these indicators, please consult MCC's website www.mcc.gov/selection



^ Visit www.mcc.gov/db-fy22 to learn how MCC is responding to the cancellation of the Doing Business Report and considerations for Business Start-Up this year.

Comoros FY22

Population 870,000

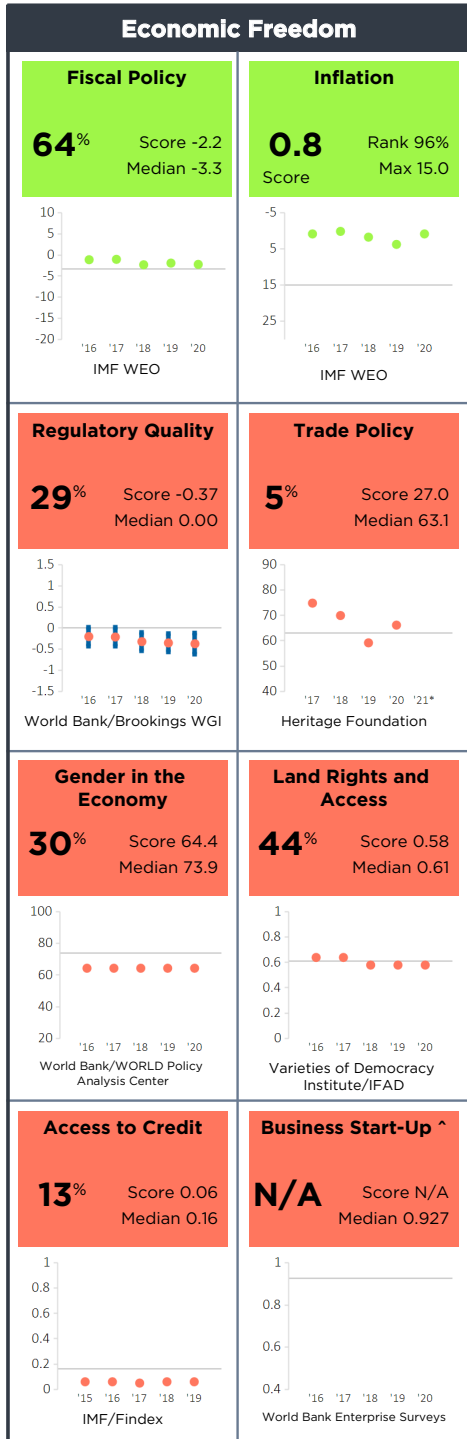
GNI/Cap \$1,450

Category GNI/Cap ≤ \$1,965

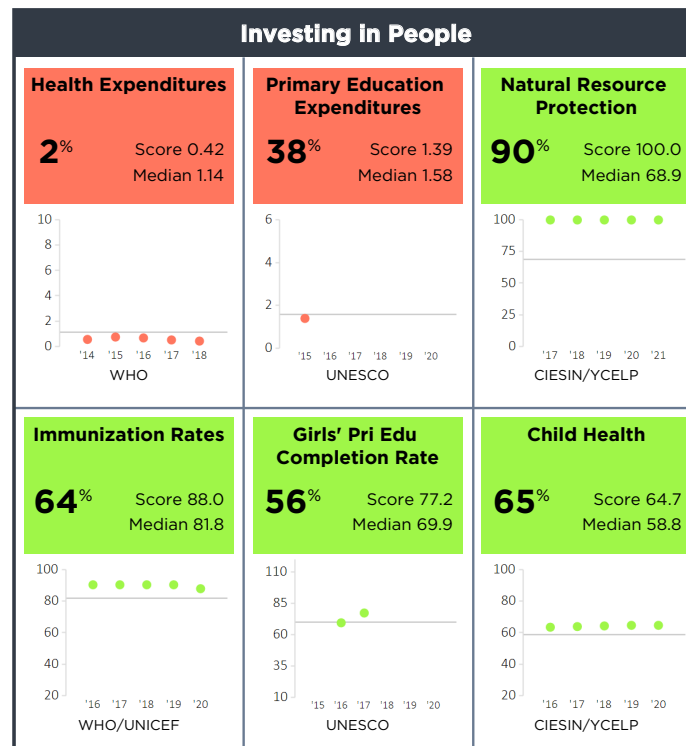
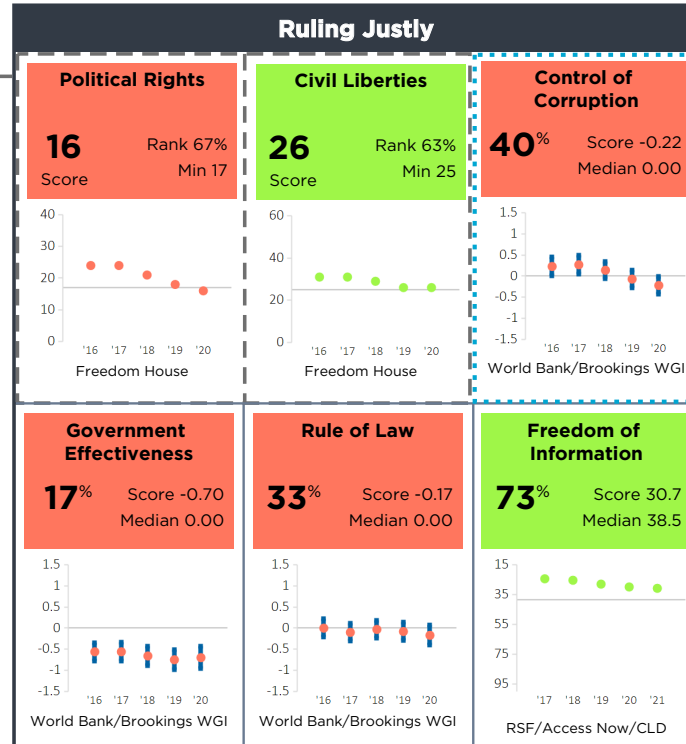
Half Scorecard Passed X

Control of Corruption X

Democratic Rights ✓



* Indicates the country has a score this year, but the score is outside the range of scores shown on the chart.



^ Visit www.mcc.gov/db-fy22 to learn how MCC is responding to the cancellation of the Doing Business Report and considerations for Business Start-Up this year.

Congo, Dem. Rep. FY22

Population 89,561,000

GNI/Cap \$550

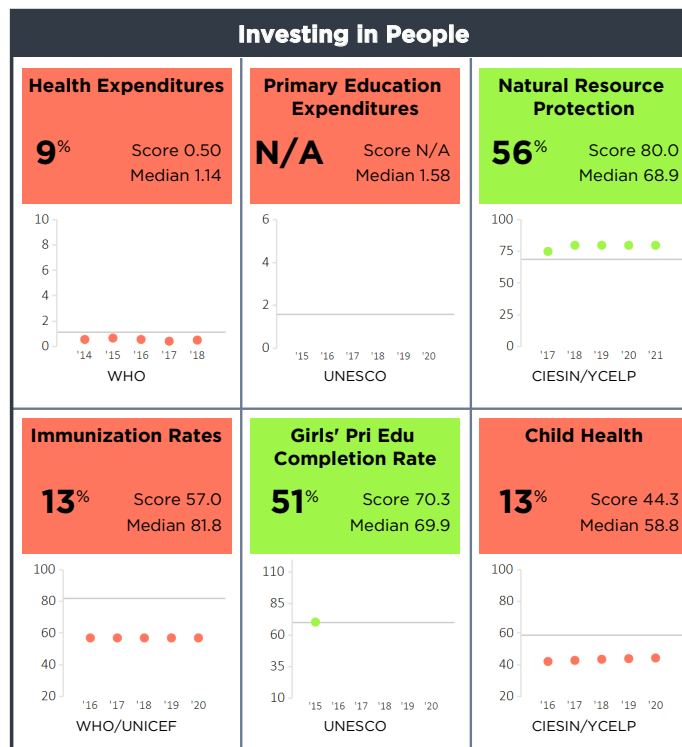
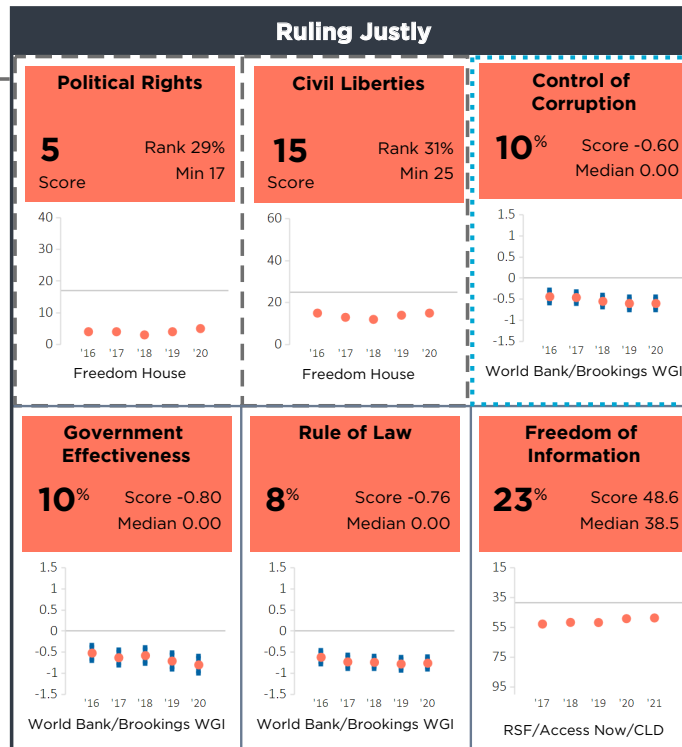
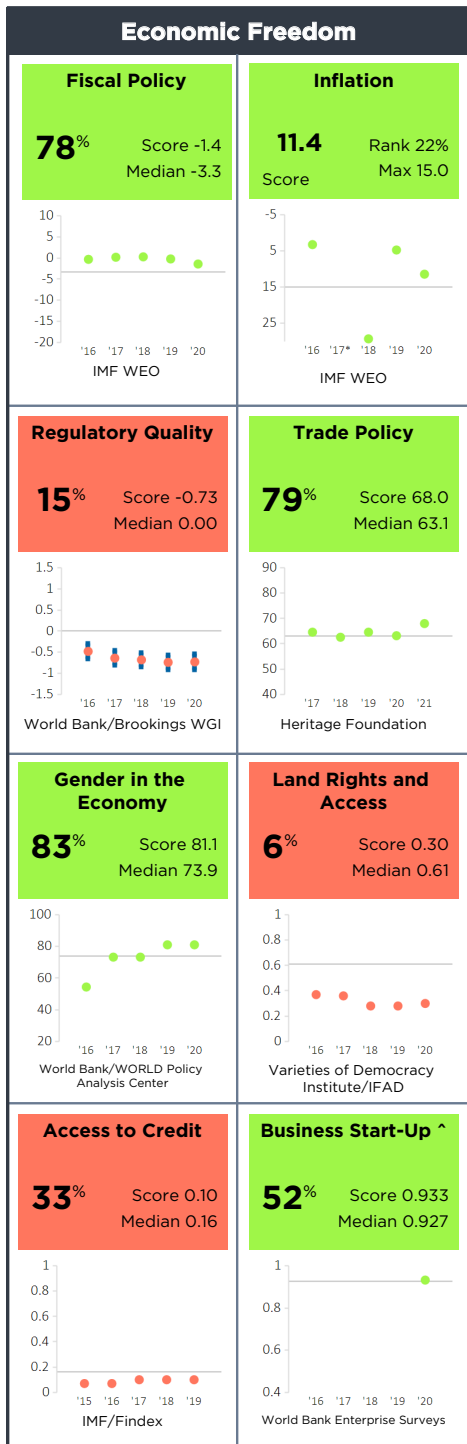
Category GNI/Cap ≤ \$1,965

Half Scorecard Passed X

Control of Corruption X

Democratic Rights X

Congo, Dem. Rep.



* Indicates the country has a score this year, but the score is outside the range of scores shown on the chart.

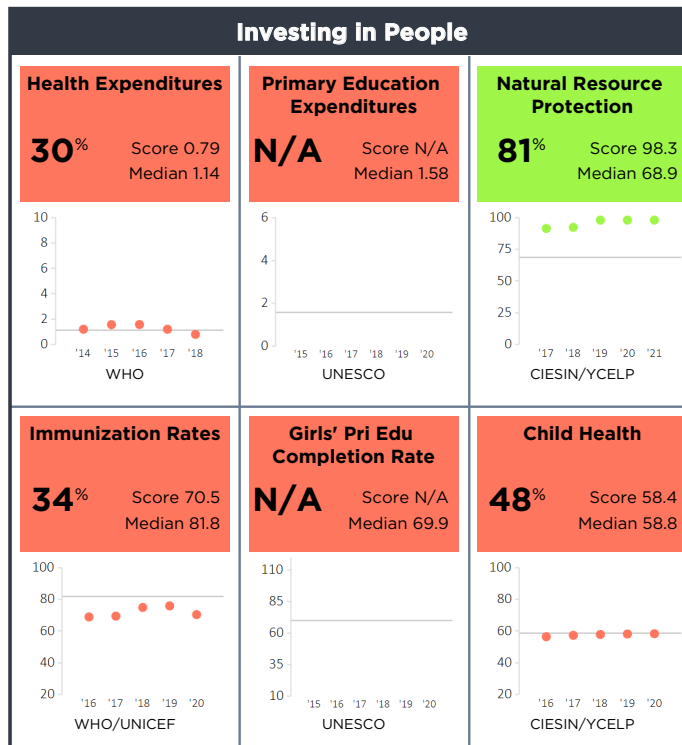
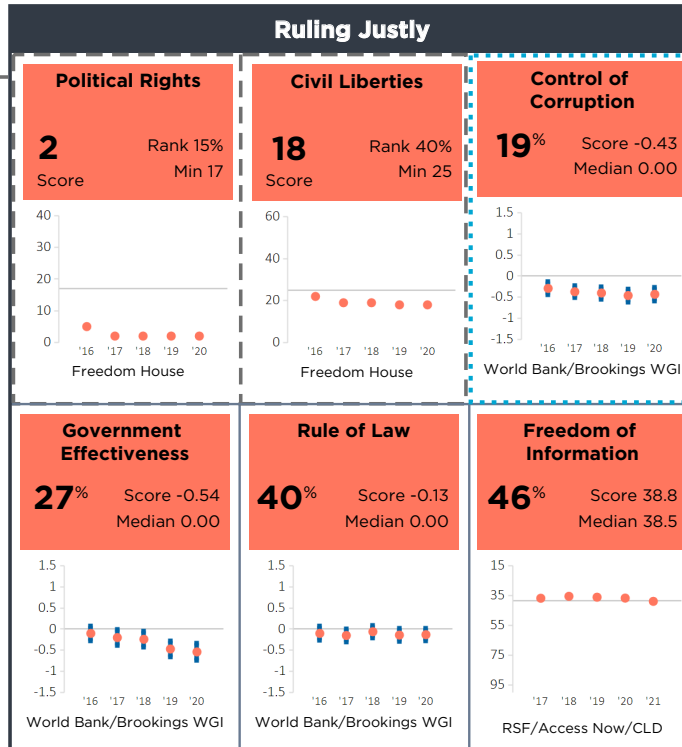
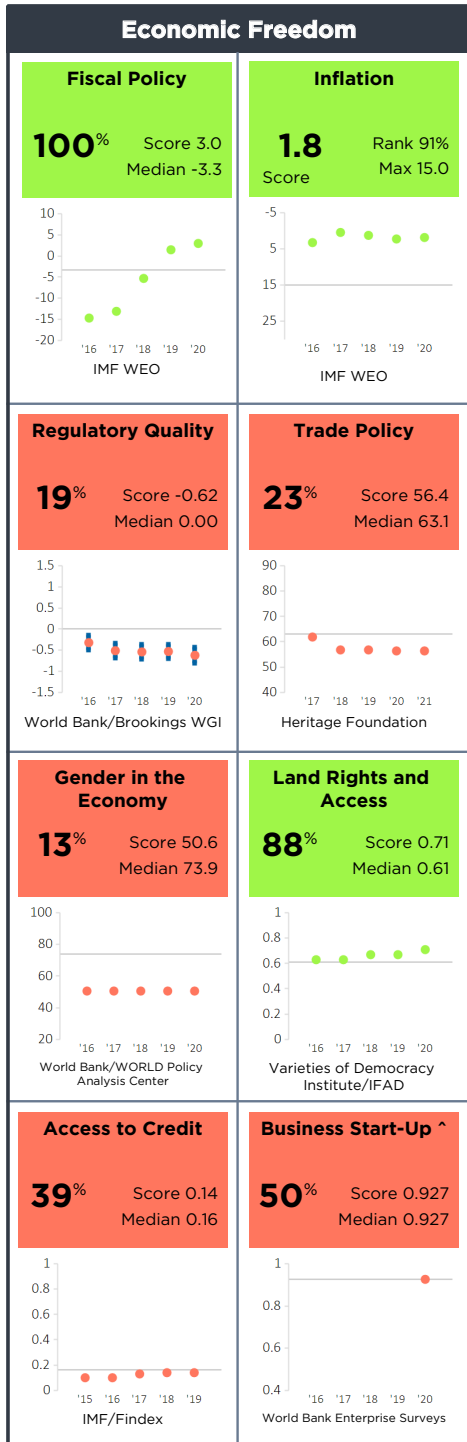
^ Visit www.mcc.gov/db-fy22 to learn how MCC is responding to the cancellation of the Doing Business Report and considerations for Business Start-Up this year.

Congo, Rep. FY22

Population 5,518,000

GNI/Cap \$1,830

Category GNI/Cap ≤ \$1,965

Half Scorecard Passed **X**Control of Corruption **X**Democratic Rights **X**

^ Visit www.mcc.gov/db-fy22 to learn how MCC is responding to the cancellation of the Doing Business Report and considerations for Business Start-Up this year.

Congo, Rep.

Eritrea FY22

Population 3,214,000

GNI/Cap

Category GNI/Cap ≤ \$1,965

Half Scorecard Passed X

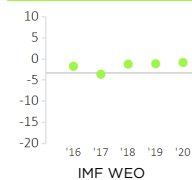
Control of Corruption X

Democratic Rights X

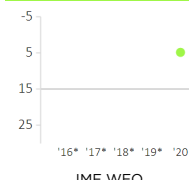
Eritrea

Economic Freedom

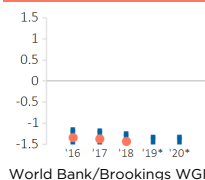
Fiscal Policy

87% Score -0.8
Median -3.3


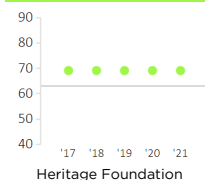
Inflation

4.8 Score Rank 56%
Max 15.0


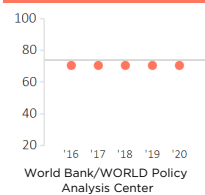
Regulatory Quality

2% Score -1.53
Median 0.00


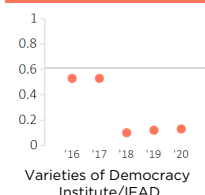
Trade Policy

84% Score 69.2
Median 63.1


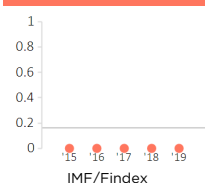
Gender in the Economy

40% Score 70.6
Median 73.9


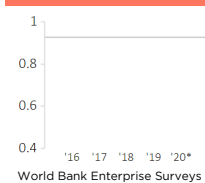
Land Rights and Access

2% Score 0.13
Median 0.61


Access to Credit

0% Score 0.00
Median 0.16


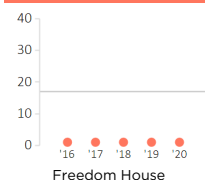
Business Start-Up ^

0% Score 0.000
Median 0.927


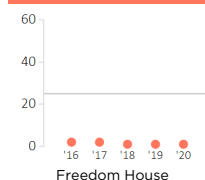
For more information regarding the Millennium Challenge Account Selection Process and these indicators, please consult MCC's website www.mcc.gov/selection

Ruling Justly

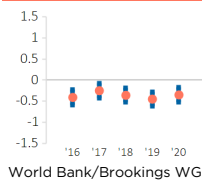
Political Rights

1 Score Rank 8%
Min 17


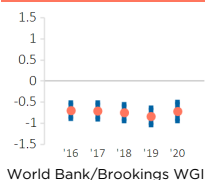
Civil Liberties

1 Score Rank 0%
Min 25


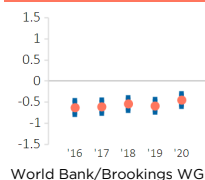
Control of Corruption

23% Score -0.35
Median 0.00


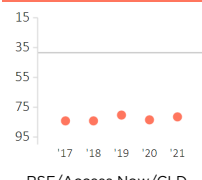
Government Effectiveness

15% Score -0.72
Median 0.00


Rule of Law

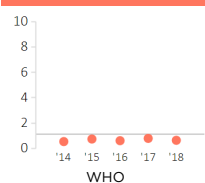
17% Score -0.45
Median 0.00


Freedom of Information

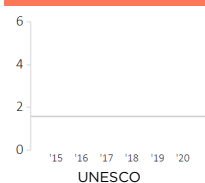
0% Score 81.5
Median 38.5


Investing in People

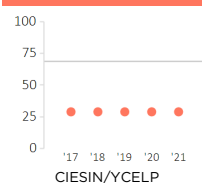
Health Expenditures

11% Score 0.64
Median 1.14


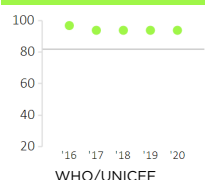
Primary Education Expenditures

N/A Score N/A
Median 1.58


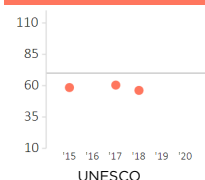
Natural Resource Protection

23% Score 28.9
Median 68.9


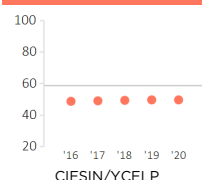
Immunization Rates

91% Score 94.0
Median 81.8


Girls' Pri Edu Completion Rate

18% Score 56.2
Median 69.9


Child Health

27% Score 49.7
Median 58.8


* Indicates the country has a score this year, but the score is outside the range of scores shown on the chart.

^ Visit www.mcc.gov/db-fy22 to learn how MCC is responding to the cancellation of the Doing Business Report and considerations for Business Start-Up this year.

Ethiopia FY22

Population 114,964,000

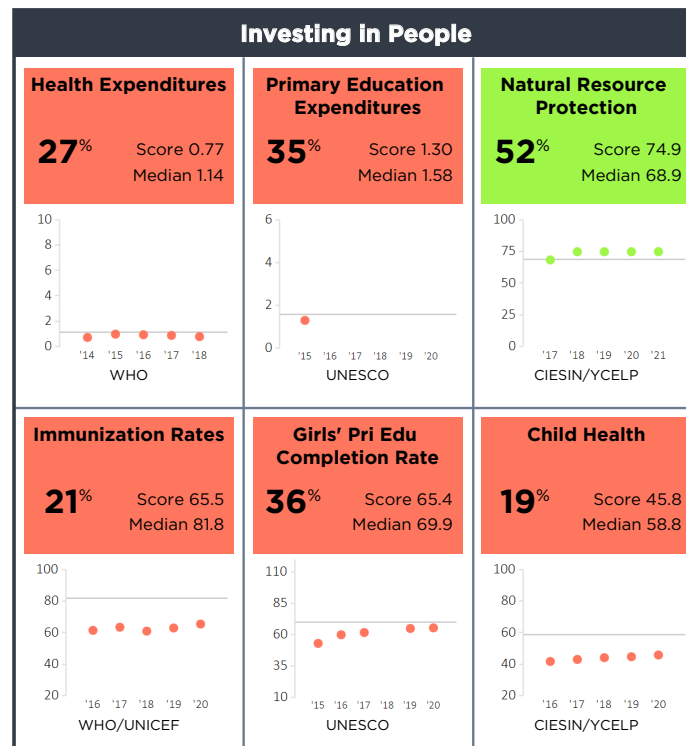
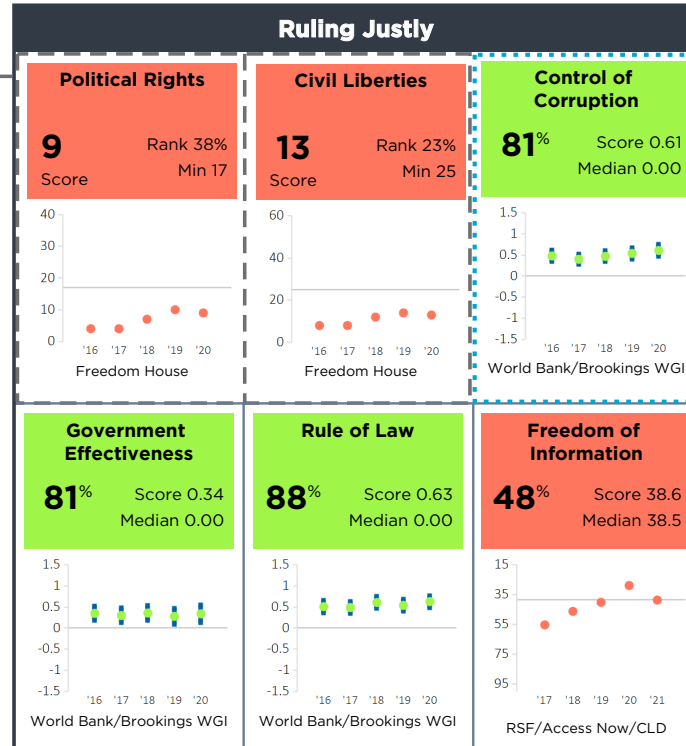
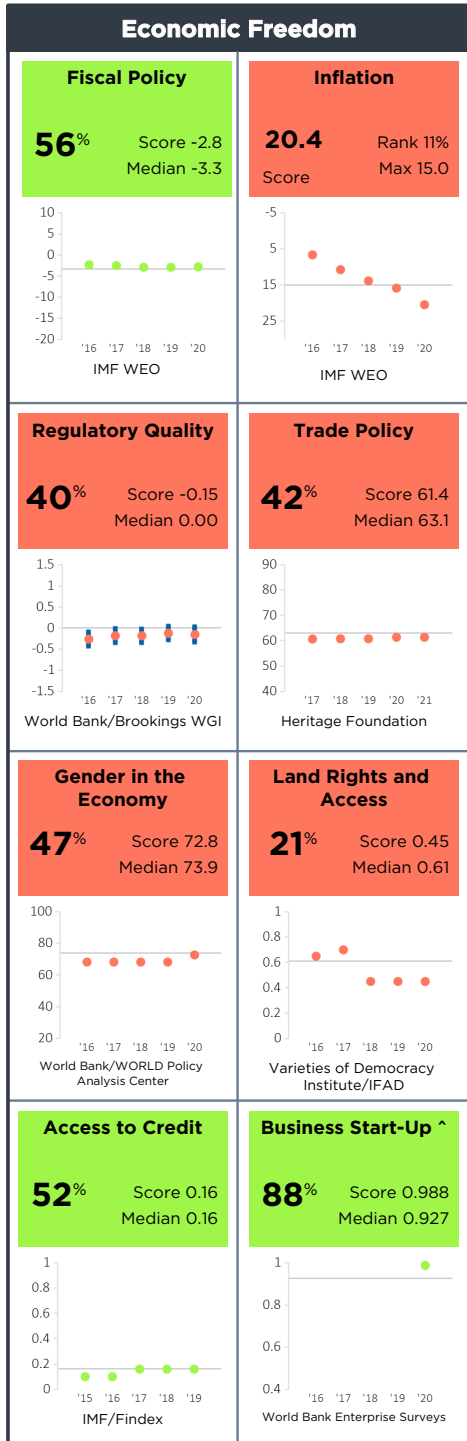
GNI/Cap \$890

Category GNI/Cap ≤ \$1,965

Half Scorecard Passed X

Control of Corruption ✓

Democratic Rights X



For more information regarding the Millennium Challenge Account Selection Process and these indicators, please consult MCC's website www.mcc.gov/selection

^ Visit www.mcc.gov/db-fy22 to learn how MCC is responding to the cancellation of the Doing Business Report and considerations for Business Start-Up this year.

Ethiopia

Gambia FY22

Population 2,417,000

GNI/Cap \$750

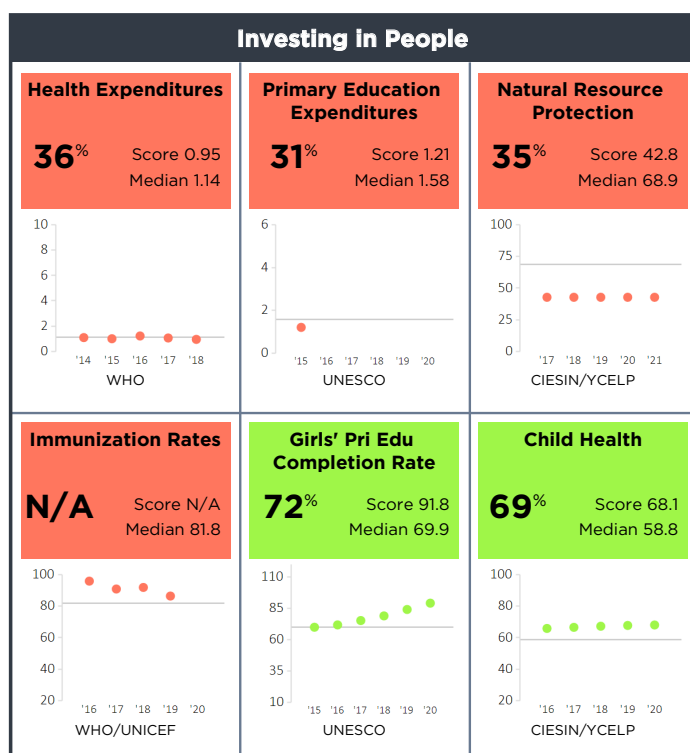
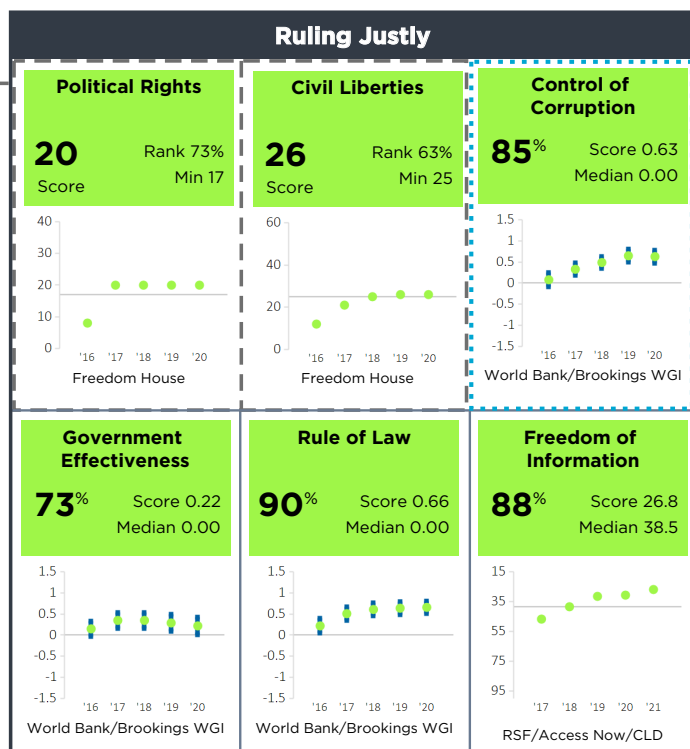
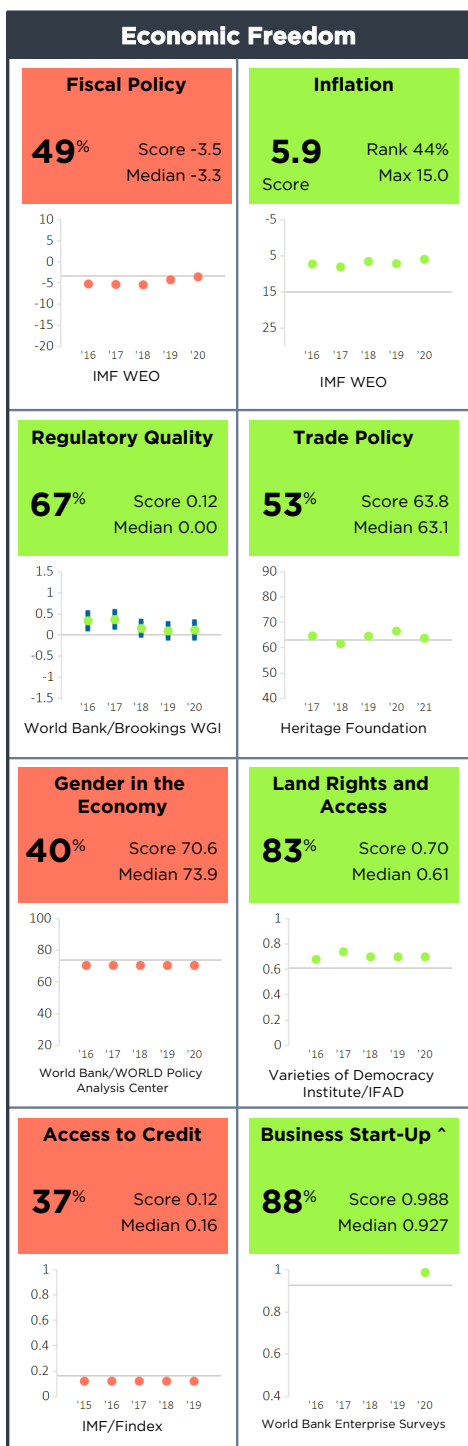
Category GNI/Cap ≤ \$1,965

Half Scorecard Passed ✓

Control of Corruption ✓

Democratic Rights ✓

Gambia



^ Visit www.mcc.gov/db-fy22 to learn how MCC is responding to the cancellation of the Doing Business Report and considerations for Business Start-Up this year.

Guinea FY22

Population 13,133,000

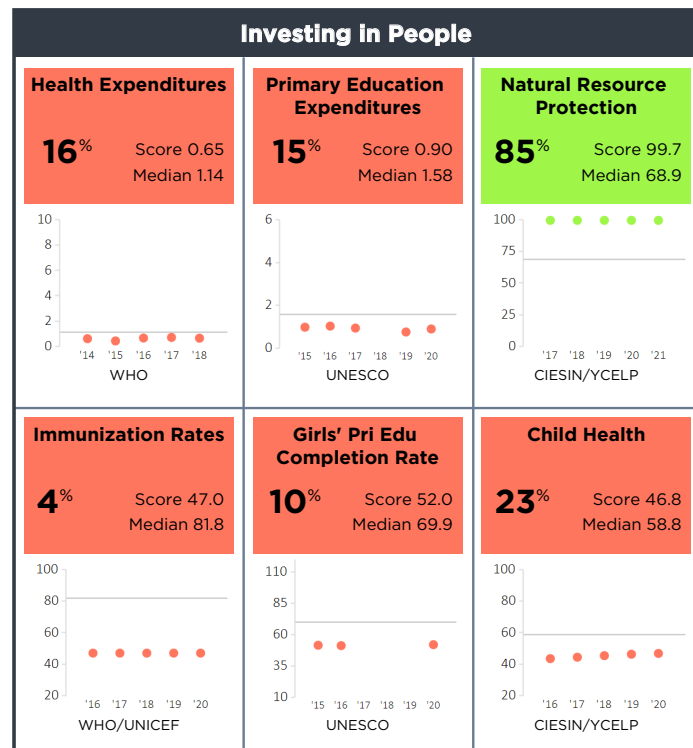
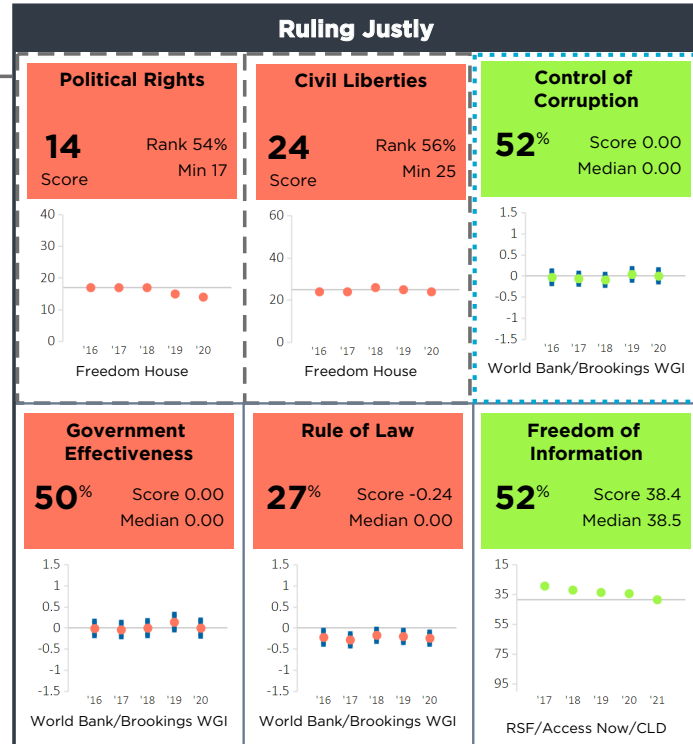
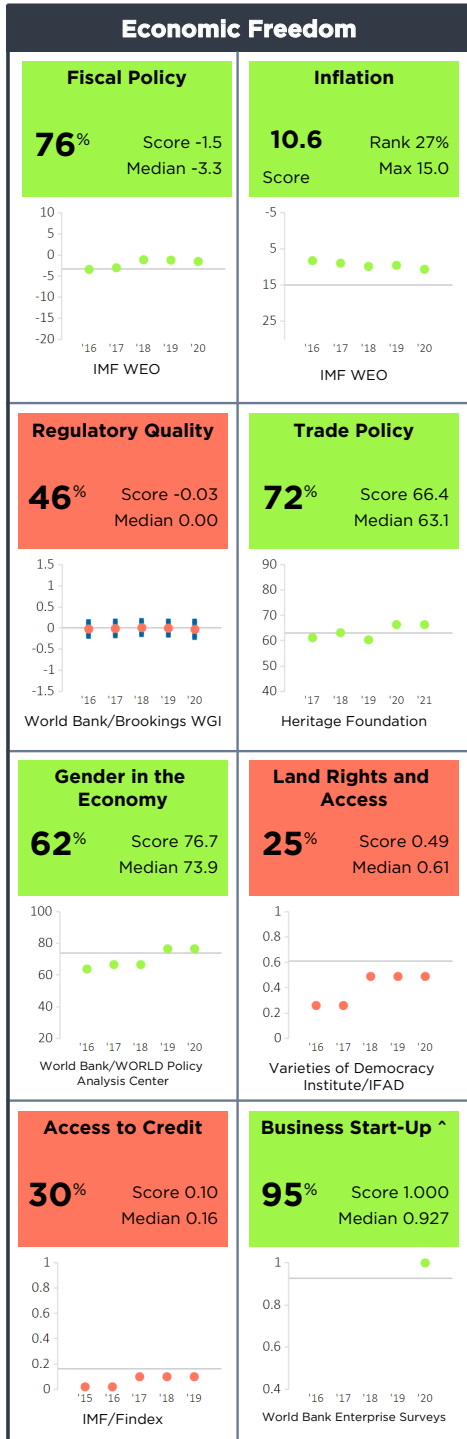
GNI/Cap \$1,020

Category GNI/Cap ≤ \$1,965

Half Scorecard Passed X

Control of Corruption ✓

Democratic Rights X



^ Visit www.mcc.gov/db-fy22 to learn how MCC is responding to the cancellation of the Doing Business Report and considerations for Business Start-Up this year.

Guinea-Bissau FY22

Population 1,968,000

GNI/Cap \$760

Category GNI/Cap ≤ \$1,965

Half Scorecard Passed X

Control of Corruption X

Democratic Rights ✓

Guinea-Bissau



For more information regarding the Millennium Challenge Account Selection Process and these indicators, please consult MCC's website www.mcc.gov/selection

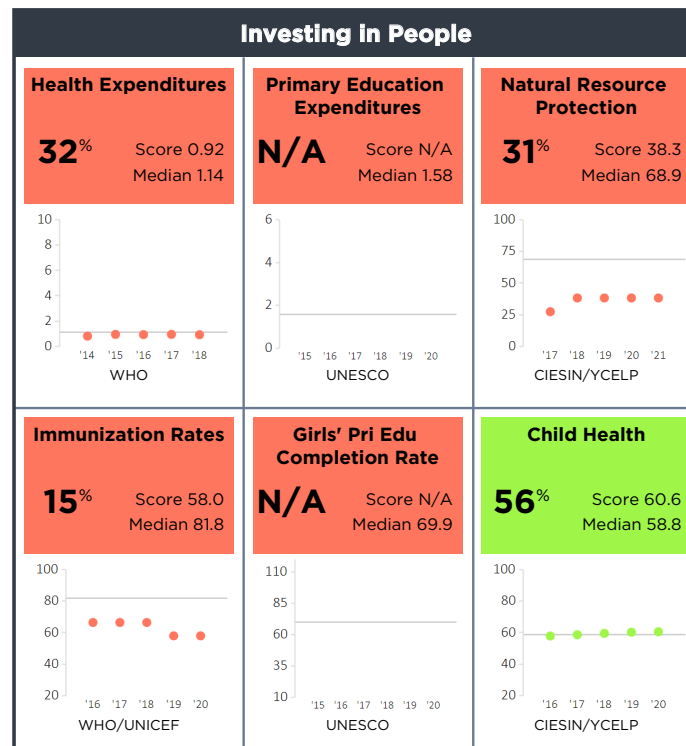
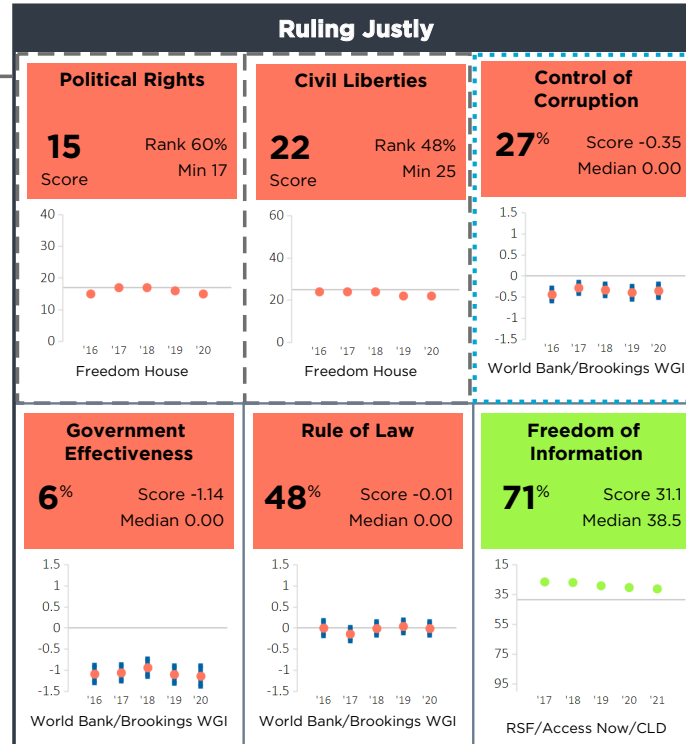
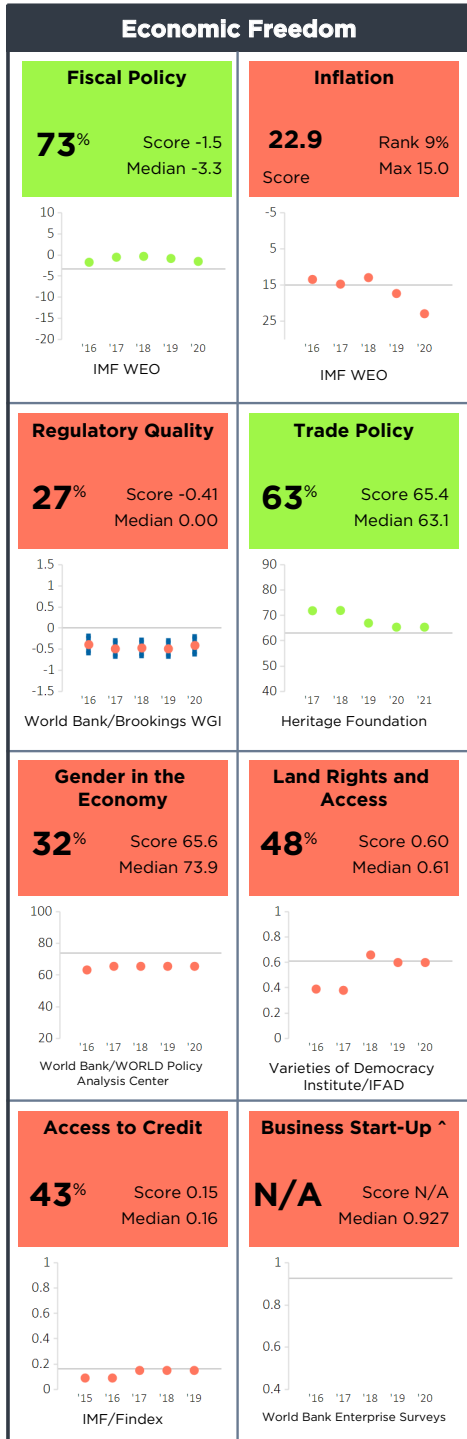
^ Visit www.mcc.gov/db-fy22 to learn how MCC is responding to the cancellation of the Doing Business Report and considerations for Business Start-Up this year.

Haiti FY22

Population 11,403,000

GNI/Cap \$1,250

Category GNI/Cap ≤ \$1,965

Half Scorecard Passed **X**Control of Corruption **X**Democratic Rights **X**

^ Visit www.mcc.gov/db-fy22 to learn how MCC is responding to the cancellation of the Doing Business Report and considerations for Business Start-Up this year.

India FY22

Population 1,380,004,000

GNI/Cap \$1,900

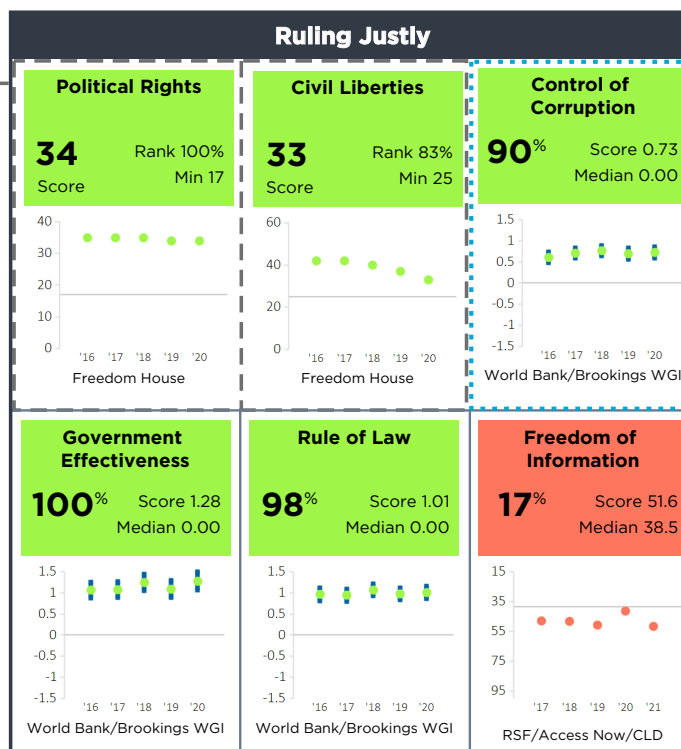
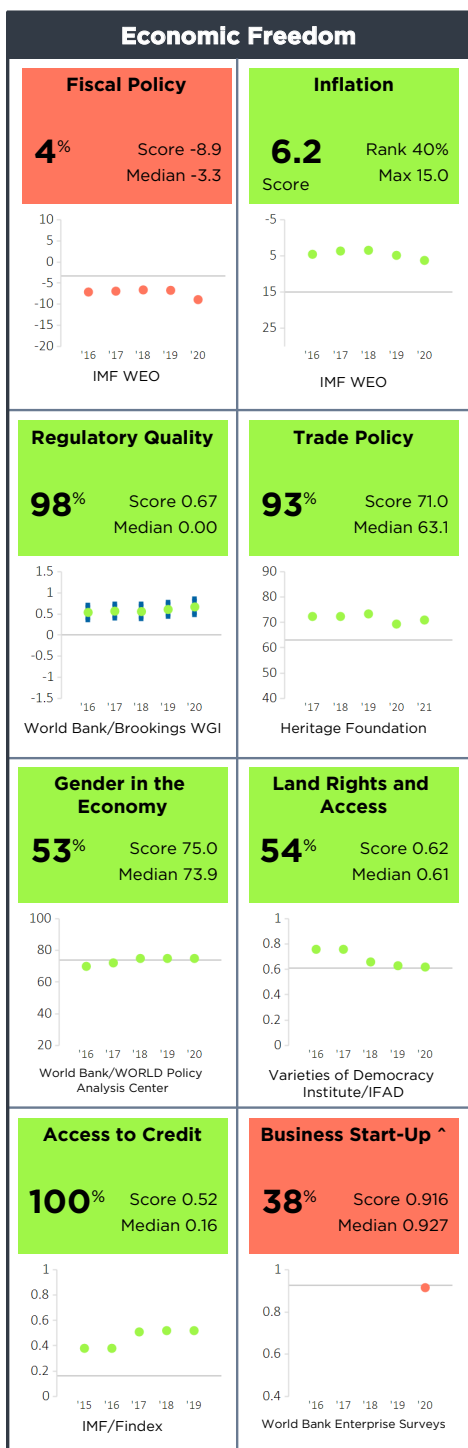
Category GNI/Cap ≤ \$1,965

Half Scorecard Passed ✓

Control of Corruption ✓

Democratic Rights ✓

India



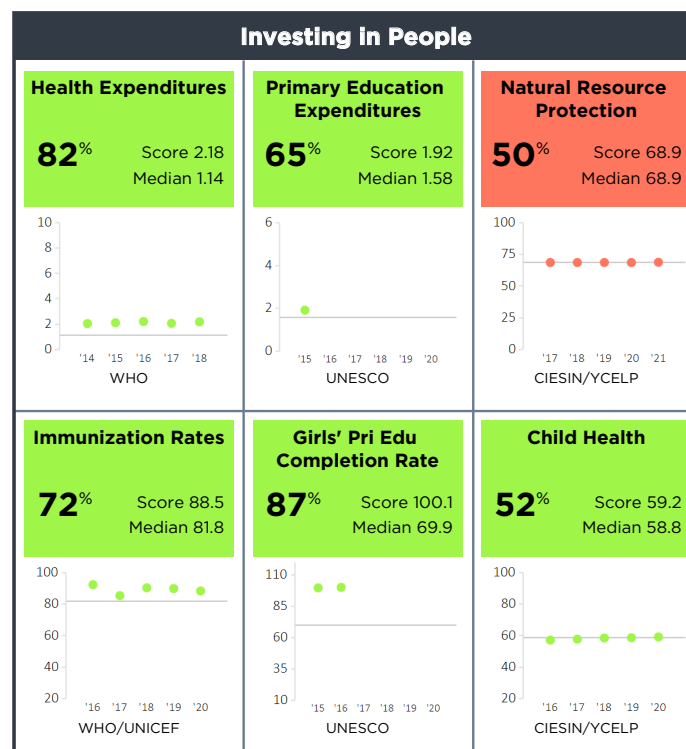
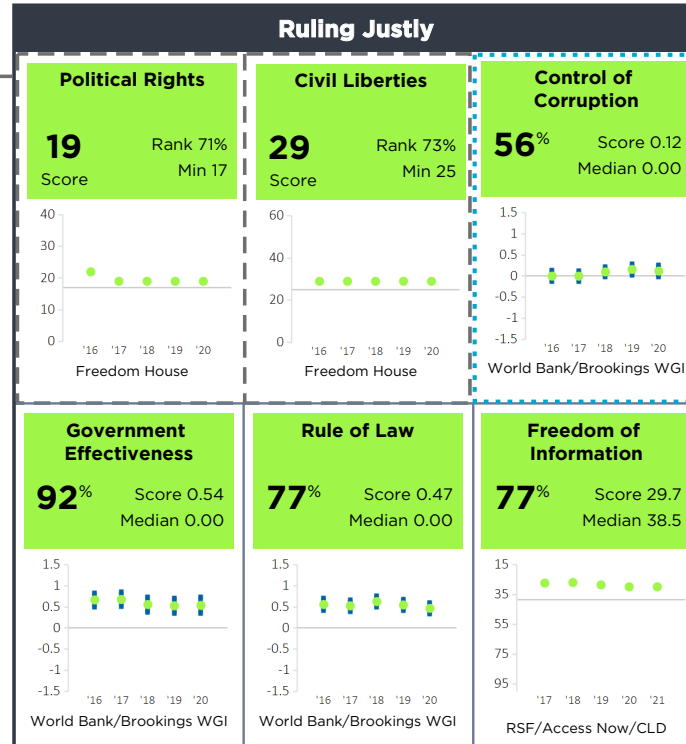
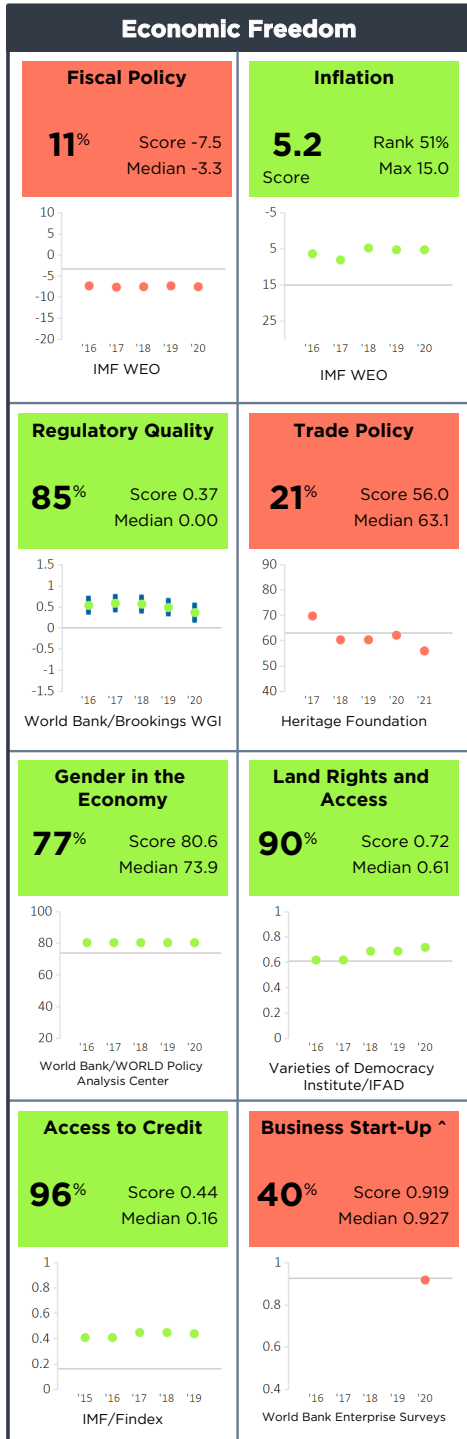
^ Visit www.mcc.gov/db-fy22 to learn how MCC is responding to the cancellation of the Doing Business Report and considerations for Business Start-Up this year.

Kenya FY22

Population 53,771,000

GNI/Cap \$1,760

Category GNI/Cap ≤ \$1,965

Half Scorecard Passed ☒Control of Corruption ☒Democratic Rights ☒

^ Visit www.mcc.gov/db-fy22 to learn how MCC is responding to the cancellation of the Doing Business Report and considerations for Business Start-Up this year.

Kenya

Korea, Dem. Rep. FY22

Population 25,779,000

GNI/Cap

Category GNI/Cap ≤ \$1,965

Half Scorecard Passed X

Control of Corruption X

Democratic Rights X

Korea, Dem. Rep.



For more information regarding the Millennium Challenge Account Selection Process and these indicators, please consult MCC's website www.mcc.gov/selection

* Indicates the country has a score this year, but the score is outside the range of scores shown on the chart.

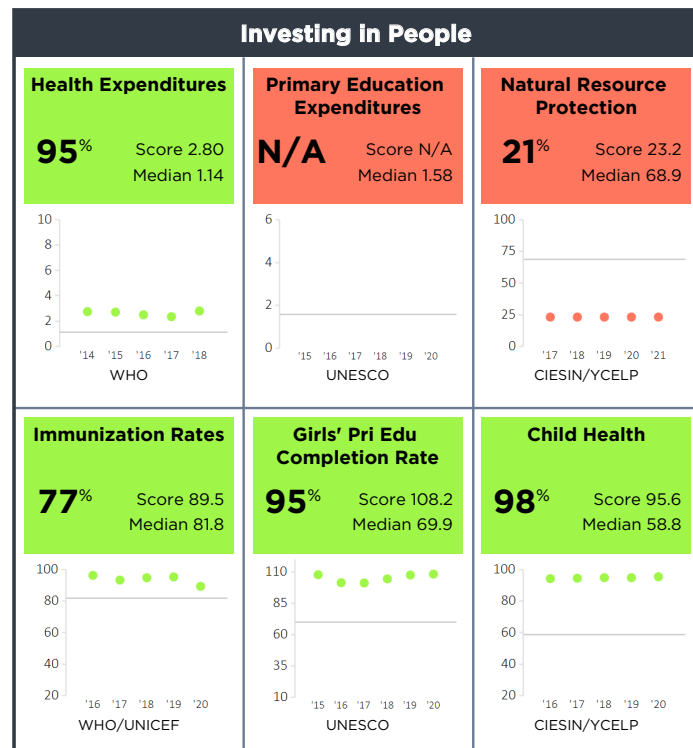
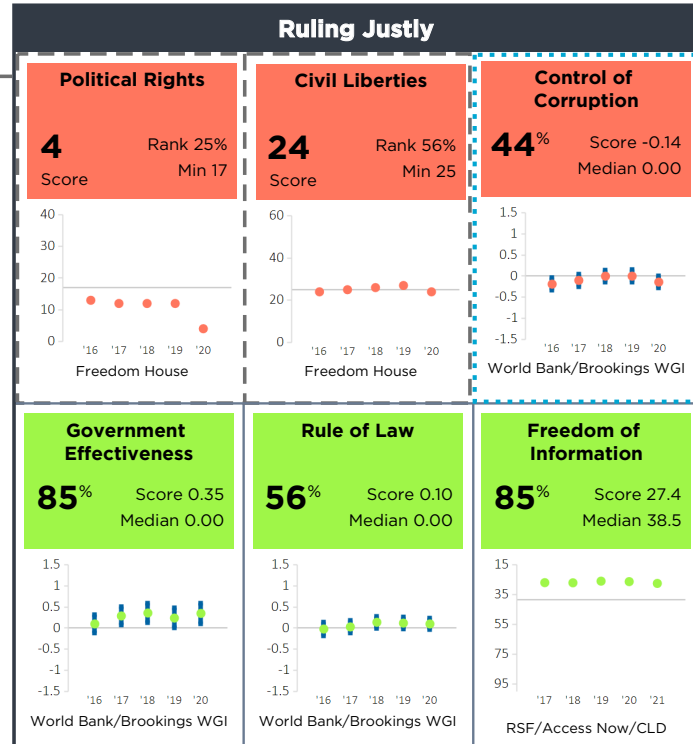
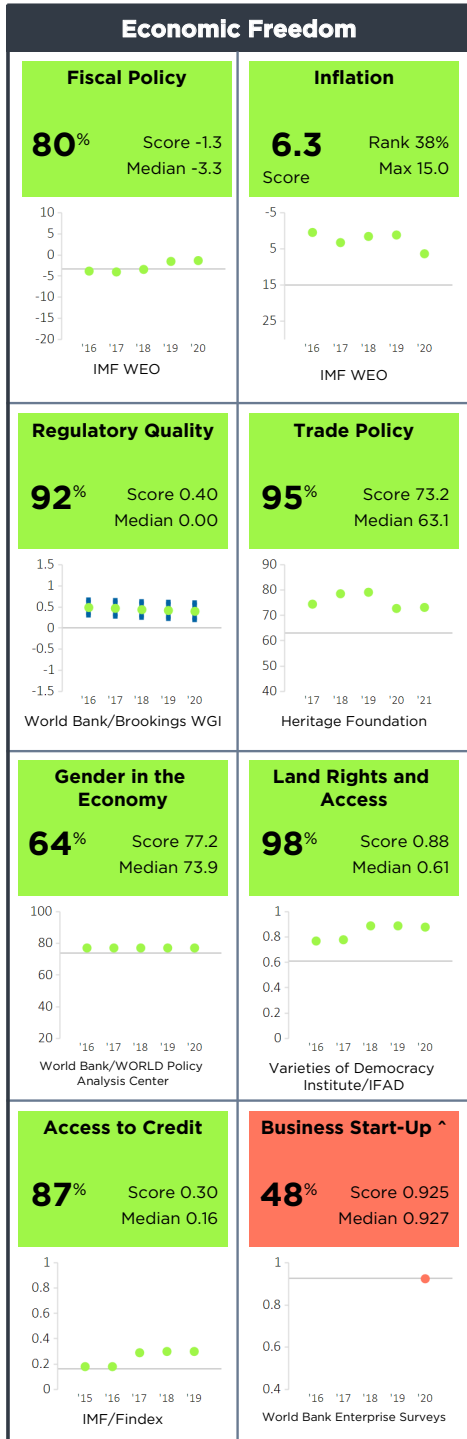
^ Visit www.mcc.gov/db-fy22 to learn how MCC is responding to the cancellation of the Doing Business Report and considerations for Business Start-Up this year.

Kyrgyz Republic FY22

Population 6,592,000

GNI/Cap \$1,160

Category GNI/Cap ≤ \$1,965

Half Scorecard Passed ✓Control of Corruption XDemocratic Rights X

^ Visit www.mcc.gov/db-fy22 to learn how MCC is responding to the cancellation of the Doing Business Report and considerations for Business Start-Up this year.

Lesotho FY22

Population 2,142,000

GNI/Cap \$1,100

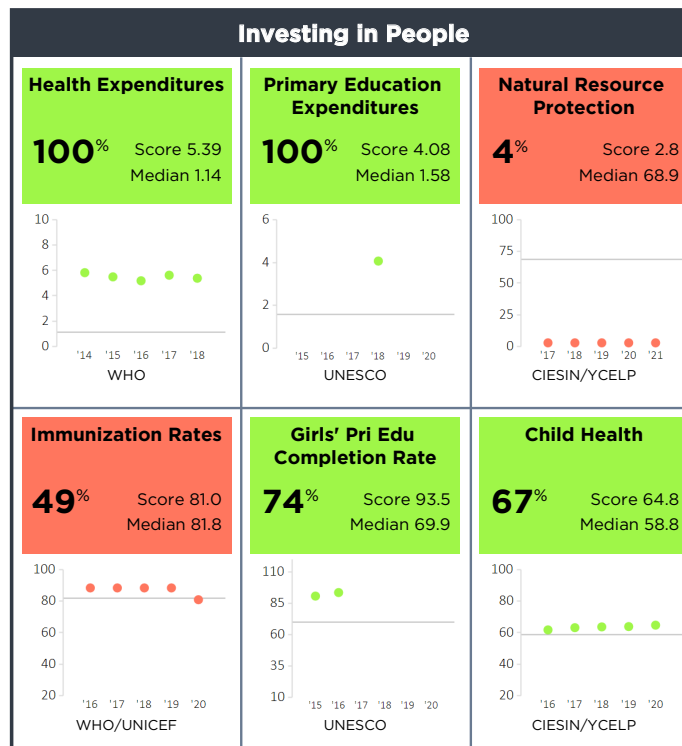
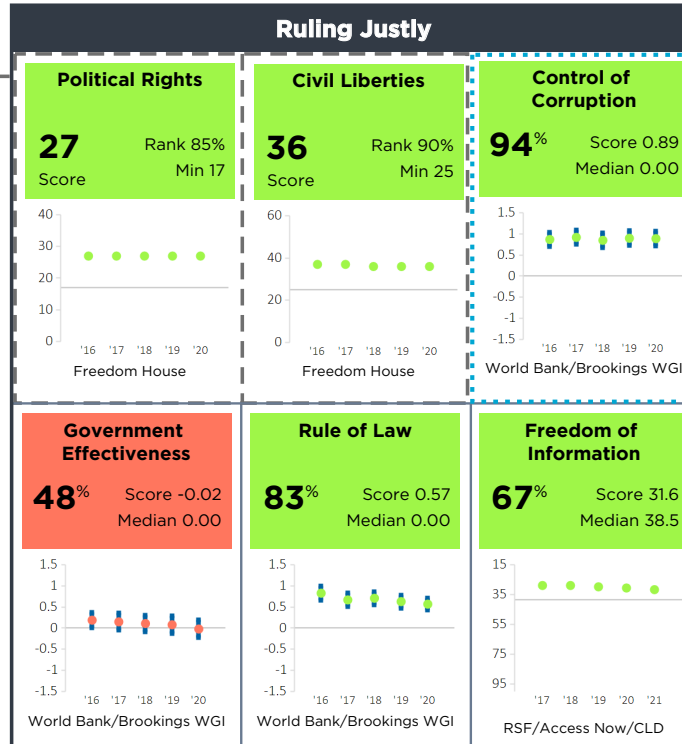
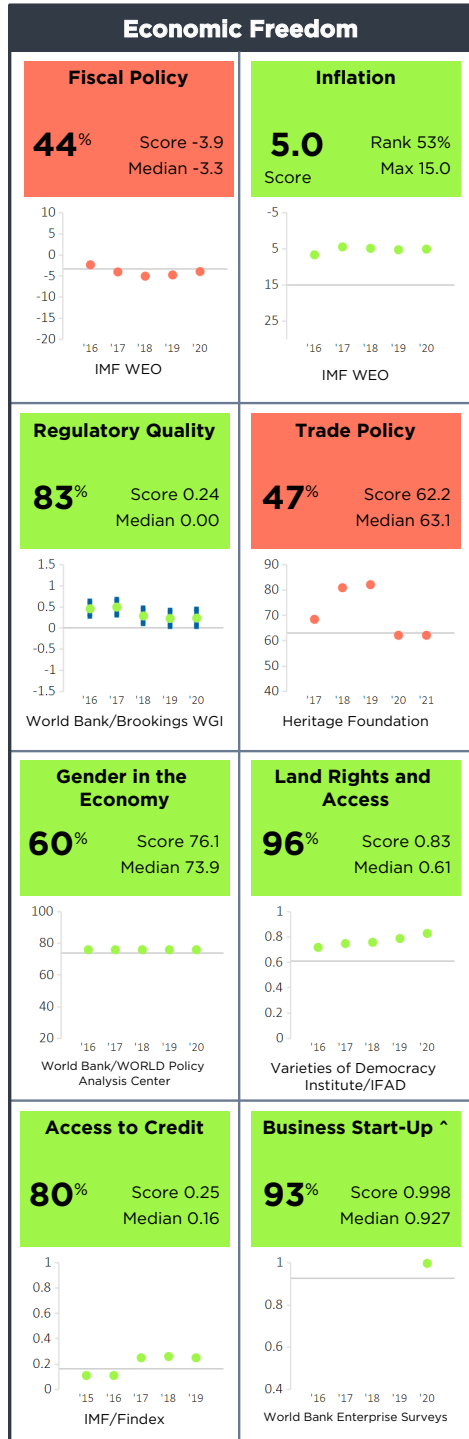
Category GNI/Cap ≤ \$1,965

Half Scorecard Passed ✓

Control of Corruption ✓

Democratic Rights ✓

Lesotho



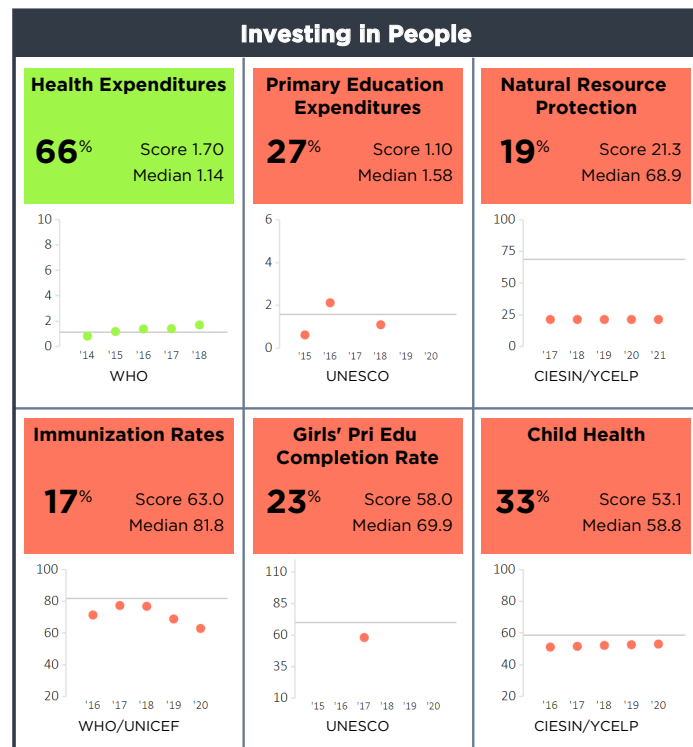
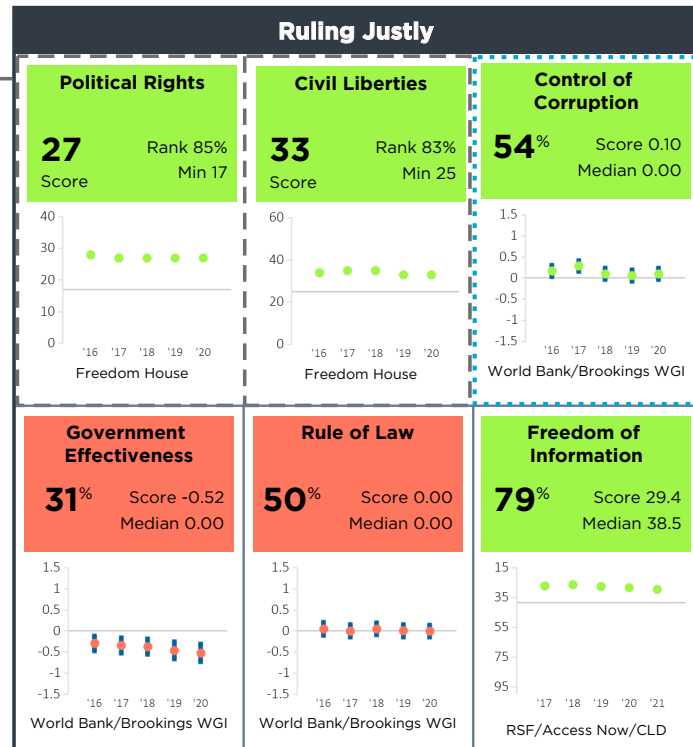
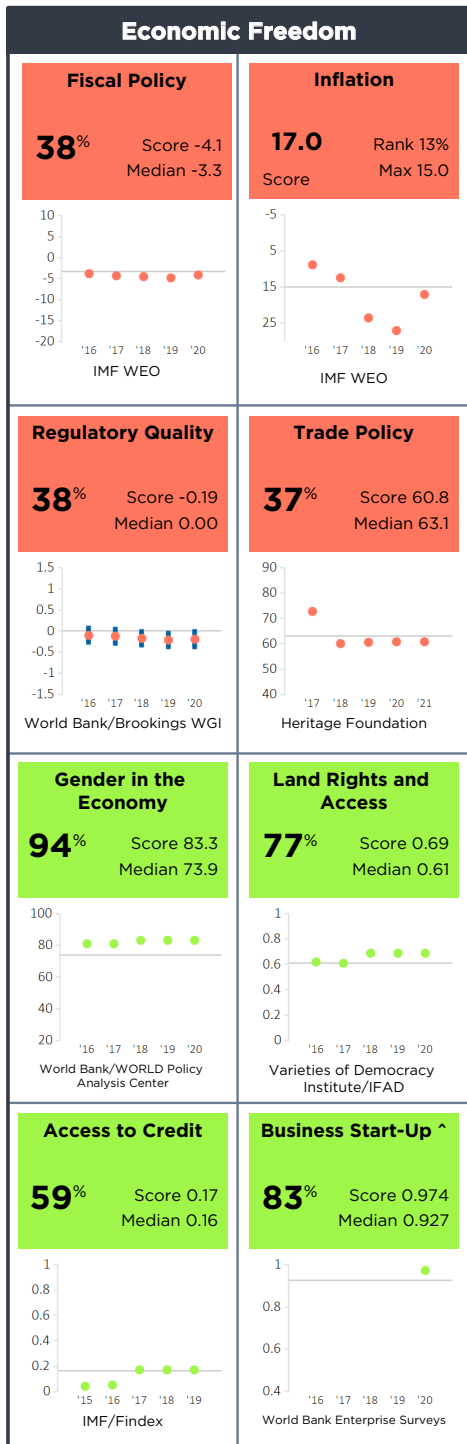
^ Visit www.mcc.gov/db-fy22 to learn how MCC is responding to the cancellation of the Doing Business Report and considerations for Business Start-Up this year.

Liberia FY22

Population 5,058,000

GNI/Cap \$530

Category GNI/Cap ≤ \$1,965

Half Scorecard Passed **X**Control of Corruption **✓**Democratic Rights **✓**

^ Visit www.mcc.gov/db-fy22 to learn how MCC is responding to the cancellation of the Doing Business Report and considerations for Business Start-Up this year.

Liberia

Madagascar FY22

Population 27,691,000

GNI/Cap \$480

Category GNI/Cap ≤ \$1,965

Half Scorecard Passed ✓Control of Corruption XDemocratic Rights ✓

Madagascar



For more information regarding the Millennium Challenge Account Selection Process and these indicators, please consult MCC's website www.mcc.gov/selection

^ Visit www.mcc.gov/db-fy22 to learn how MCC is responding to the cancellation of the Doing Business Report and considerations for Business Start-Up this year.

Malawi FY22

Population 19,130,000

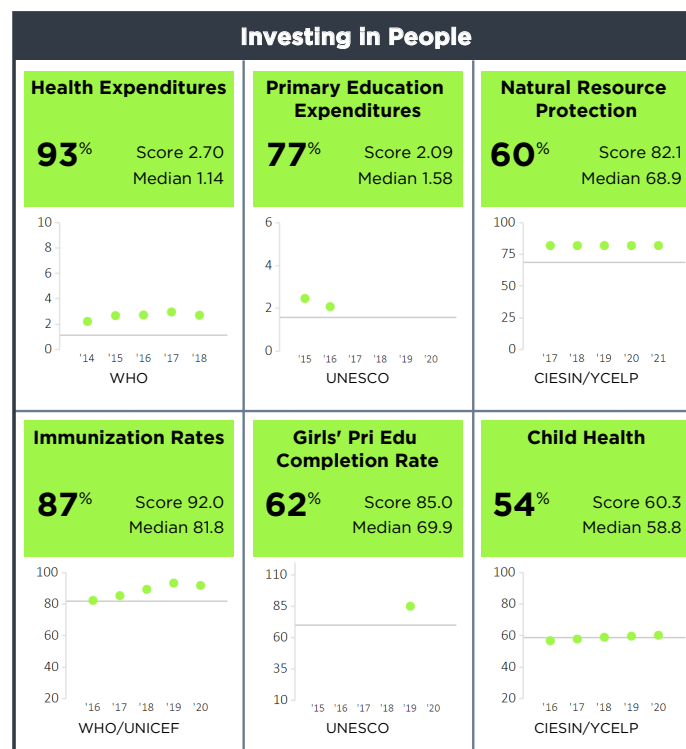
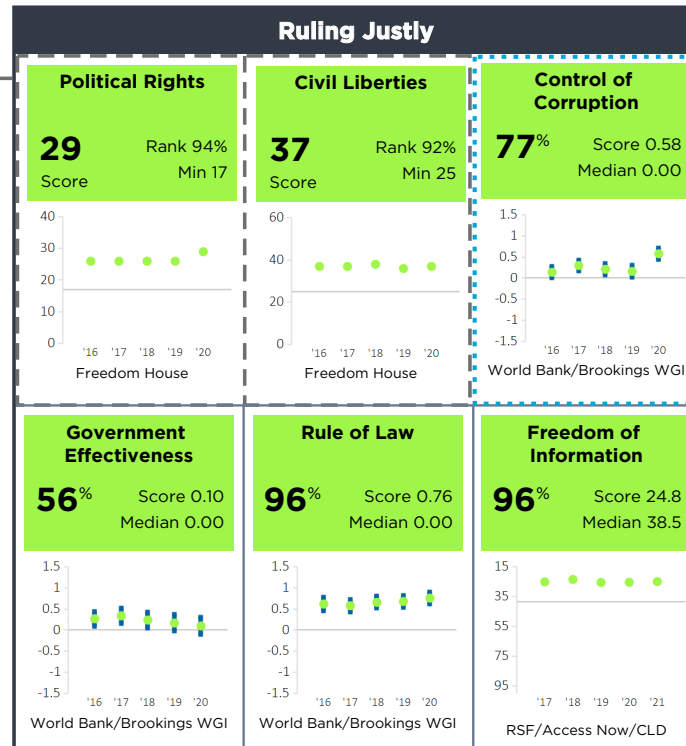
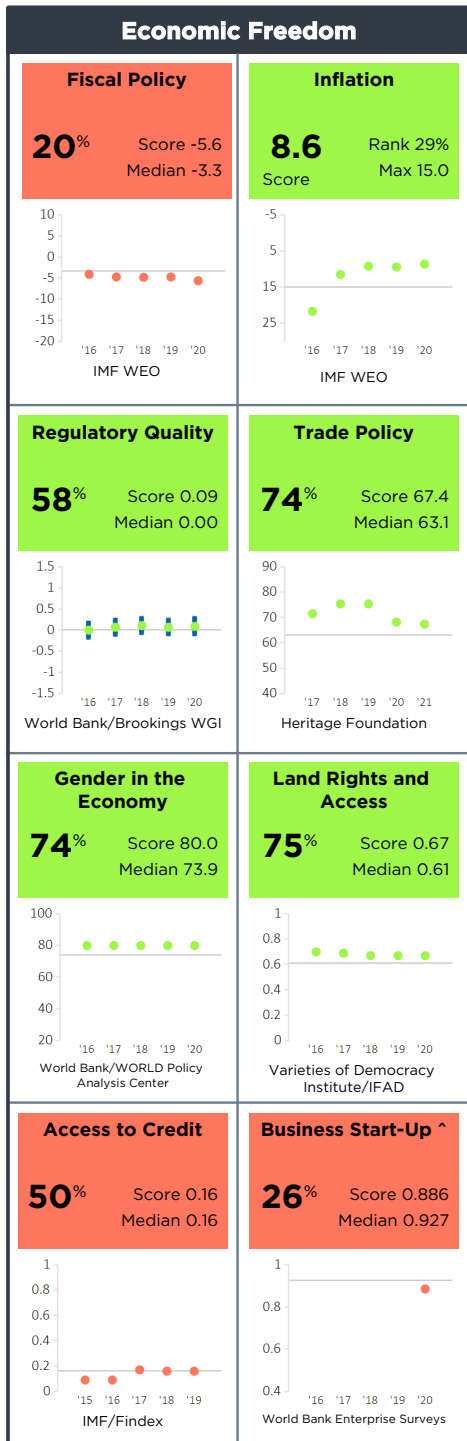
GNI/Cap \$580

Category GNI/Cap ≤ \$1,965

Half Scorecard Passed ✓

Control of Corruption ✓

Democratic Rights ✓



^ Visit www.mcc.gov/db-fy22 to learn how MCC is responding to the cancellation of the Doing Business Report and considerations for Business Start-Up this year.

Mali FY22

Population 20,251,000

GNI/Cap \$830

Category GNI/Cap ≤ \$1,965

Half Scorecard Passed X

Control of Corruption ✓

Democratic Rights X

Mali



For more information regarding the Millennium Challenge Account Selection Process and these indicators, please consult MCC's website www.mcc.gov/selection

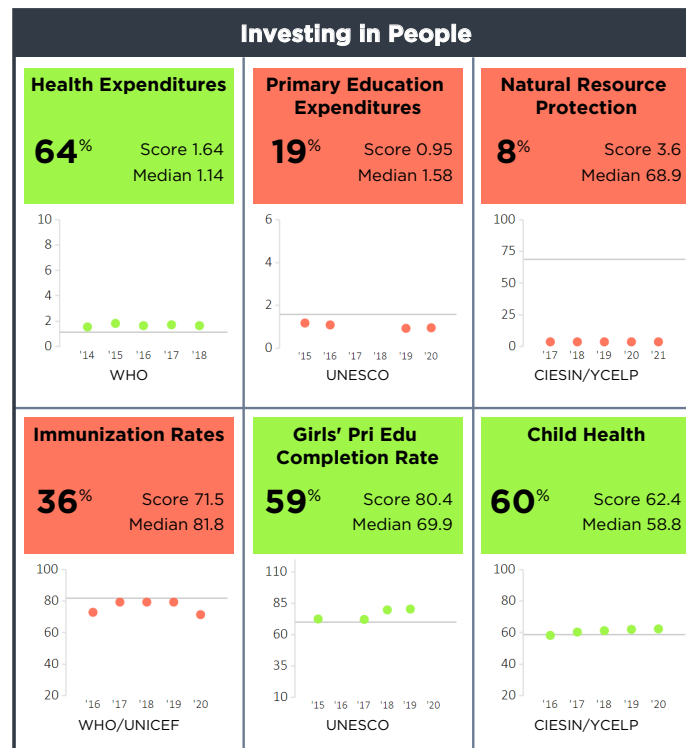
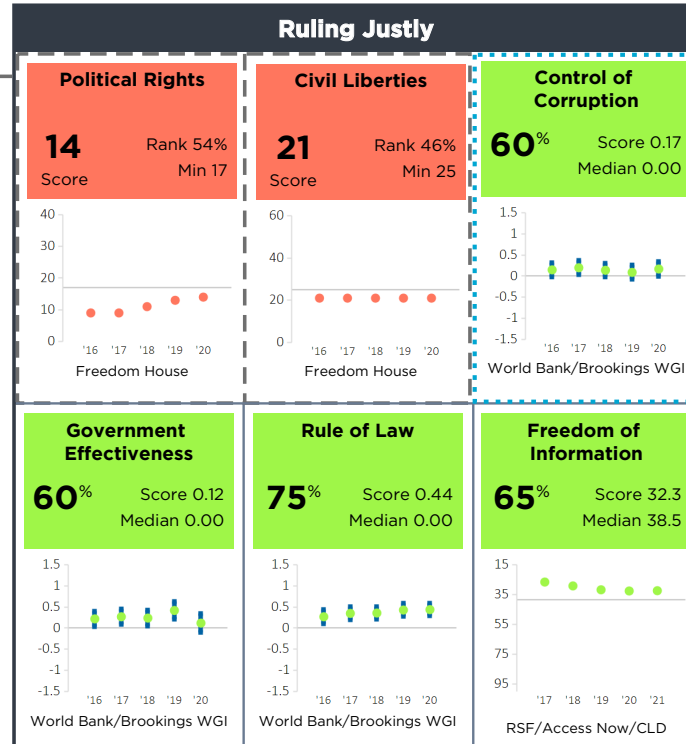
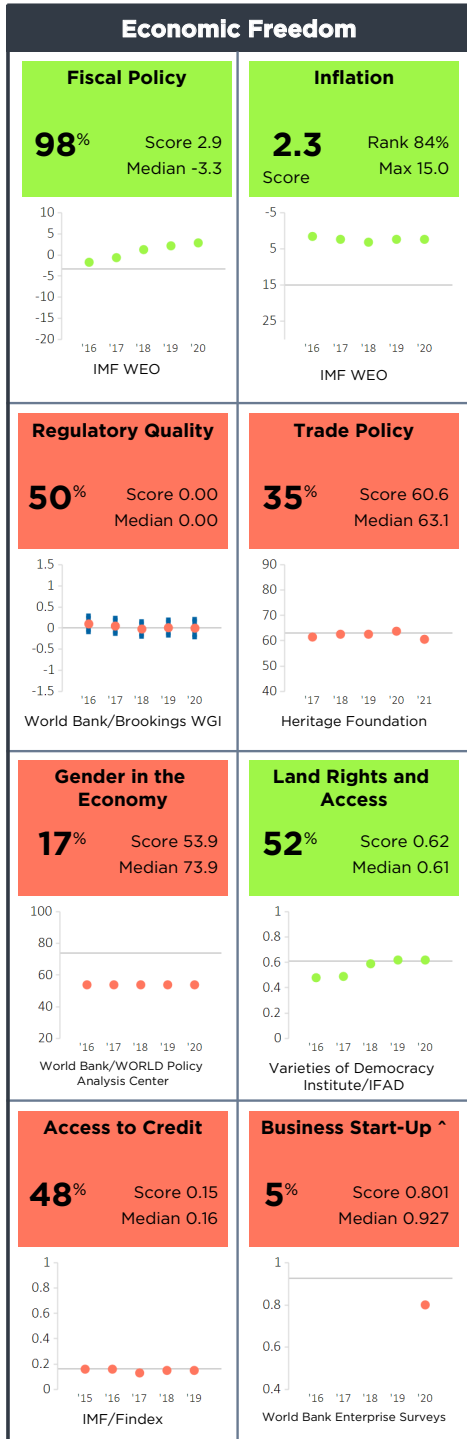
^ Visit www.mcc.gov/db-fy22 to learn how MCC is responding to the cancellation of the Doing Business Report and considerations for Business Start-Up this year.

Mauritania FY22

Population 4,650,000

GNI/Cap \$1,640

Category GNI/Cap ≤ \$1,965

Half Scorecard Passed ☒Control of Corruption ☒Democratic Rights ☐

^ Visit www.mcc.gov/db-fy22 to learn how MCC is responding to the cancellation of the Doing Business Report and considerations for Business Start-Up this year.

Mozambique FY22

Population 31,255,000

GNI/Cap \$460

Category GNI/Cap ≤ \$1,965

Half Scorecard Passed ✓

Control of Corruption ✓

Democratic Rights ✓

Mozambique



For more information regarding the Millennium Challenge Account Selection Process and these indicators, please consult MCC's website www.mcc.gov/selection

^ Visit www.mcc.gov/db-fy22 to learn how MCC is responding to the cancellation of the Doing Business Report and considerations for Business Start-Up this year.

Nepal FY22

Population 29,137,000

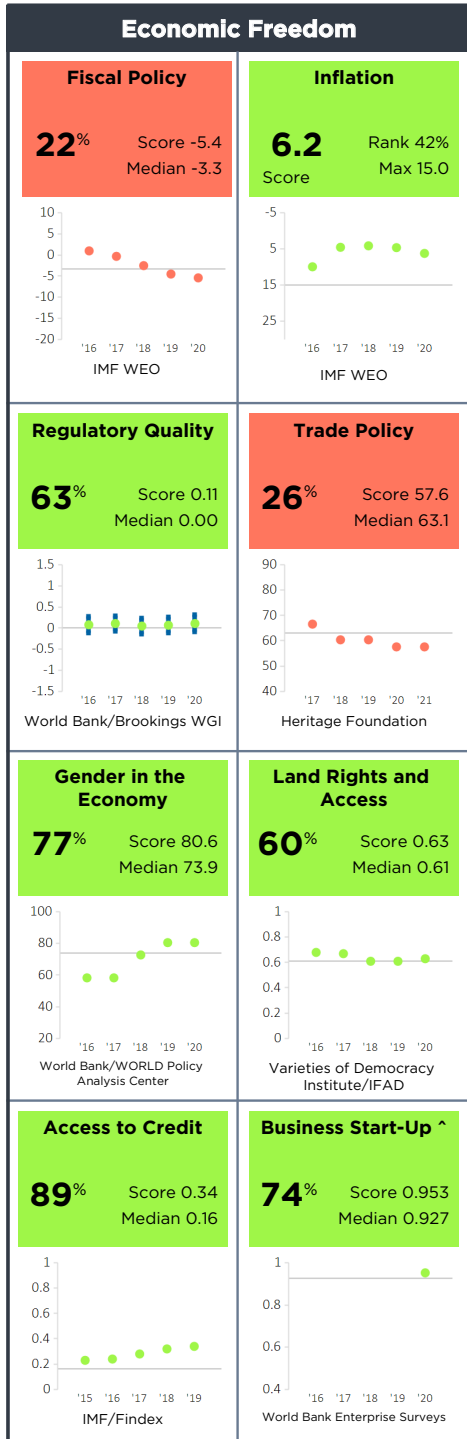
GNI/Cap \$1,190

Category GNI/Cap ≤ \$1,965

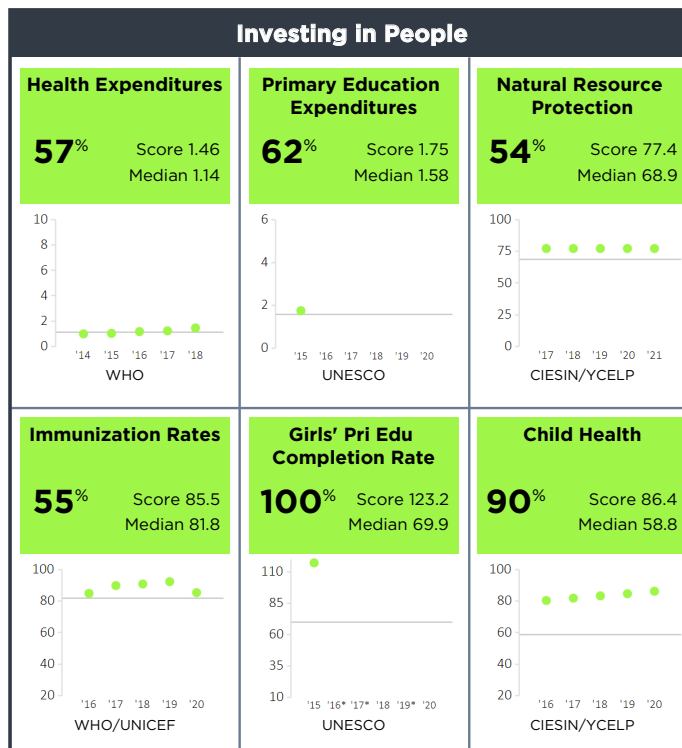
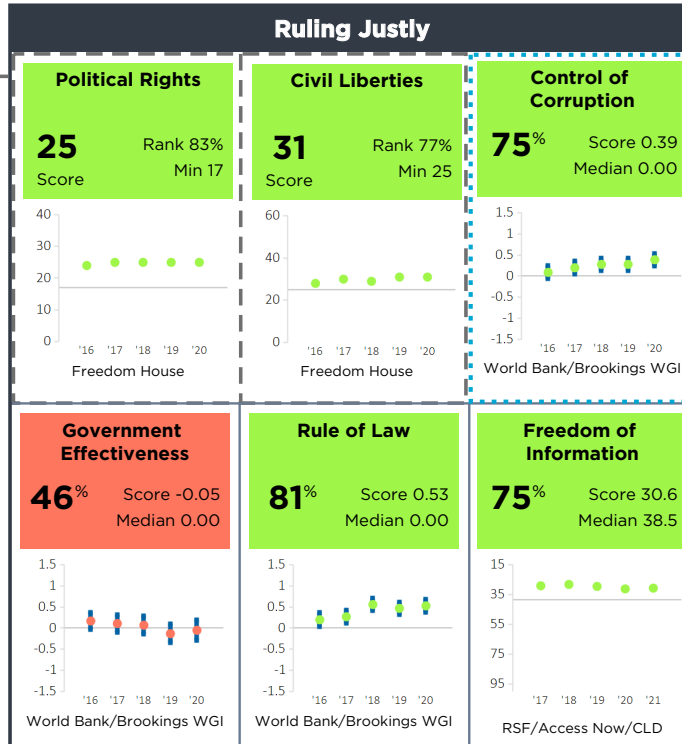
Half Scorecard Passed ✓

Control of Corruption ✓

Democratic Rights ✓



* Indicates the country has a score this year, but the score is outside the range of scores shown on the chart.



^ Visit www.mcc.gov/db-fy22 to learn how MCC is responding to the cancellation of the Doing Business Report and considerations for Business Start-Up this year.

Nepal

Nicaragua FY22

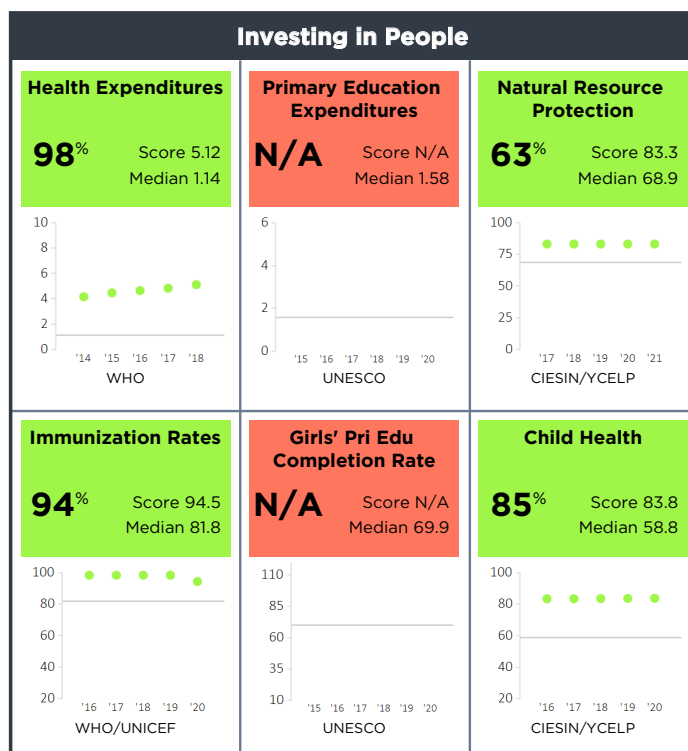
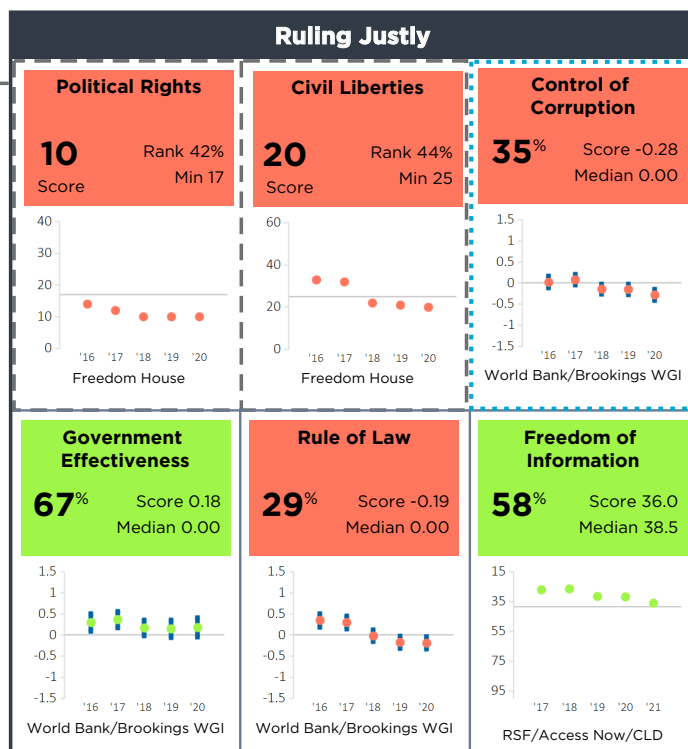
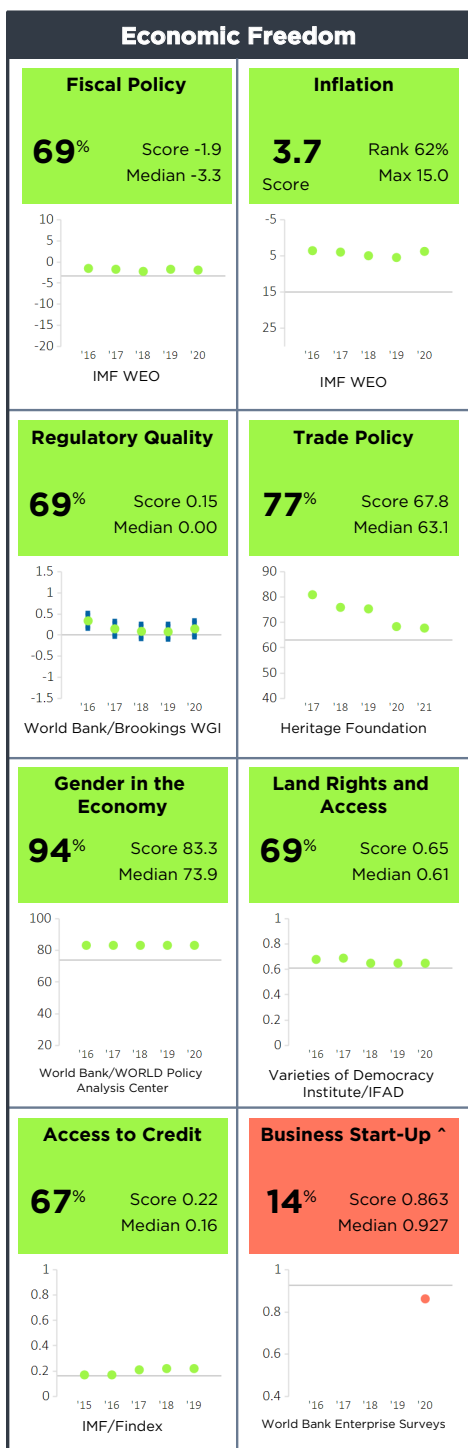
Population 6,625,000

GNI/Cap \$1,850

Category GNI/Cap ≤ \$1,965

Half Scorecard Passed ✓Control of Corruption XDemocratic Rights X

Nicaragua



^ Visit www.mcc.gov/db-fy22 to learn how MCC is responding to the cancellation of the Doing Business Report and considerations for Business Start-Up this year.

Niger FY22

Population 24,207,000

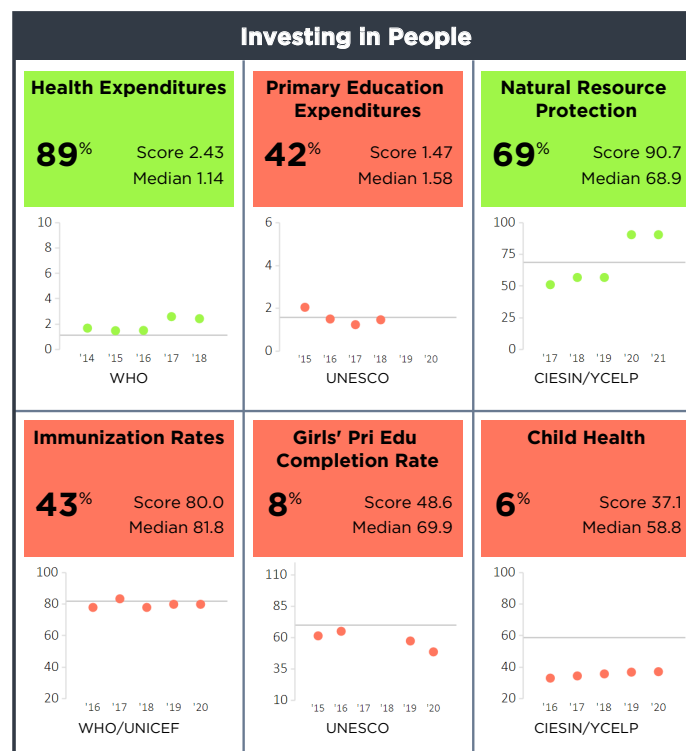
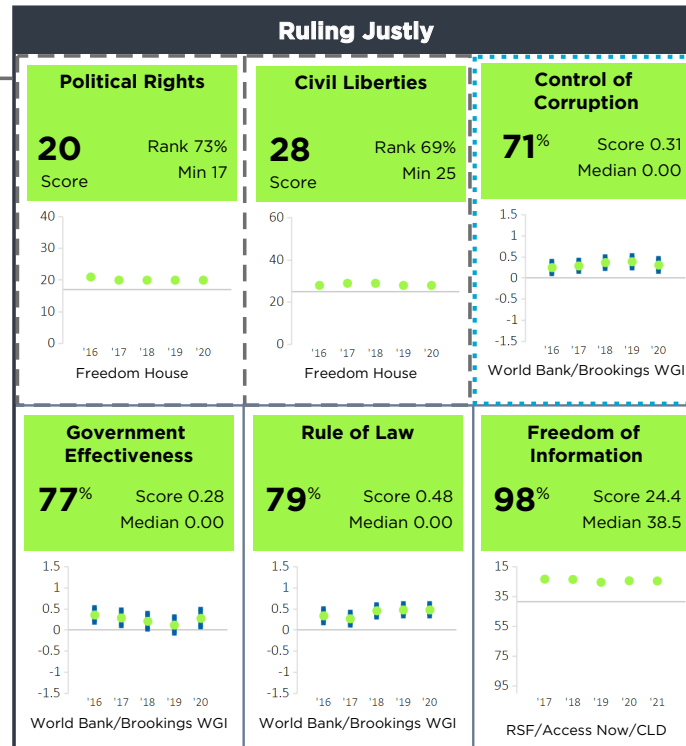
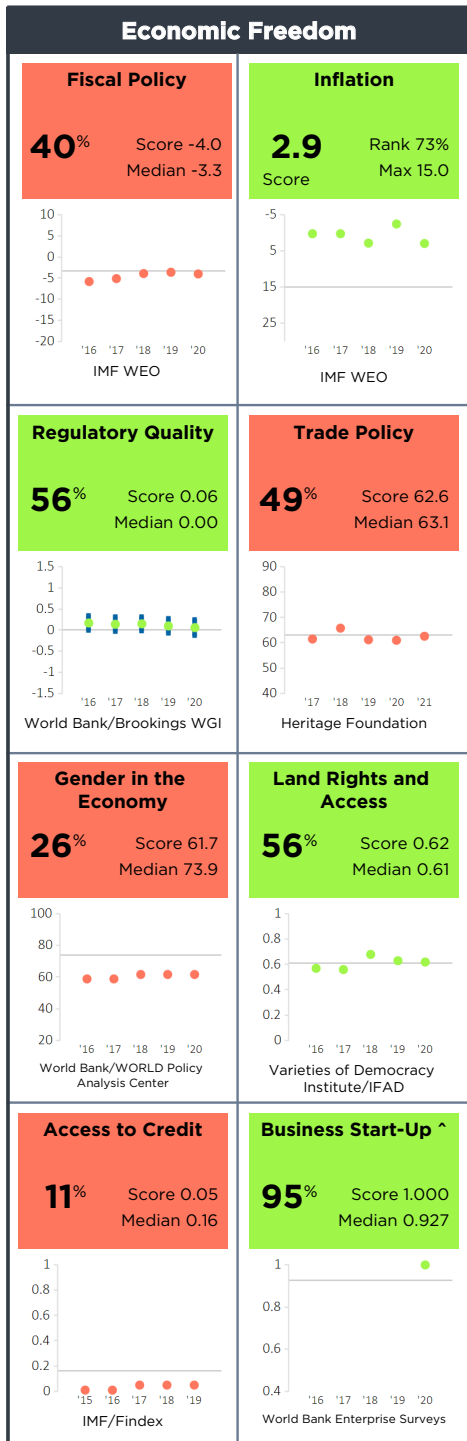
GNI/Cap \$540

Category GNI/Cap ≤ \$1,965

Half Scorecard Passed ✓

Control of Corruption ✓

Democratic Rights ✓



^ Visit www.mcc.gov/db-fy22 to learn how MCC is responding to the cancellation of the Doing Business Report and considerations for Business Start-Up this year.

Niger

Pakistan FY22

Population 220,892,000

GNI/Cap \$1,280

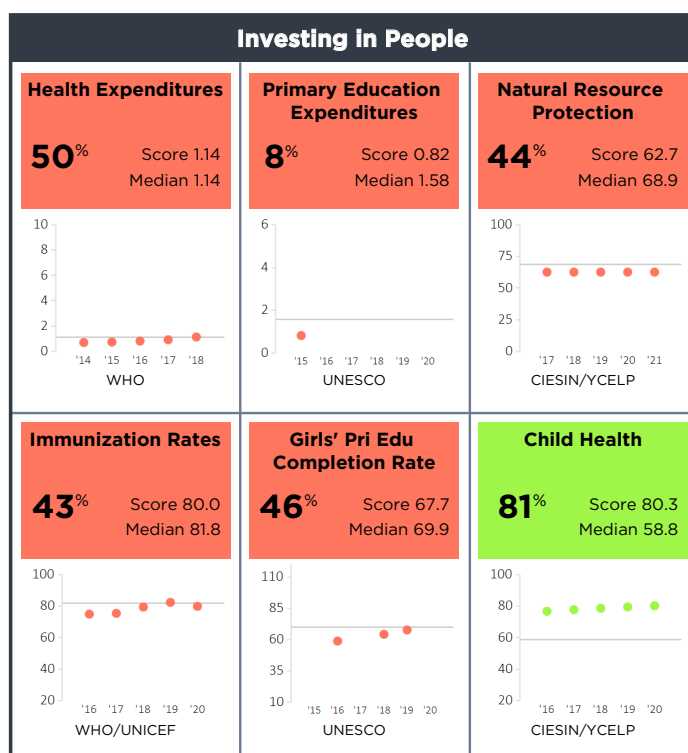
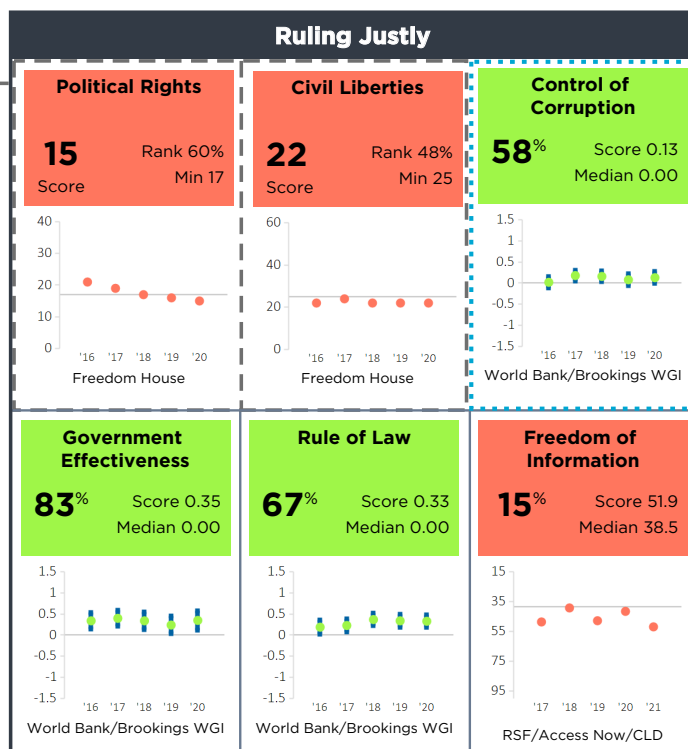
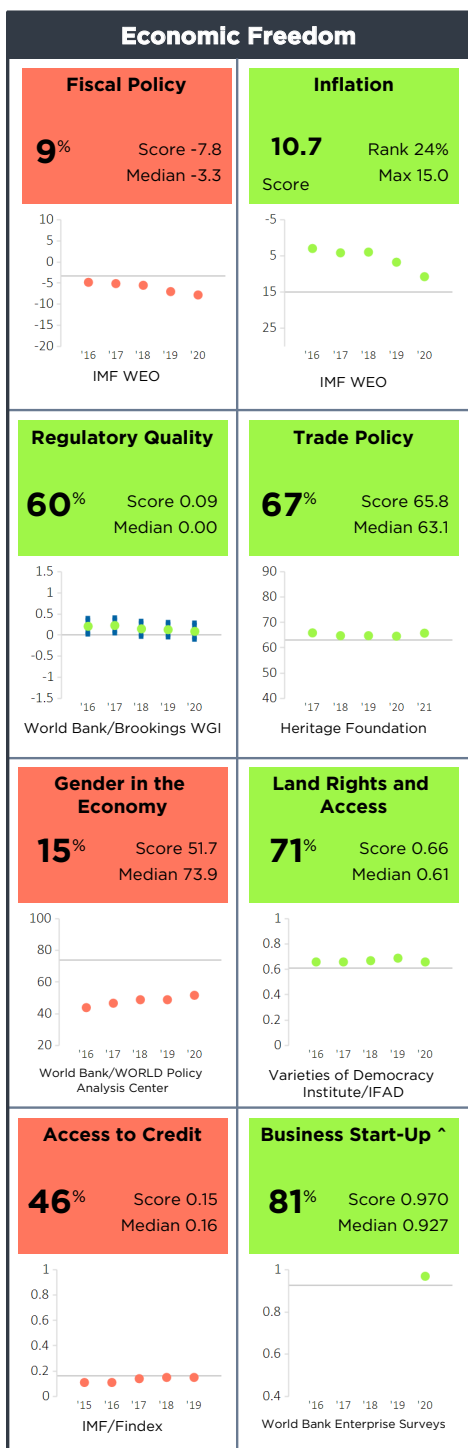
Category GNI/Cap ≤ \$1,965

Half Scorecard Passed X

Control of Corruption ✓

Democratic Rights X

Pakistan



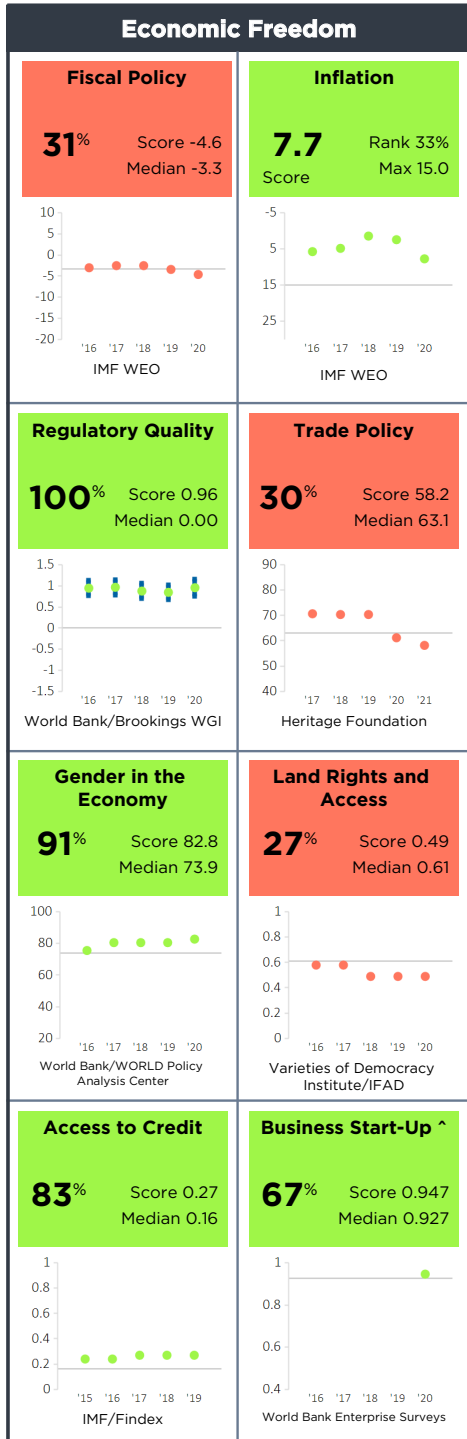
^ Visit www.mcc.gov/db-fy22 to learn how MCC is responding to the cancellation of the Doing Business Report and considerations for Business Start-Up this year.

Rwanda FY22

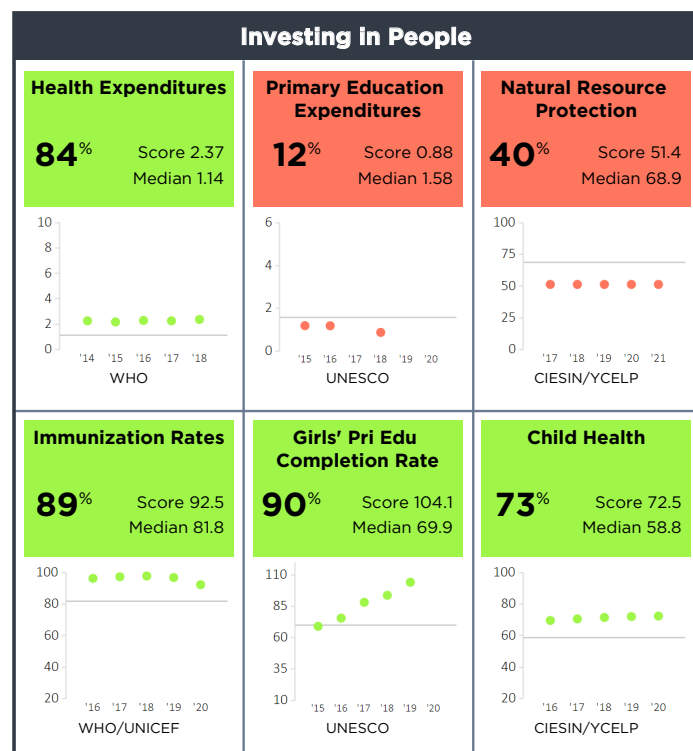
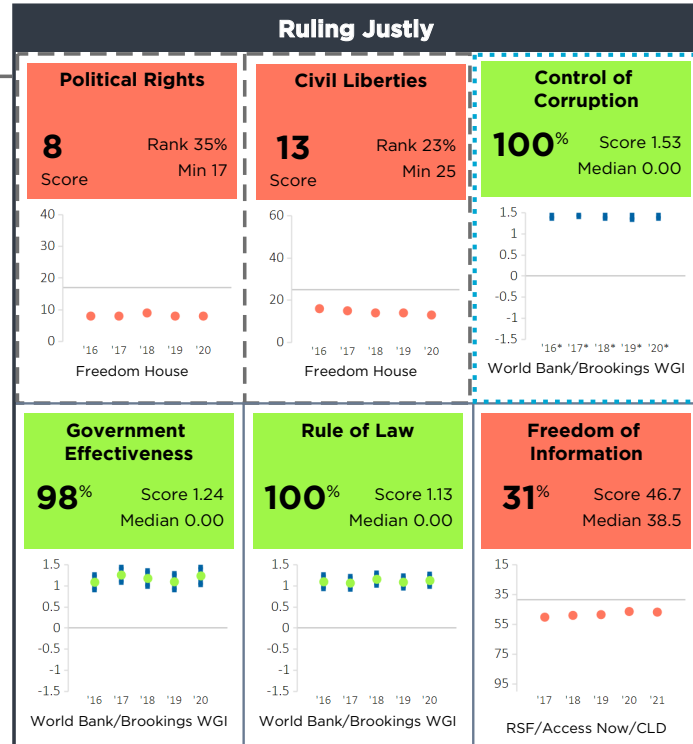
Population 12,952,000

GNI/Cap \$780

Category GNI/Cap ≤ \$1,965

Half Scorecard Passed ☒Control of Corruption ☒Democratic Rights ☐

* Indicates the country has a score this year, but the score is outside the range of scores shown on the chart.



^ Visit www.mcc.gov/db-fy22 to learn how MCC is responding to the cancellation of the Doing Business Report and considerations for Business Start-Up this year.

Rwanda

Senegal FY22

Population 16,744,000

GNI/Cap \$1,430

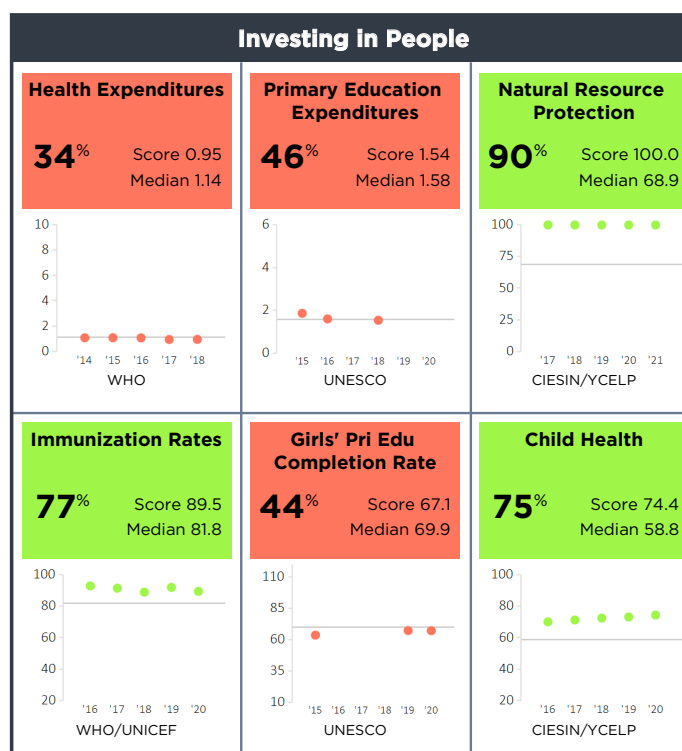
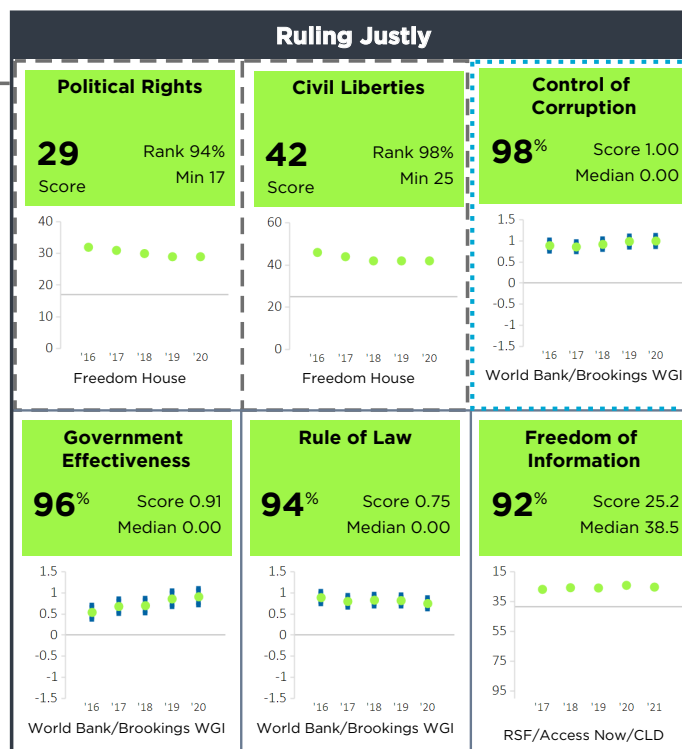
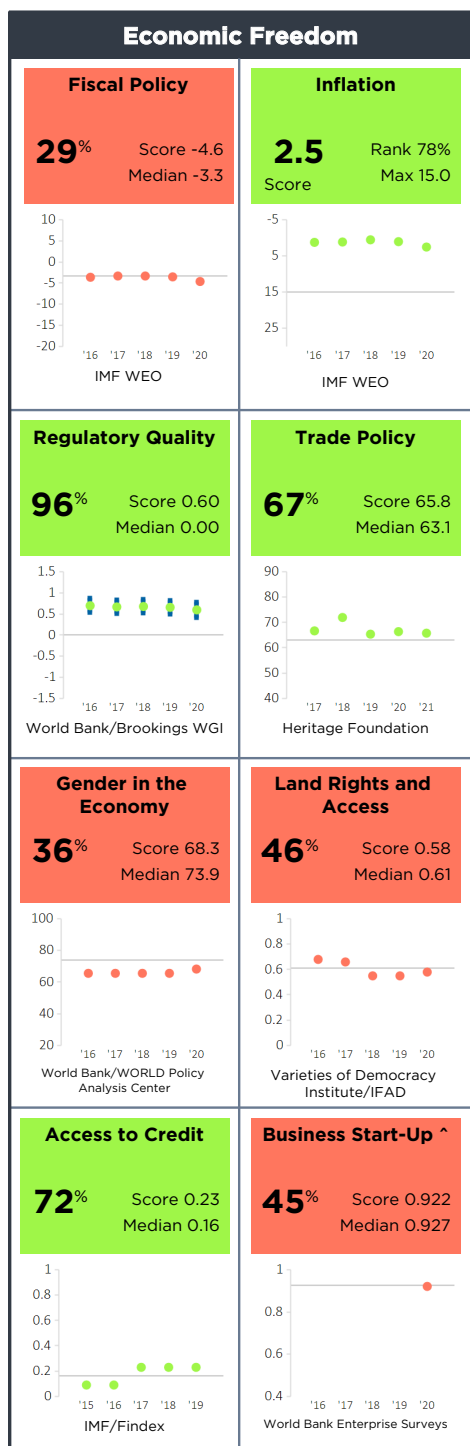
Category GNI/Cap ≤ \$1,965

Half Scorecard Passed ✓

Control of Corruption ✓

Democratic Rights ✓

Senegal



^ Visit www.mcc.gov/db-fy22 to learn how MCC is responding to the cancellation of the Doing Business Report and considerations for Business Start-Up this year.

Sierra Leone FY22

Population 7,977,000

GNI/Cap \$490

Category GNI/Cap ≤ \$1,965

Half Scorecard Passed ✓

Control of Corruption ✓

Democratic Rights ✓



For more information regarding the Millennium Challenge Account Selection Process and these indicators, please consult MCC's website www.mcc.gov/selection

^ Visit www.mcc.gov/db-fy22 to learn how MCC is responding to the cancellation of the Doing Business Report and considerations for Business Start-Up this year.

Sierra Leone

Somalia FY22

Population 15,893,000

GNI/Cap \$310

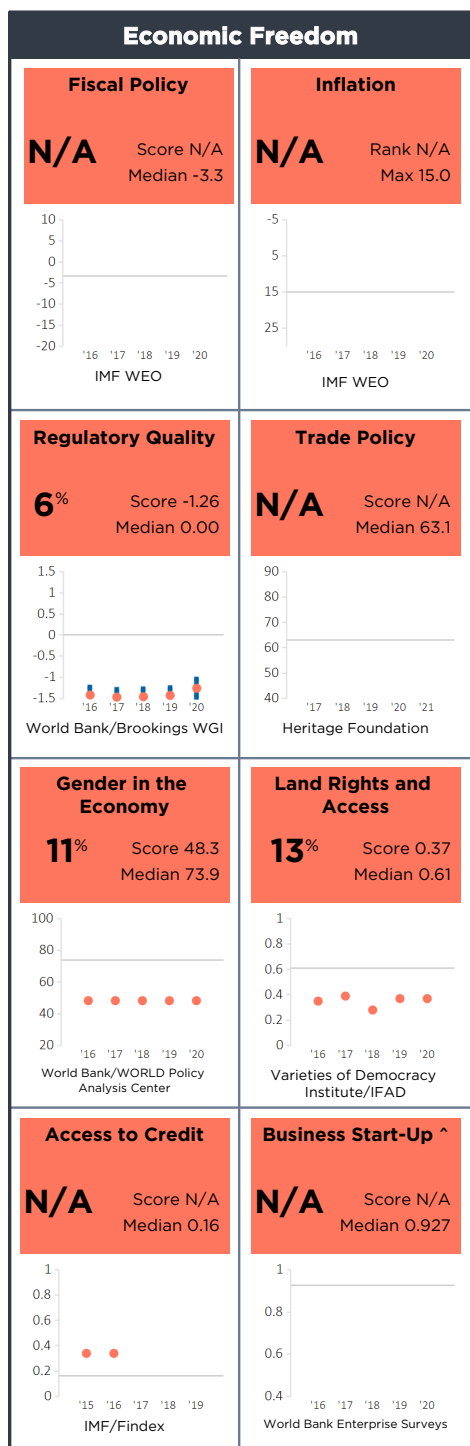
Category GNI/Cap ≤ \$1,965

Half Scorecard Passed X

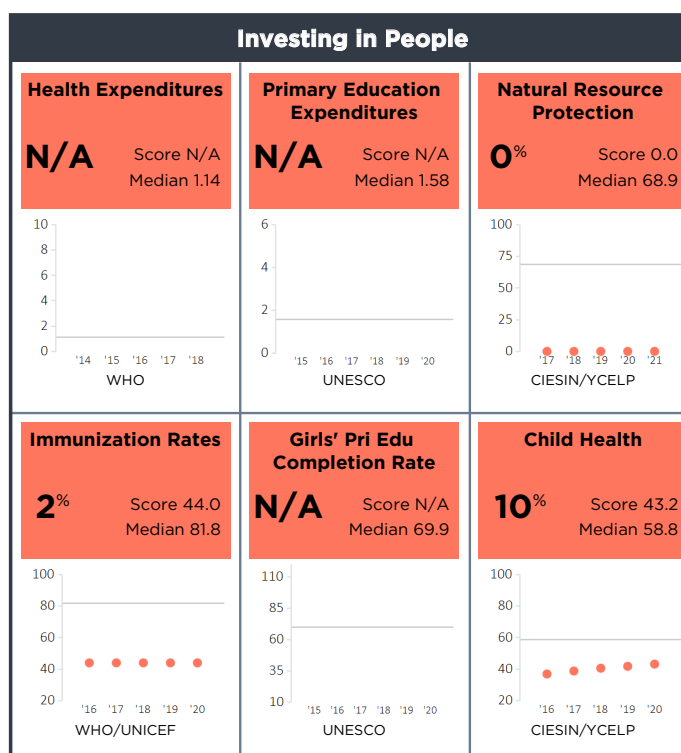
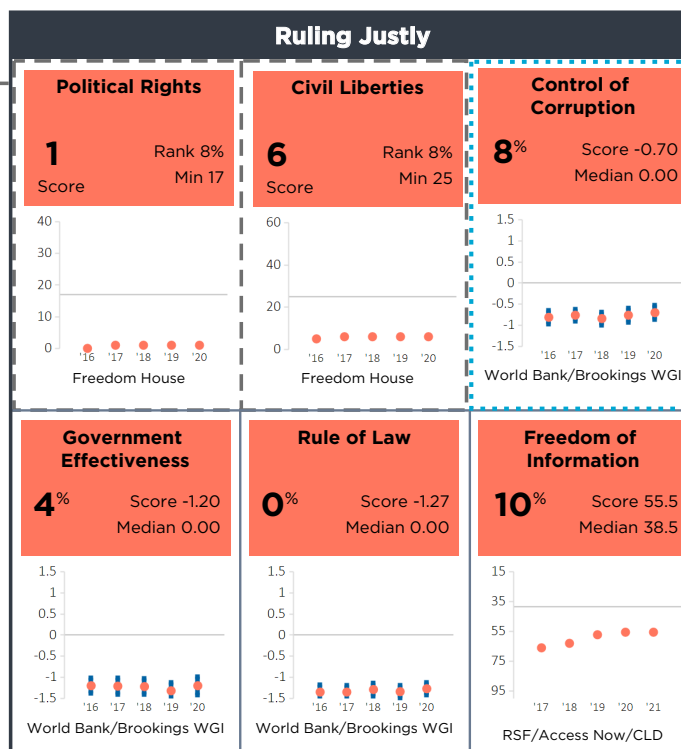
Control of Corruption X

Democratic Rights X

Somalia



For more information regarding the Millennium Challenge Account Selection Process and these indicators, please consult MCC's website www.mcc.gov/selection



^ Visit www.mcc.gov/db-fy22 to learn how MCC is responding to the cancellation of the Doing Business Report and considerations for Business Start-Up this year.

South Sudan FY22

Population 11,194,000

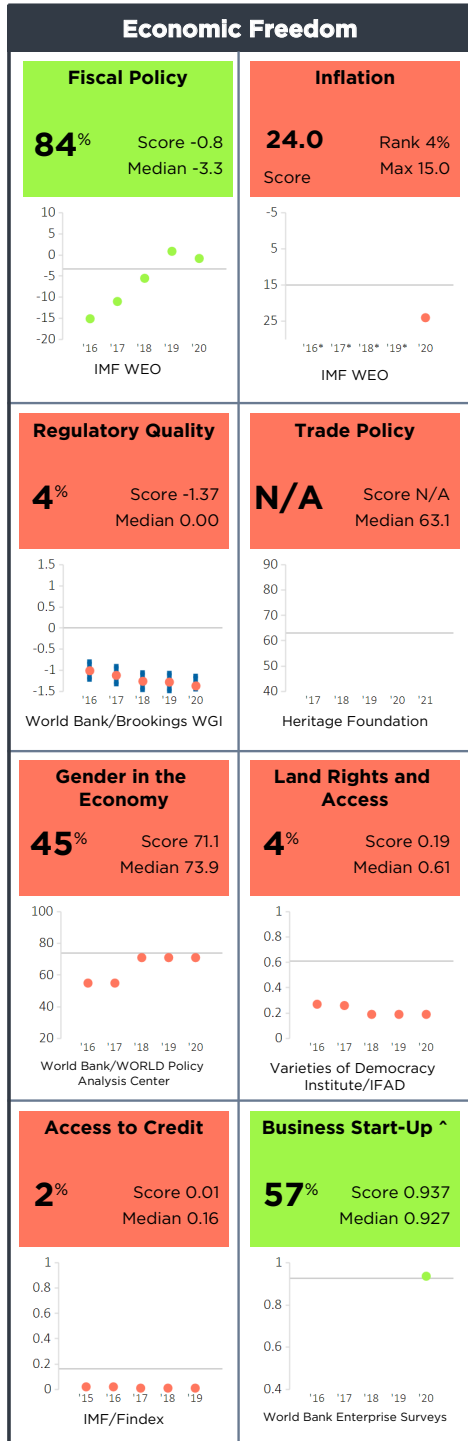
GNI/Cap

Category GNI/Cap ≤ \$1,965

Half Scorecard Passed X

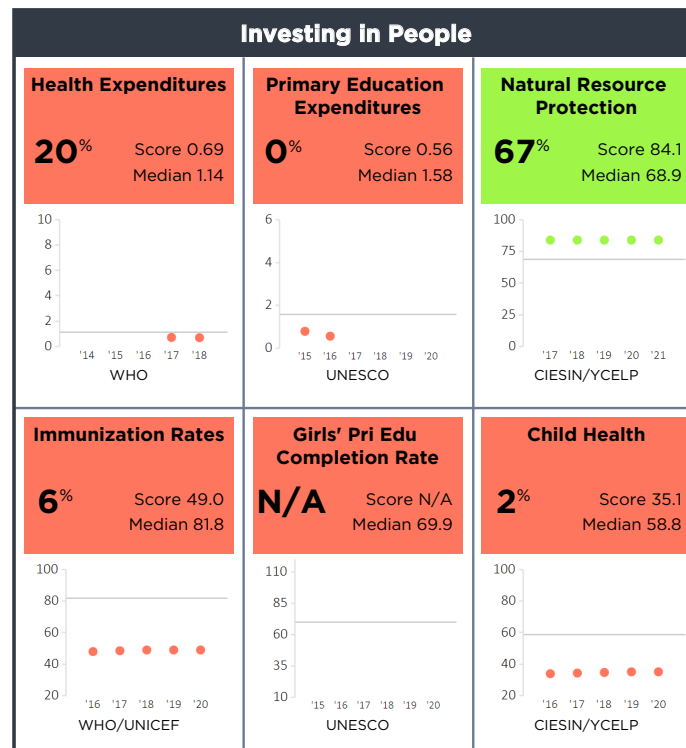
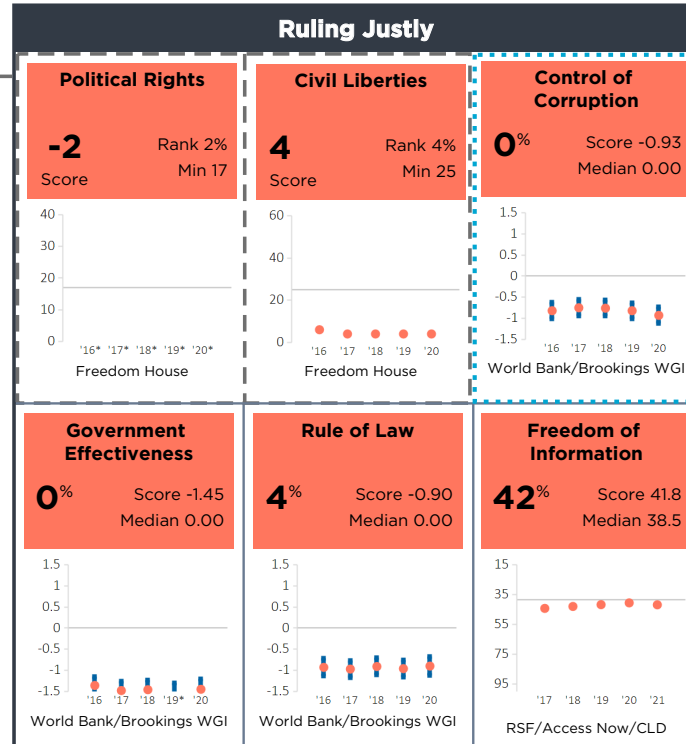
Control of Corruption X

Democratic Rights X



For more information regarding the Millennium Challenge Account Selection Process and these indicators, please consult MCC's website www.mcc.gov/selection

* Indicates the country has a score this year, but the score is outside the range of scores shown on the chart.



^ Visit www.mcc.gov/db-fy22 to learn how MCC is responding to the cancellation of the Doing Business Report and considerations for Business Start-Up this year.

South Sudan

Sudan FY22

Population 43,849,000

GNI/Cap \$650

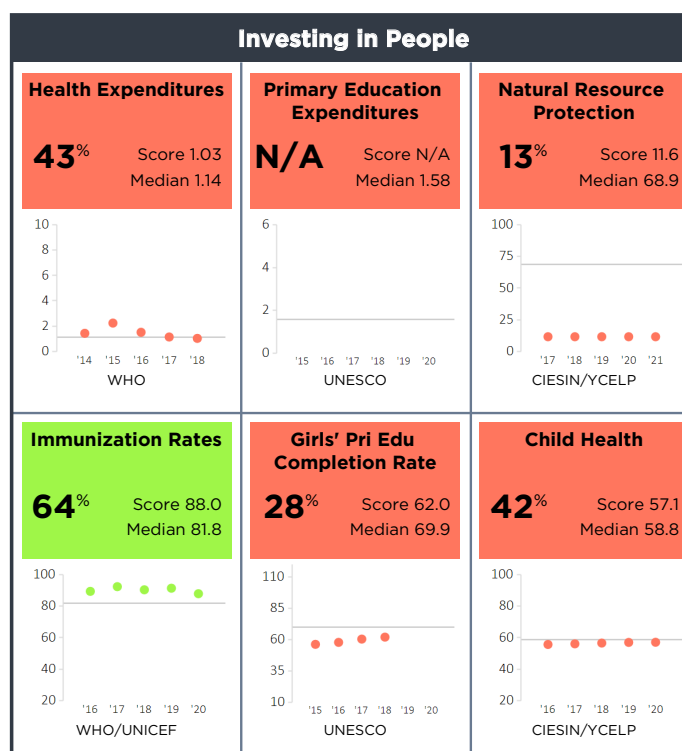
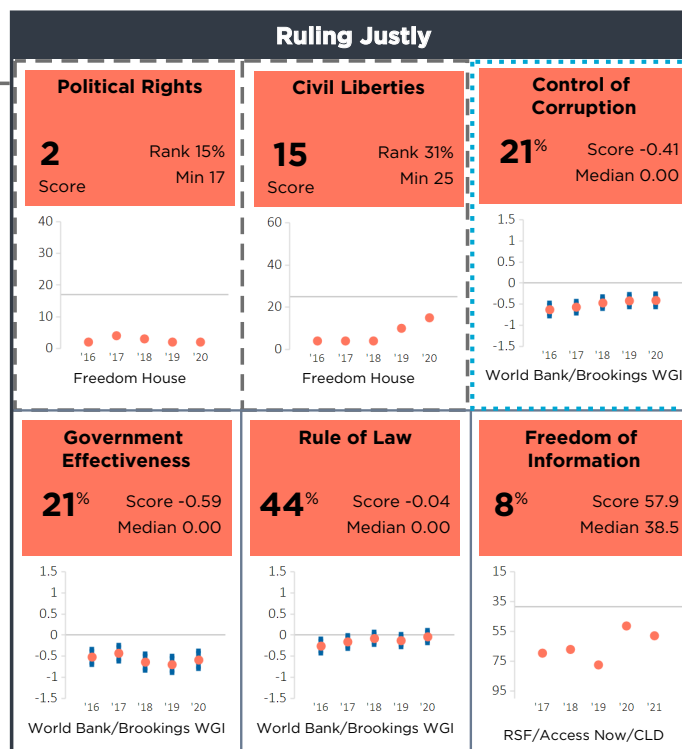
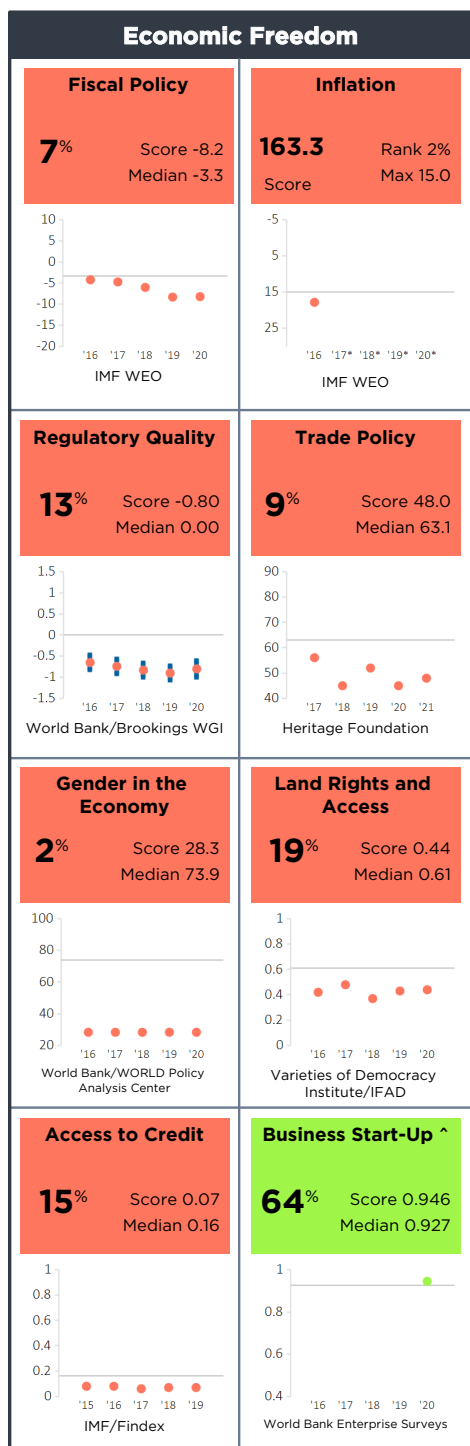
Category GNI/Cap ≤ \$1,965

Half Scorecard Passed X

Control of Corruption X

Democratic Rights X

Sudan



* Indicates the country has a score this year, but the score is outside the range of scores shown on the chart.

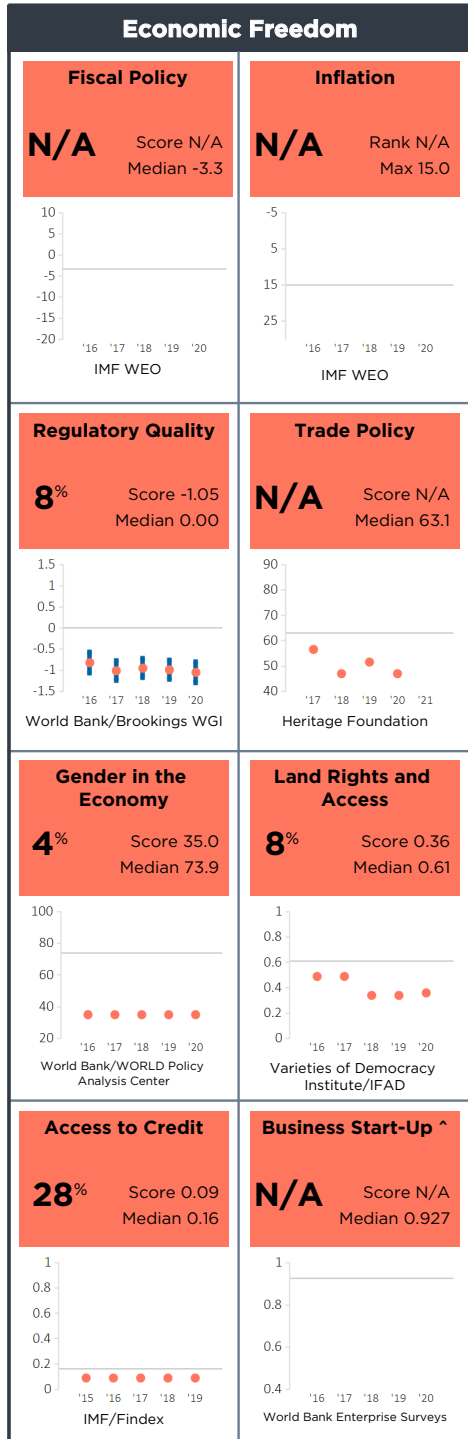
^ Visit www.mcc.gov/db-fy22 to learn how MCC is responding to the cancellation of the Doing Business Report and considerations for Business Start-Up this year.

Syrian Arab Republic FY22

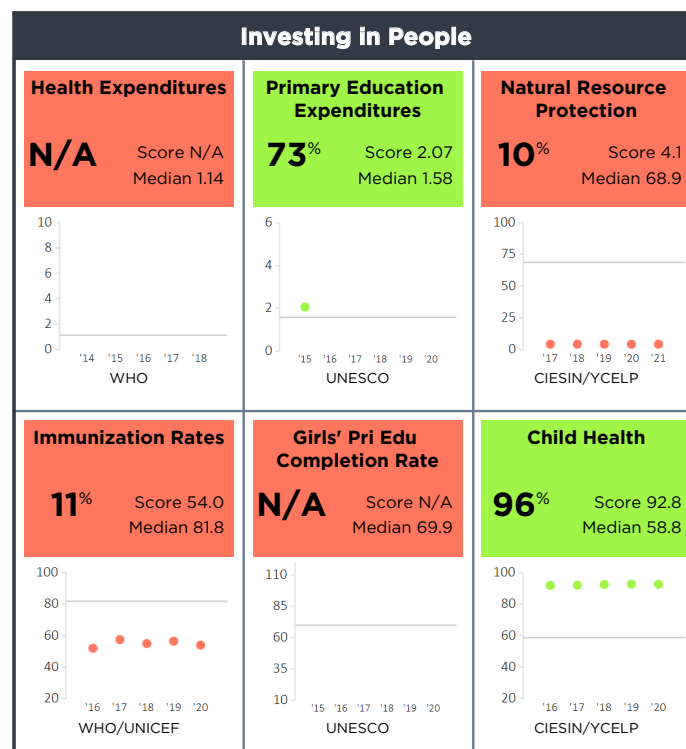
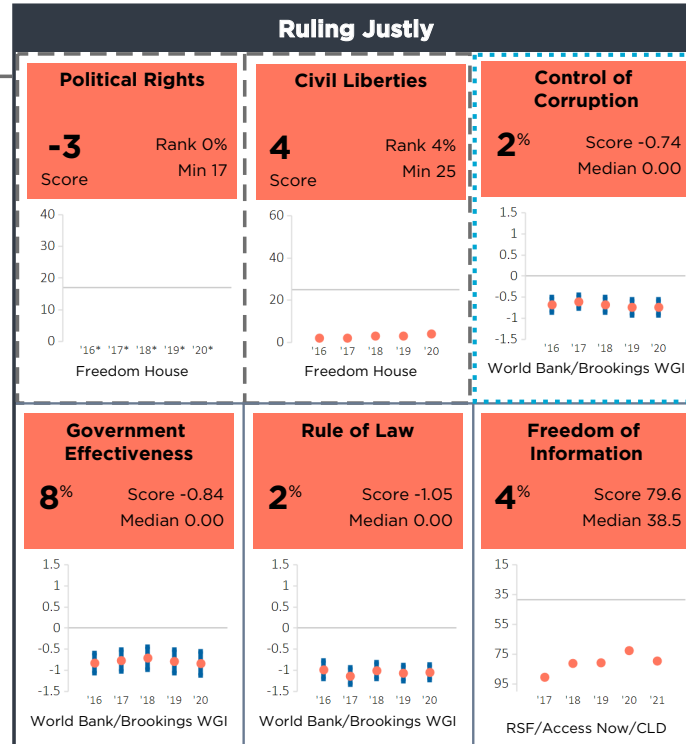
Population 17,501,000

GNI/Cap

Category GNI/Cap ≤ \$1,965

Half Scorecard Passed **X**Control of Corruption **X**Democratic Rights **X**

* Indicates the country has a score this year, but the score is outside the range of scores shown on the chart.



^ Visit www.mcc.gov/db-fy22 to learn how MCC is responding to the cancellation of the Doing Business Report and considerations for Business Start-Up this year.

Tajikistan FY22

Population 9,538,000

GNI/Cap \$1,060

Category GNI/Cap ≤ \$1,965

Half Scorecard Passed ✓Control of Corruption XDemocratic Rights X

Tajikistan



For more information regarding the Millennium Challenge Account Selection Process and these indicators, please consult MCC's website www.mcc.gov/selection

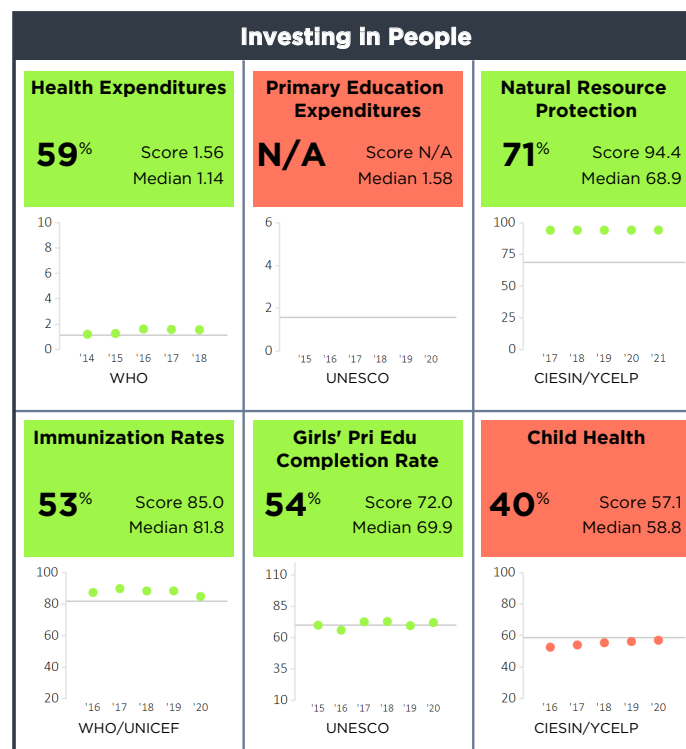
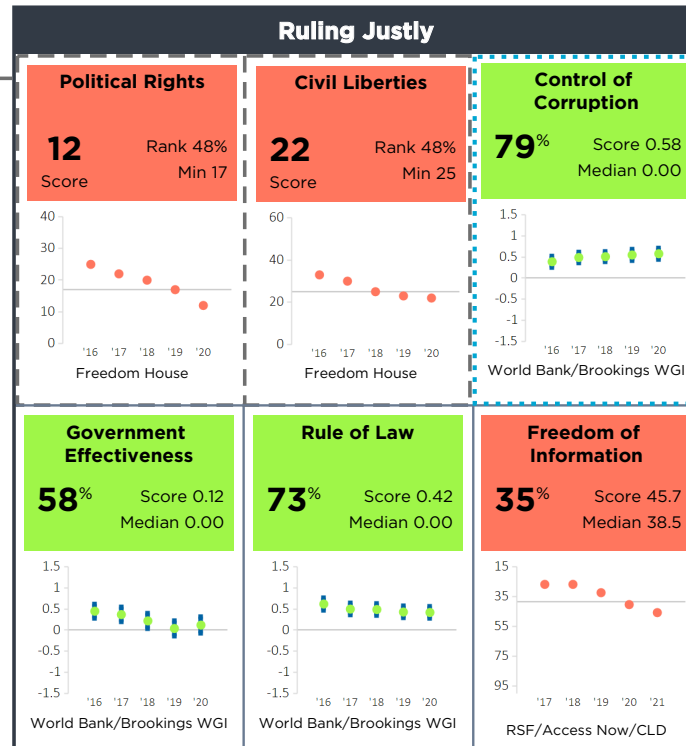
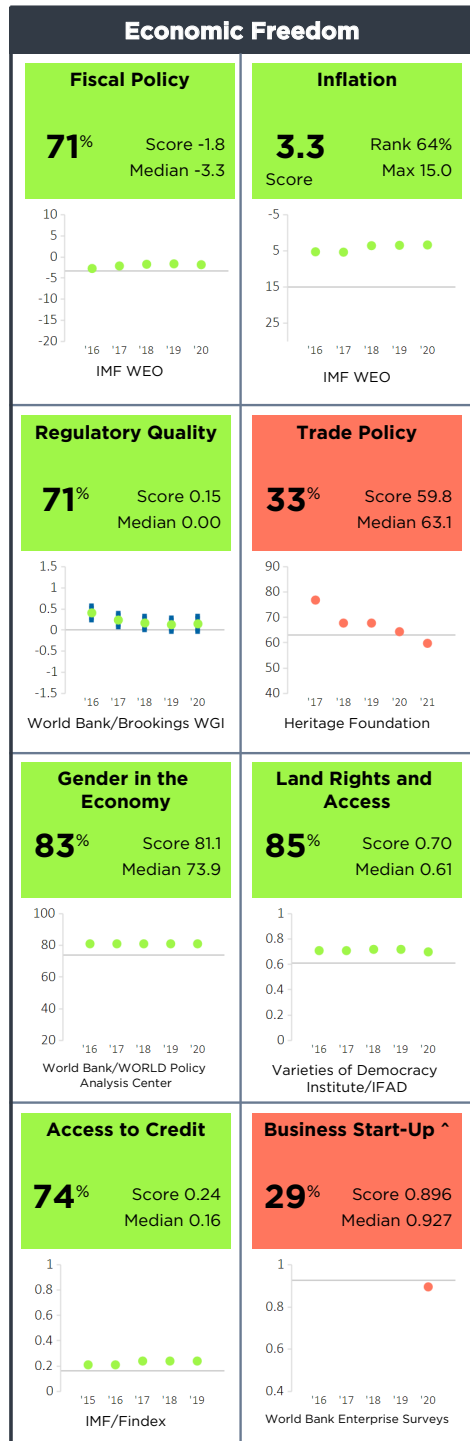
^ Visit www.mcc.gov/db-fy22 to learn how MCC is responding to the cancellation of the Doing Business Report and considerations for Business Start-Up this year.

Tanzania FY22

Population 59,734,000

GNI/Cap \$1,080

Category GNI/Cap ≤ \$1,965

Half Scorecard Passed ✓Control of Corruption ✓Democratic Rights X

^ Visit www.mcc.gov/db-fy22 to learn how MCC is responding to the cancellation of the Doing Business Report and considerations for Business Start-Up this year.

Tanzania

Timor-Leste FY22

Population 1,318,000

GNI/Cap \$1,830

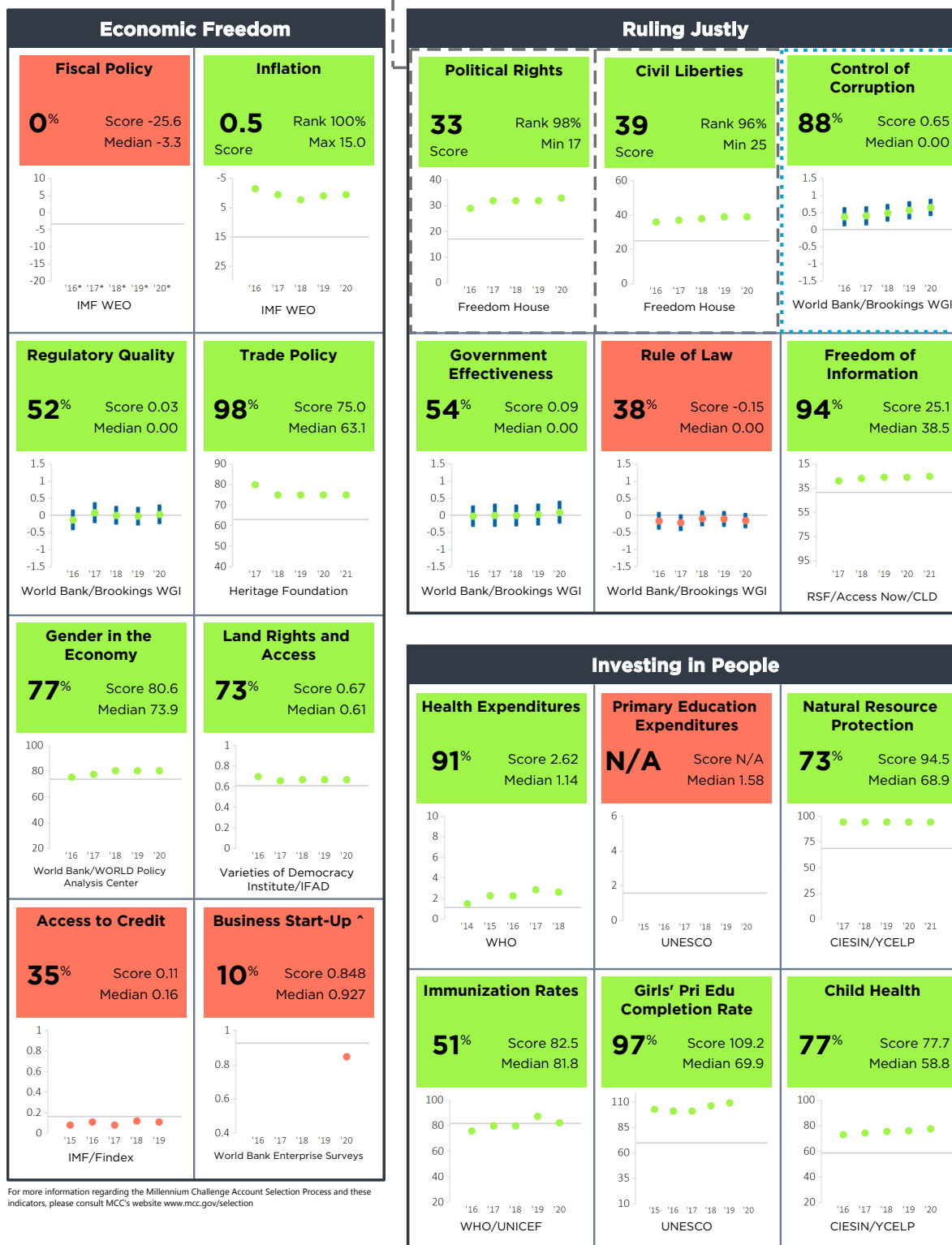
Category GNI/Cap ≤ \$1,965

Half Scorecard Passed ✓

Control of Corruption ✓

Democratic Rights ✓

Timor-Leste



For more information regarding the Millennium Challenge Account Selection Process and these indicators, please consult MCC's website www.mcc.gov/selection

* Indicates the country has a score this year, but the score is outside the range of scores shown on the chart.

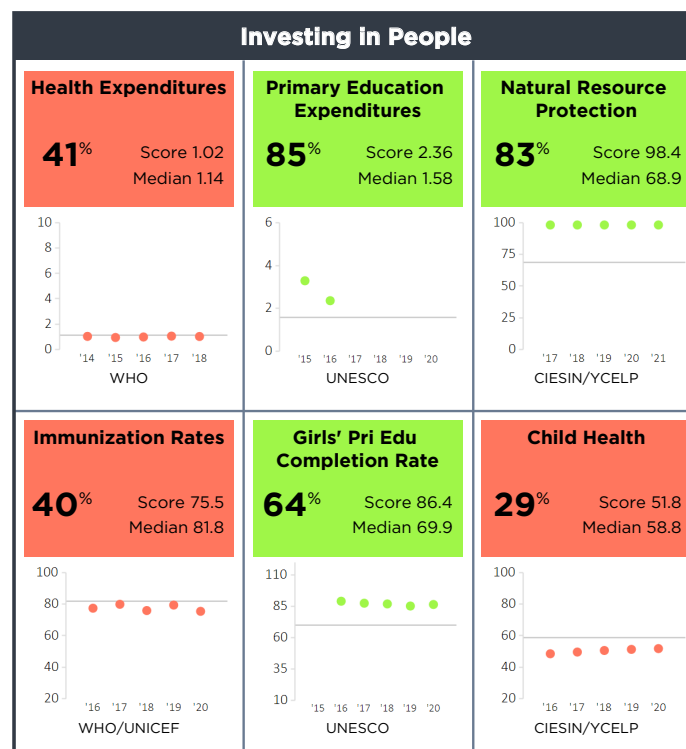
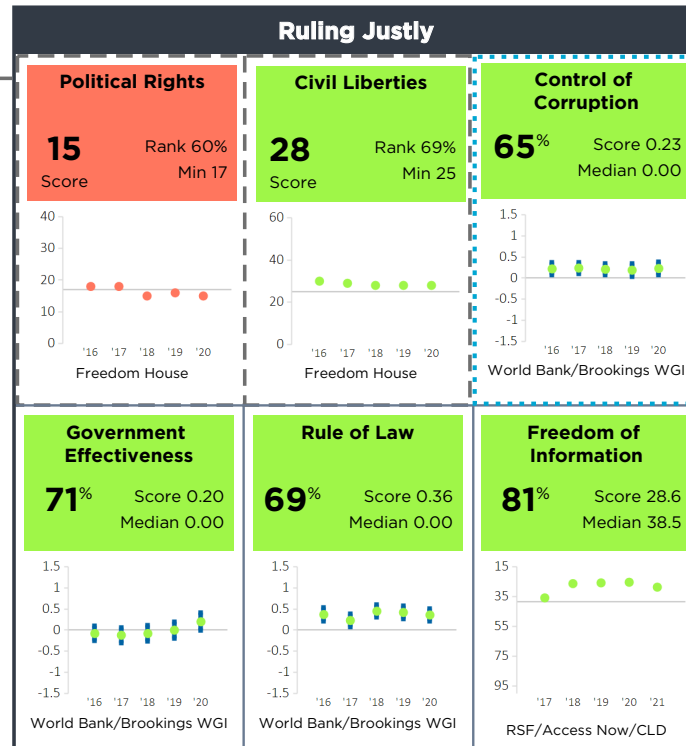
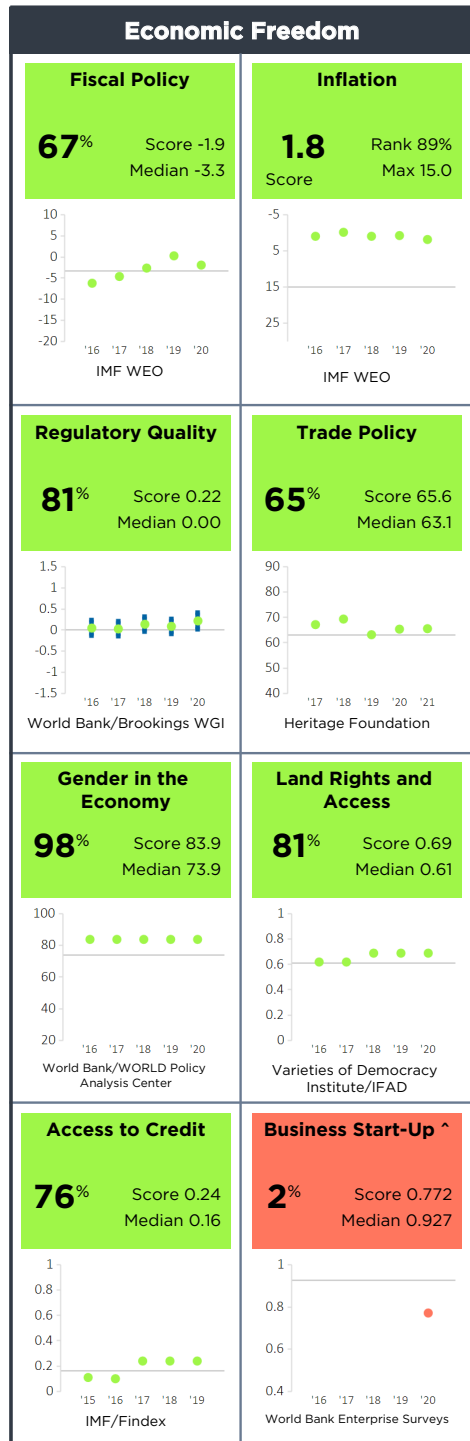
^ Visit www.mcc.gov/db-fy22 to learn how MCC is responding to the cancellation of the Doing Business Report and considerations for Business Start-Up this year.

Togo FY22

Population 8,279,000

GNI/Cap \$920

Category GNI/Cap ≤ \$1,965

Half Scorecard Passed ☒Control of Corruption ☒Democratic Rights ☒

^ Visit www.mcc.gov/db-fy22 to learn how MCC is responding to the cancellation of the Doing Business Report and considerations for Business Start-Up this year.

Togo

Uganda FY22

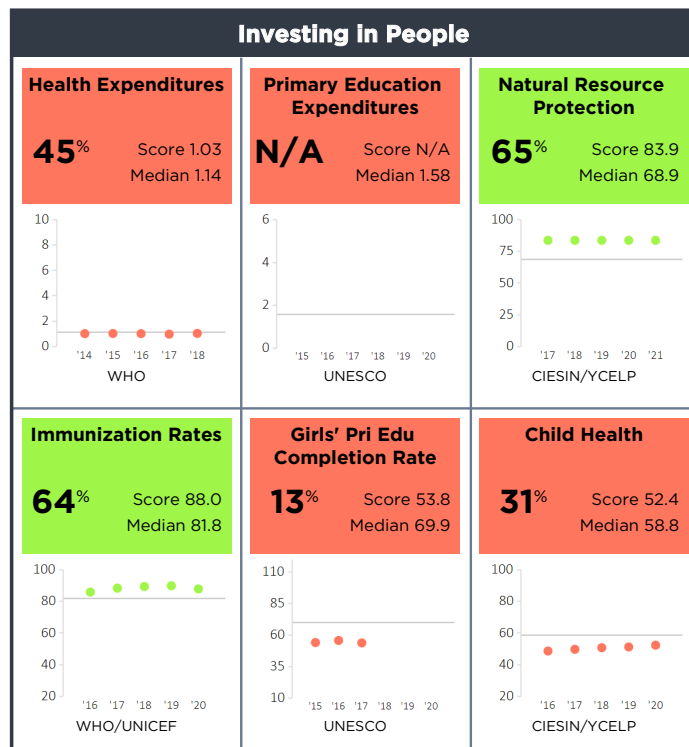
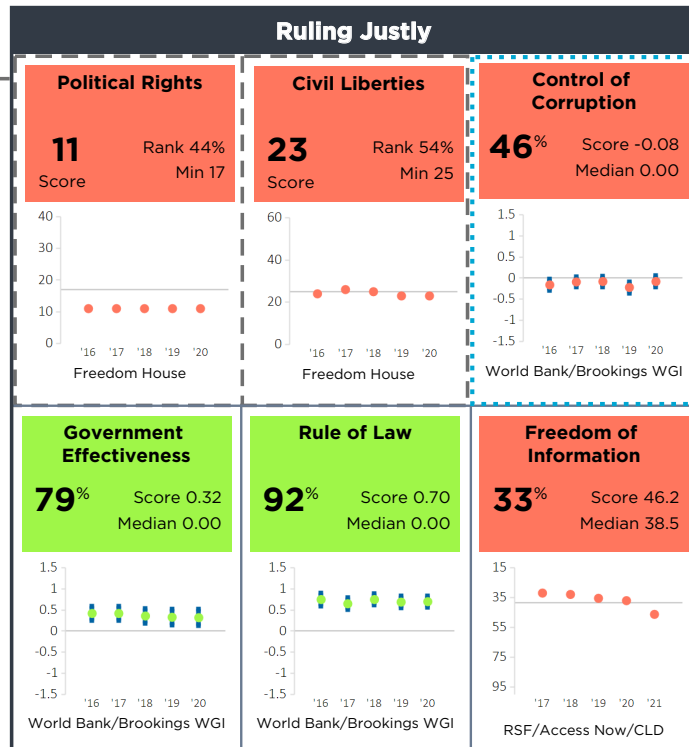
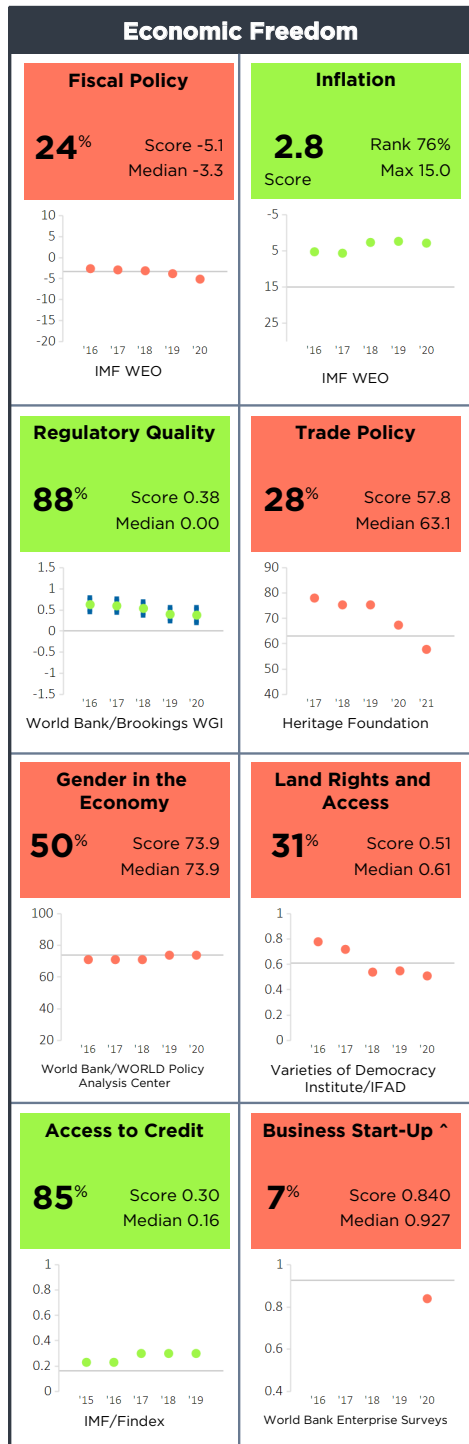
Population 45,741,000

GNI/Cap \$800

Category GNI/Cap ≤ \$1,965

Half Scorecard Passed **X**Control of Corruption **X**Democratic Rights **X**

Uganda



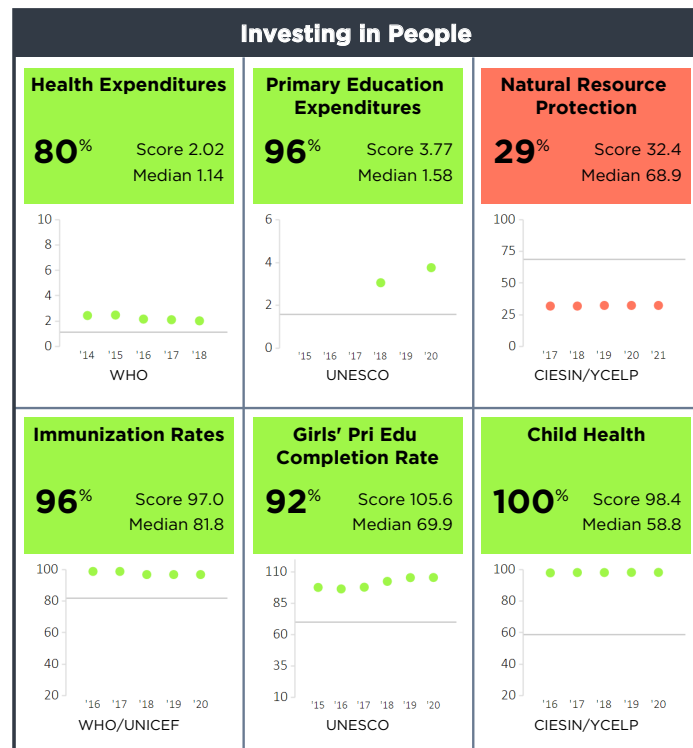
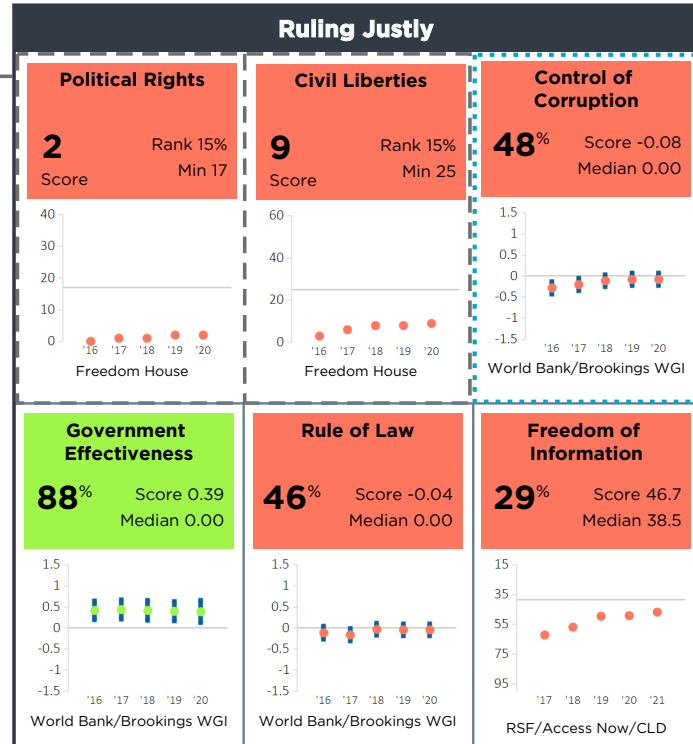
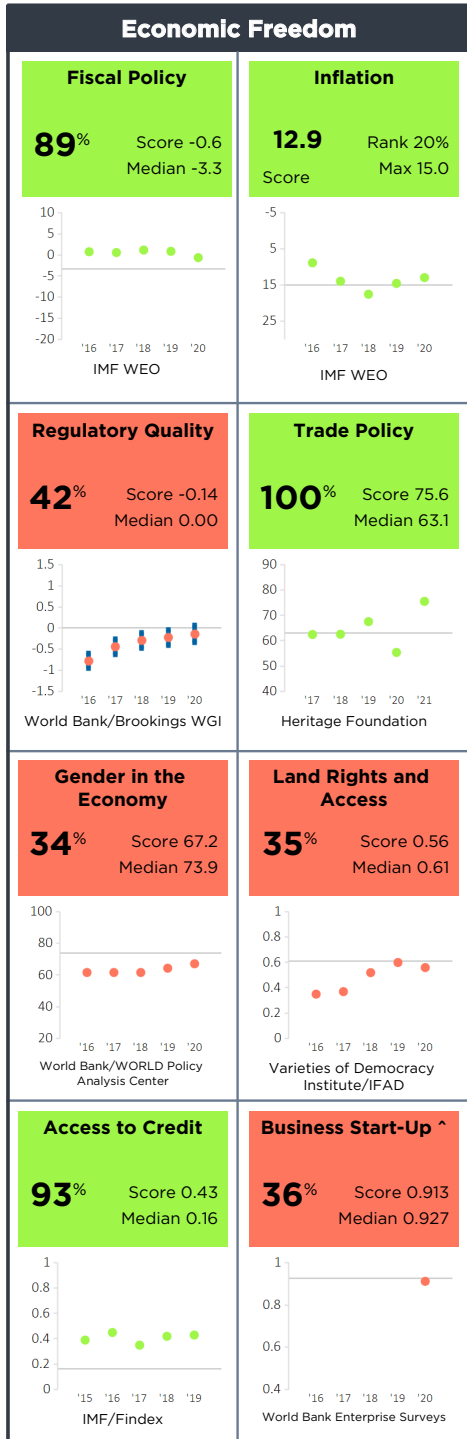
^ Visit www.mcc.gov/db-fy22 to learn how MCC is responding to the cancellation of the Doing Business Report and considerations for Business Start-Up this year.

Uzbekistan FY22

Population 34,232,000

GNI/Cap \$1,670

Category GNI/Cap ≤ \$1,965

Half Scorecard Passed ☒Control of Corruption ☐Democratic Rights ☐

^ Visit www.mcc.gov/db-fy22 to learn how MCC is responding to the cancellation of the Doing Business Report and considerations for Business Start-Up this year.

Yemen, Rep. FY22

Population 29,826,000

GNI/Cap \$940

Category GNI/Cap ≤ \$1,965

Half Scorecard Passed X

Control of Corruption X

Democratic Rights X

Yemen, Rep



For more information regarding the Millennium Challenge Account Selection Process and these indicators, please consult MCC's website www.mcc.gov/selection

* Indicates the country has a score this year, but the score is outside the range of scores shown on the chart.

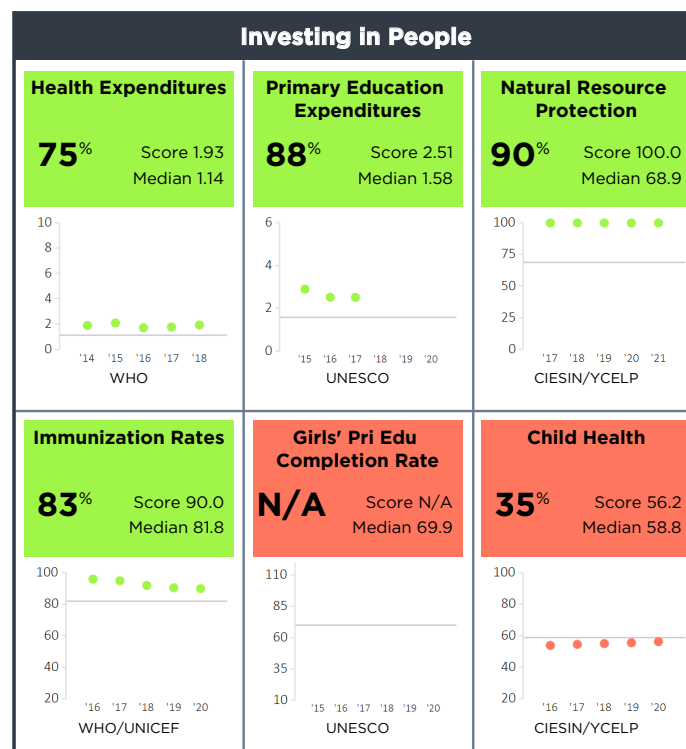
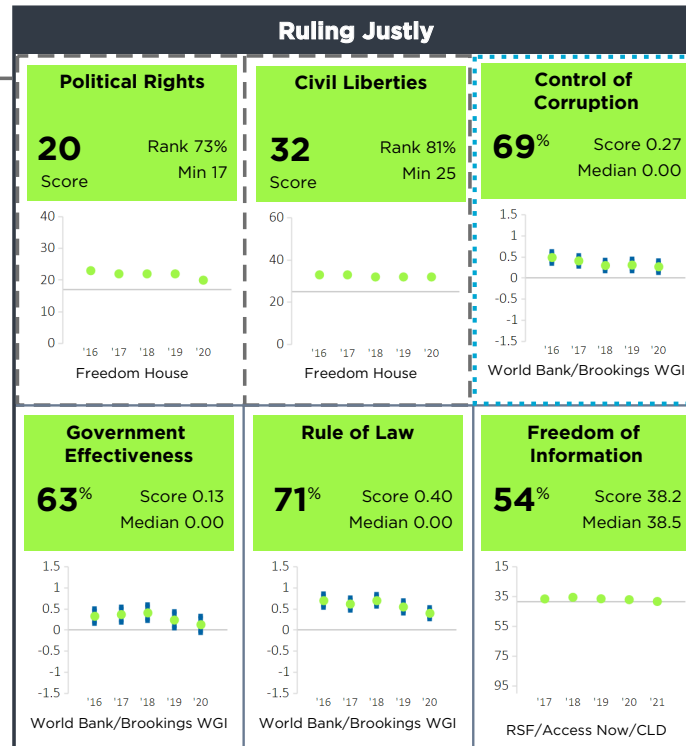
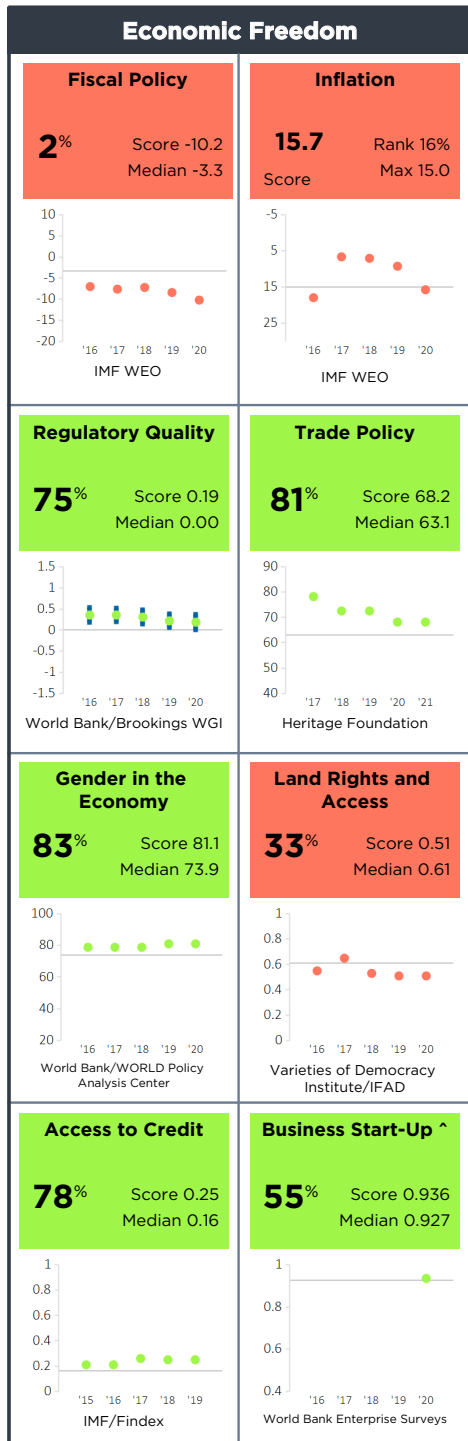
^ Visit www.mcc.gov/db-fy22 to learn how MCC is responding to the cancellation of the Doing Business Report and considerations for Business Start-Up this year.

Zambia FY22

Population 18,384,000

GNI/Cap \$1,190

Category GNI/Cap ≤ \$1,965

Half Scorecard Passed ☒Control of Corruption ☒Democratic Rights ☒

^ Visit www.mcc.gov/db-fy22 to learn how MCC is responding to the cancellation of the Doing Business Report and considerations for Business Start-Up this year.

Zambia

Zimbabwe FY22

Population 14,863,000

GNI/Cap \$1,090

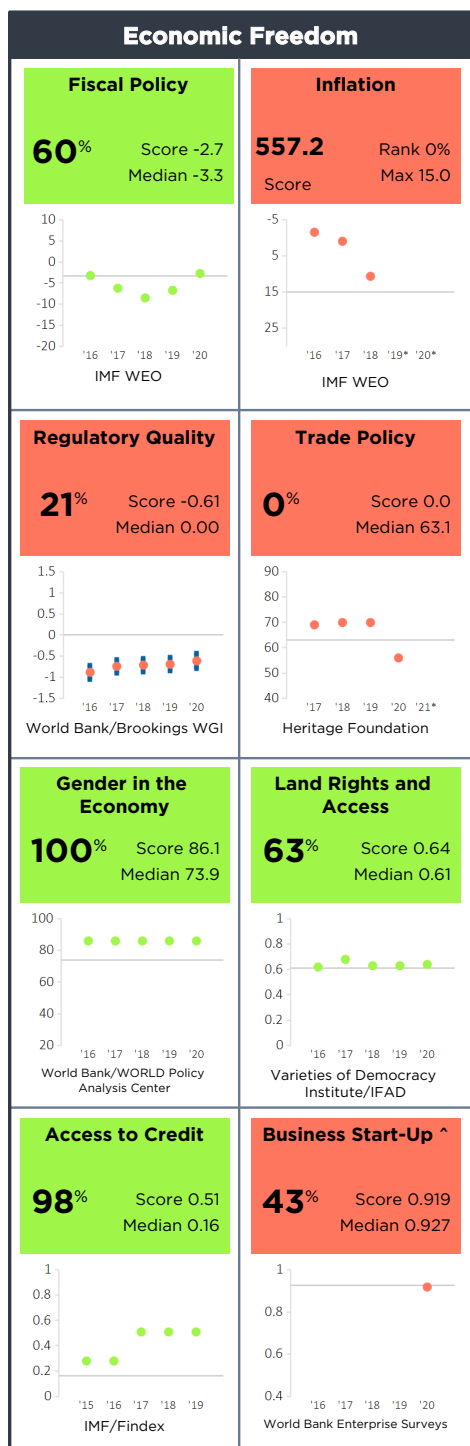
Category GNI/Cap ≤ \$1,965

Half Scorecard Passed X

Control of Corruption X

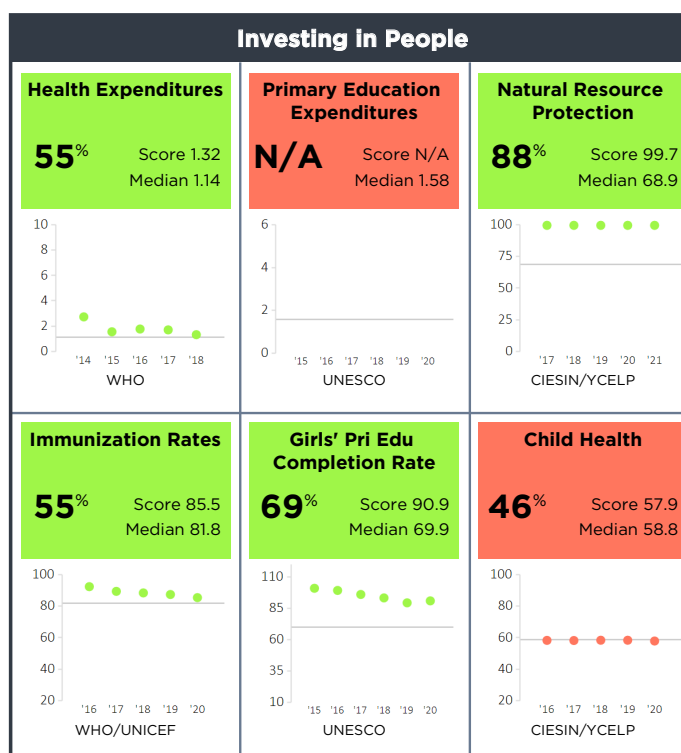
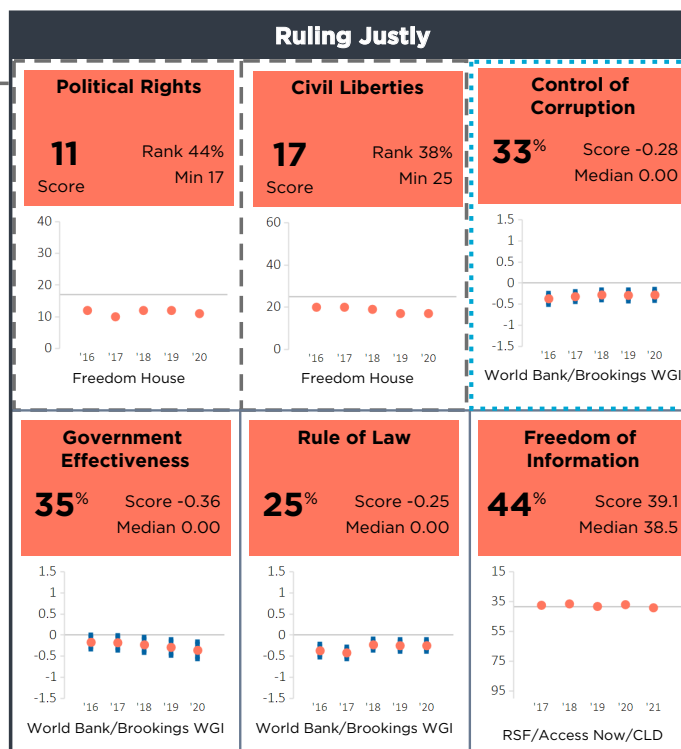
Democratic Rights X

Zimbabwe



For more information regarding the Millennium Challenge Account Selection Process and these indicators, please consult MCC's website www.mcc.gov/selection

* Indicates the country has a score this year, but the score is outside the range of scores shown on the chart.



^ Visit www.mcc.gov/db-fy22 to learn how MCC is responding to the cancellation of the Doing Business Report and considerations for Business Start-Up this year.

Part 2:

Scorecards for Countries with GNI/Capita \$1,966–\$4,095



Algeria FY22

Population 43,851,000

GNI/Cap \$3,550

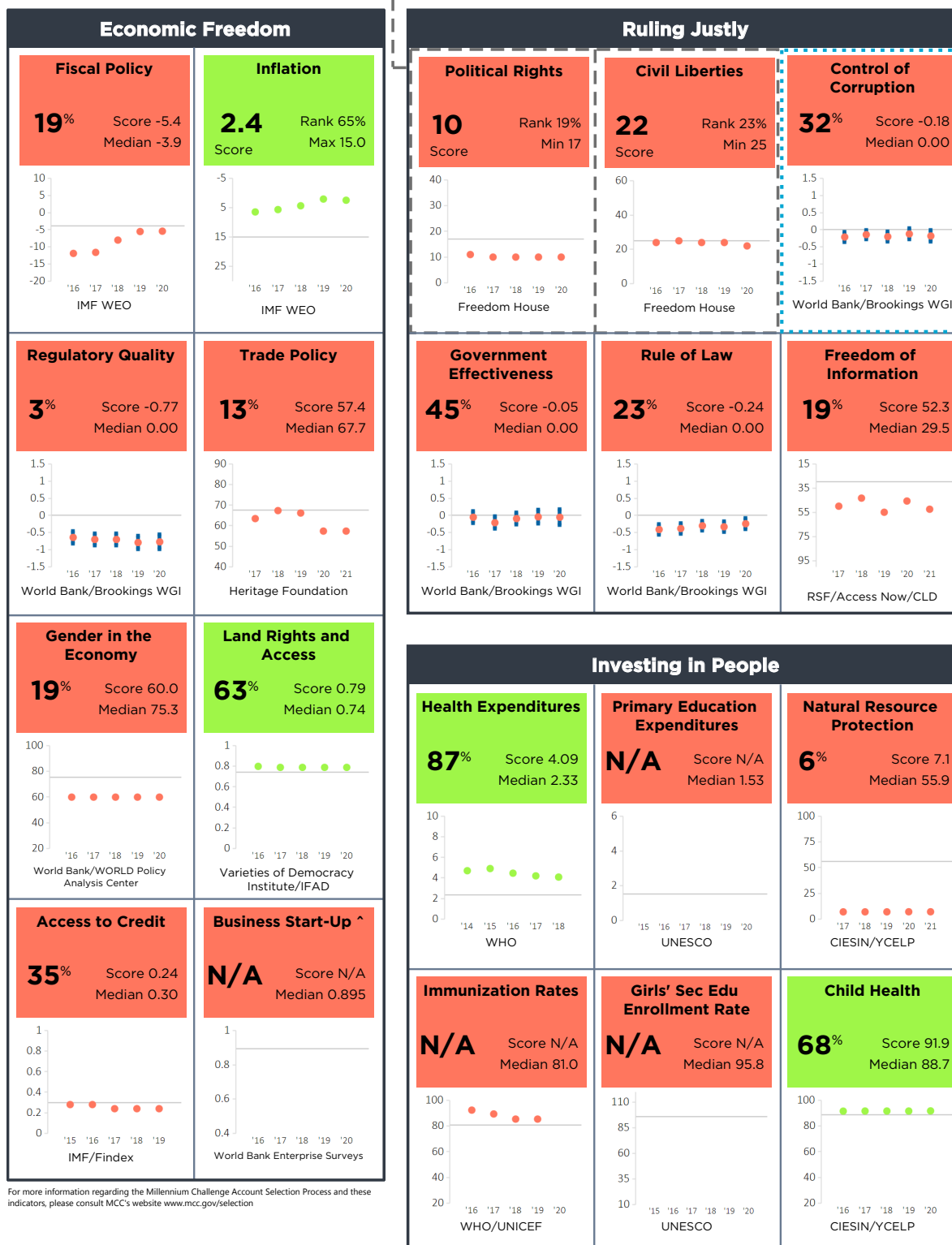
Category GNI/Cap \$1,966 - \$4,095

Half Scorecard Passed X

Control of Corruption X

Democratic Rights X

Algeria



For more information regarding the Millennium Challenge Account Selection Process and these indicators, please consult MCC's website www.mcc.gov/selection

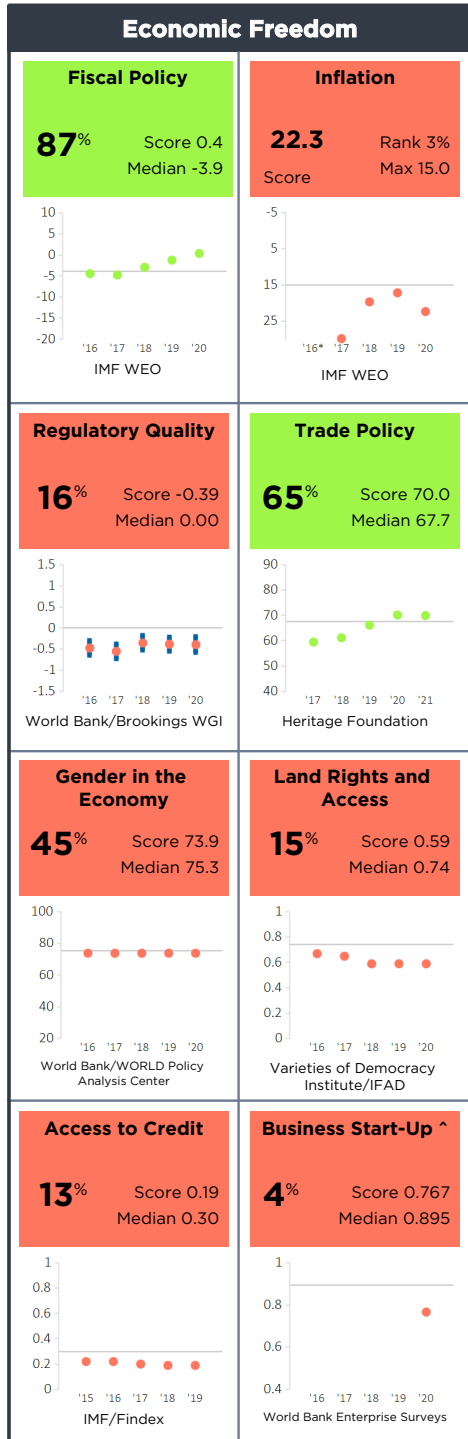
^ Visit www.mcc.gov/db-fy22 to learn how MCC is responding to the cancellation of the Doing Business Report and considerations for Business Start-Up this year.

Angola FY22

Population 32,866,000

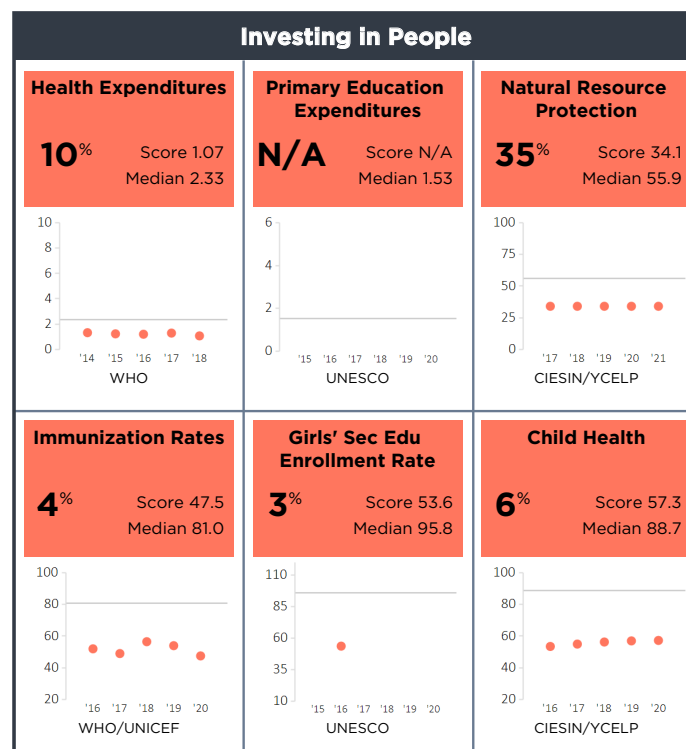
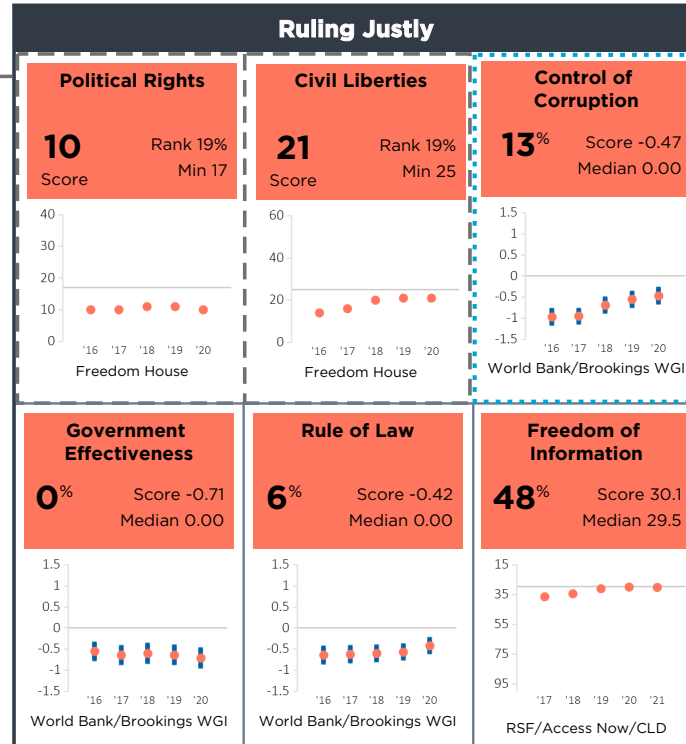
GNI/Cap \$2,230

Category GNI/Cap \$1,966 - \$4,095

Half Scorecard Passed **X**Control of Corruption **X**Democratic Rights **X**

For more information regarding the Millennium Challenge Account Selection Process and these indicators, please consult MCC's website www.mcc.gov/selection

* Indicates the country has a score this year, but the score is outside the range of scores shown on the chart.



^ Visit www.mcc.gov/db-fy22 to learn how MCC is responding to the cancellation of the Doing Business Report and considerations for Business Start-Up this year.

Bangladesh FY22

Population 164,689,000

GNI/Cap \$2,010

Category GNI/Cap \$1,966 - \$4,095

Half Scorecard Passed X

Control of Corruption X

Democratic Rights X

Bangladesh



Belize FY22

Population 398,000

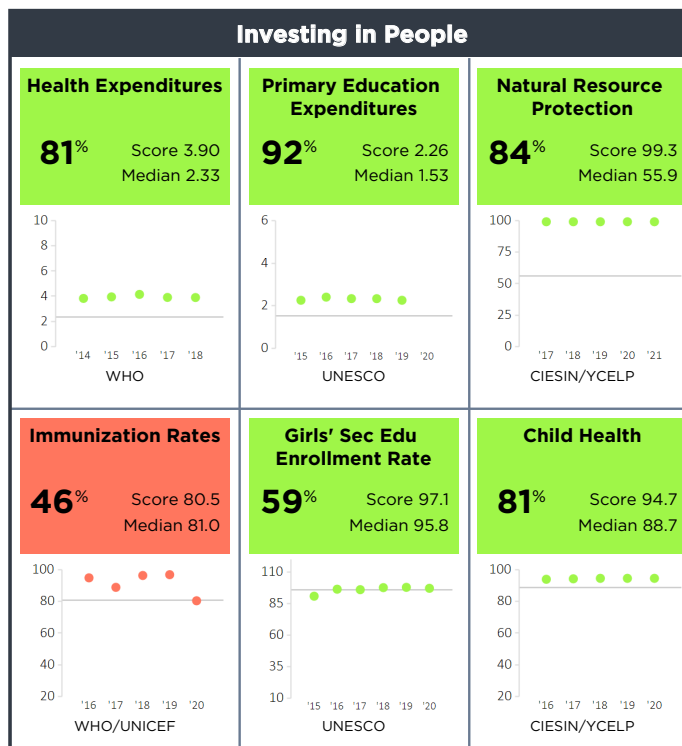
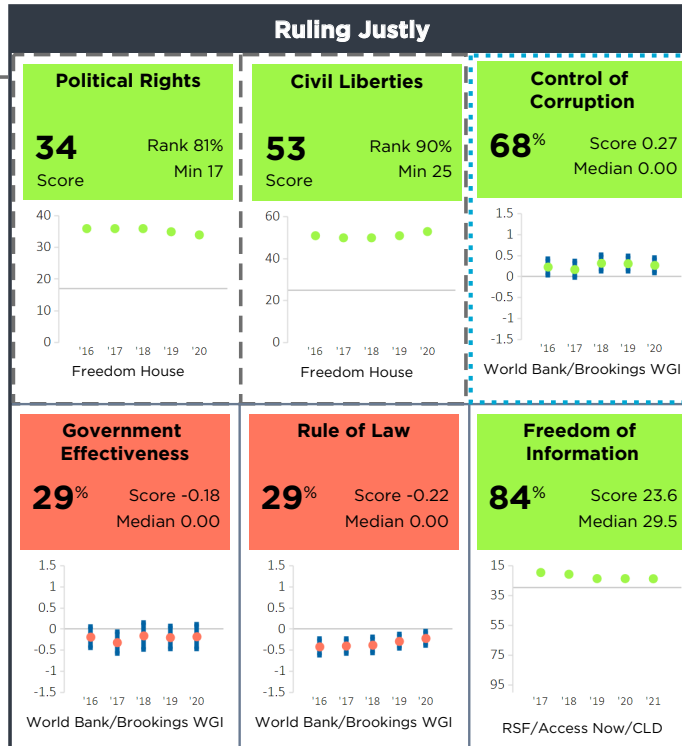
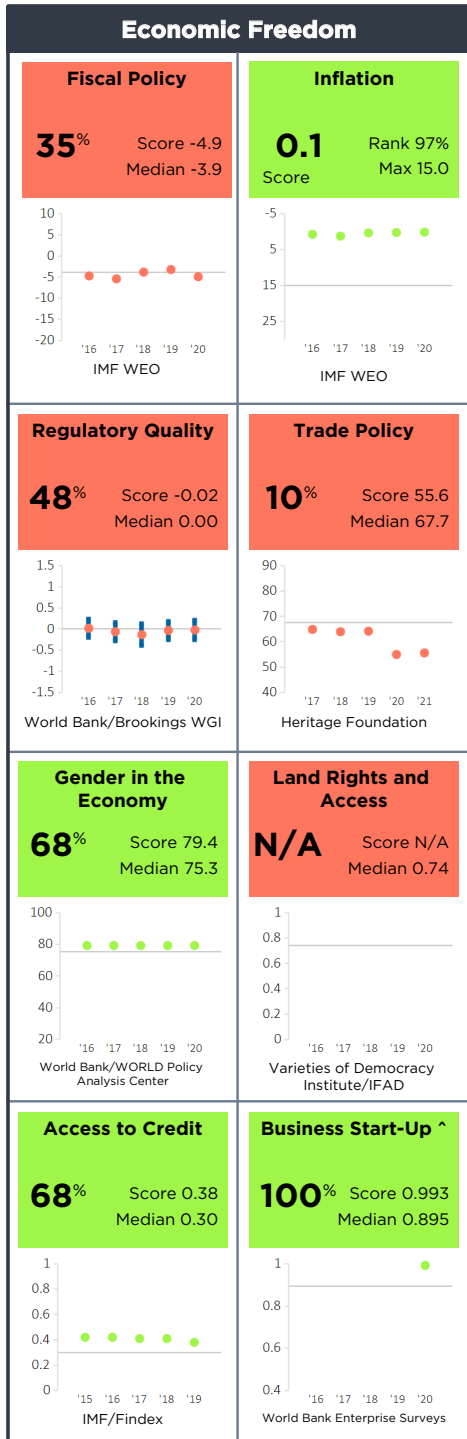
GNI/Cap \$3,970

Category GNI/Cap \$1,966 - \$4,095

Half Scorecard Passed ✓

Control of Corruption ✓

Democratic Rights ✓



^ Visit www.mcc.gov/db-fy22 to learn how MCC is responding to the cancellation of the Doing Business Report and considerations for Business Start-Up this year.

Bhutan FY22

Population 772,000

GNI/Cap \$2,860

Category GNI/Cap \$1,966 - \$4,095

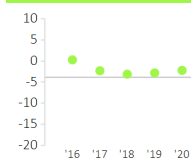
Half Scorecard Passed ☒Control of Corruption ☒Democratic Rights ☒

Bhutan

Economic Freedom

Fiscal Policy

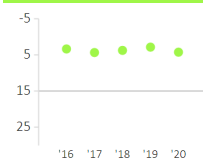
68% Score -2.2
Median -3.9



IMF WEO

Inflation

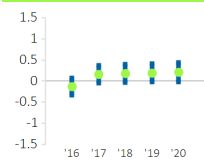
4.2 Rank 39%
Score Max 15.0



IMF WEO

Regulatory Quality

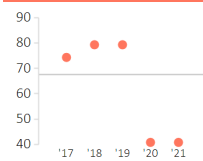
61% Score 0.21
Median 0.00



World Bank/Brookings WGI

Trade Policy

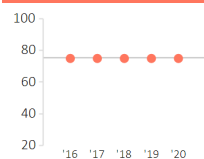
0% Score 40.8
Median 67.7



Heritage Foundation

Gender in the Economy

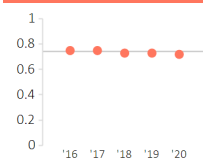
48% Score 75.0
Median 75.3



World Bank/WORLD Policy Analysis Center

Land Rights and Access

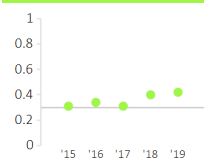
44% Score 0.72
Median 0.74



Varieties of Democracy Institute/IFAD

Access to Credit

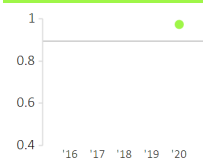
71% Score 0.42
Median 0.30



IMF/Findex

Business Start-Up ^

96% Score 0.974
Median 0.895



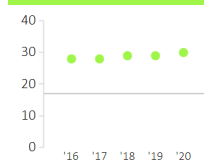
World Bank Enterprise Surveys

For more information regarding the Millennium Challenge Account Selection Process and these indicators, please consult MCC's website www.mcc.gov/selection

Ruling Justly

Political Rights

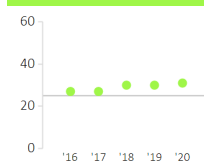
30 Rank 58%
Score Min 17



Freedom House

Civil Liberties

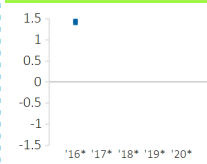
31 Rank 45%
Score Min 25



Freedom House

Control of Corruption

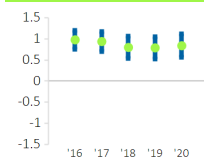
100% Score 2.11
Median 0.00



World Bank/Brookings WGI

Government Effectiveness

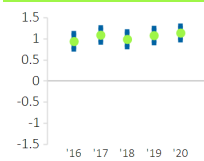
97% Score 0.84
Median 0.00



World Bank/Brookings WGI

Rule of Law

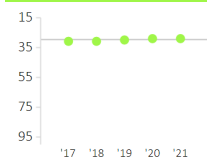
94% Score 1.14
Median 0.00



World Bank/Brookings WGI

Freedom of Information

55% Score 28.9
Median 29.5

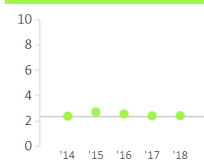


RSF/Access Now/CLD

Investing in People

Health Expenditures

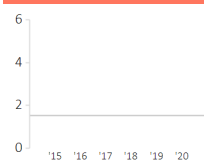
52% Score 2.43
Median 2.33



WHO

Primary Education Expenditures

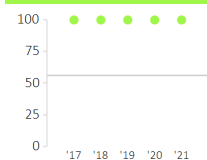
N/A Score N/A
Median 1.53



UNESCO

Natural Resource Protection

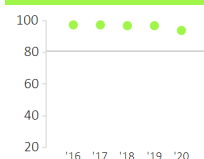
90% Score 100.0
Median 55.9



CIESIN/YCELP

Immunization Rates

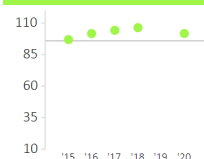
75% Score 94.0
Median 81.0



WHO/UNICEF

Girls' Sec Edu Enrollment Rate

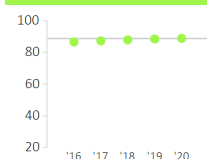
79% Score 101.7
Median 95.8



UNESCO

Child Health

52% Score 89.0
Median 88.7



CIESIN/YCELP

* Indicates the country has a score this year, but the score is outside the range of scores shown on the chart.

^ Visit www.mcc.gov/db-fy22 to learn how MCC is responding to the cancellation of the Doing Business Report and considerations for Business Start-Up this year.

Bolivia FY22

Population 11,673,000

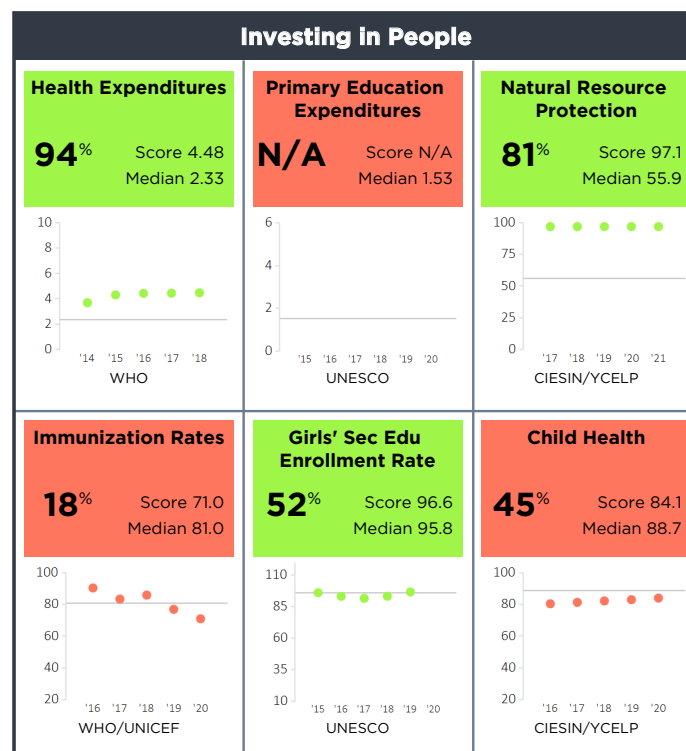
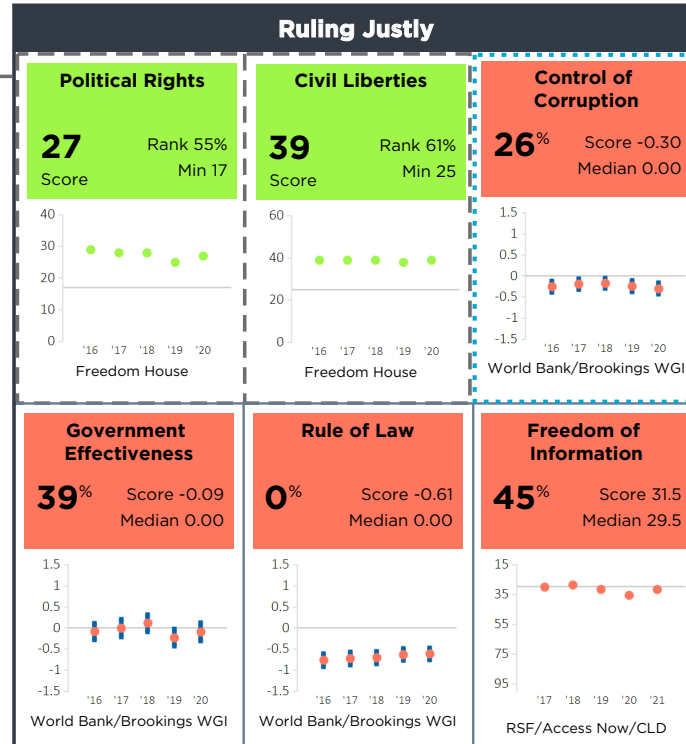
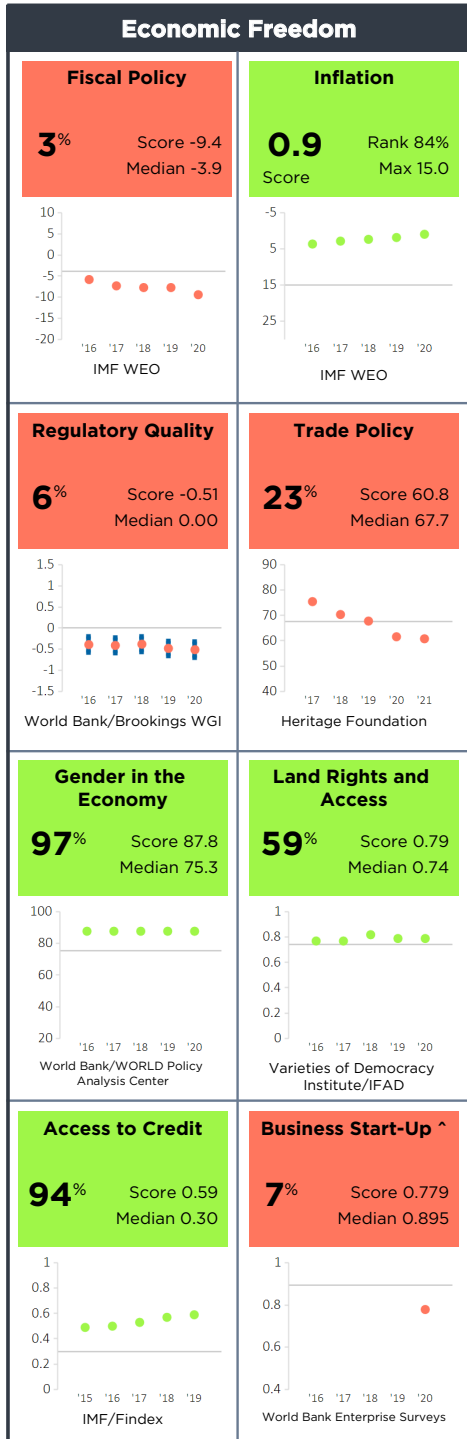
GNI/Cap \$3,200

Category GNI/Cap \$1,966 - \$4,095

Half Scorecard Passed X

Control of Corruption X

Democratic Rights ✓



^ Visit www.mcc.gov/db-fy22 to learn how MCC is responding to the cancellation of the Doing Business Report and considerations for Business Start-Up this year.

Cabo Verde FY22

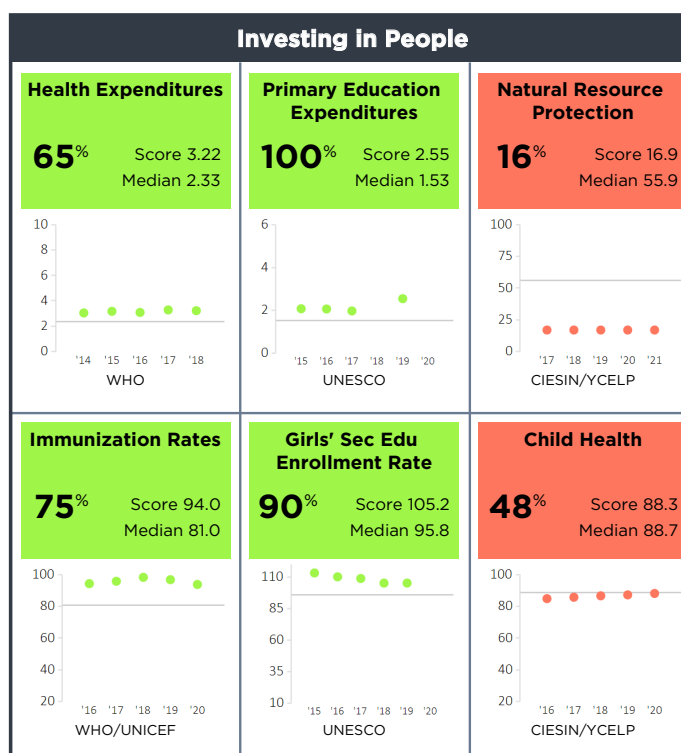
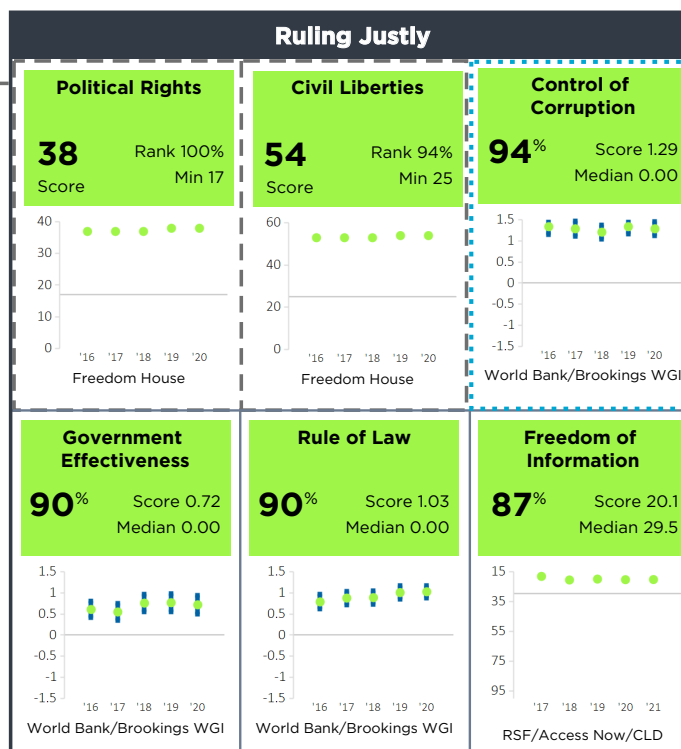
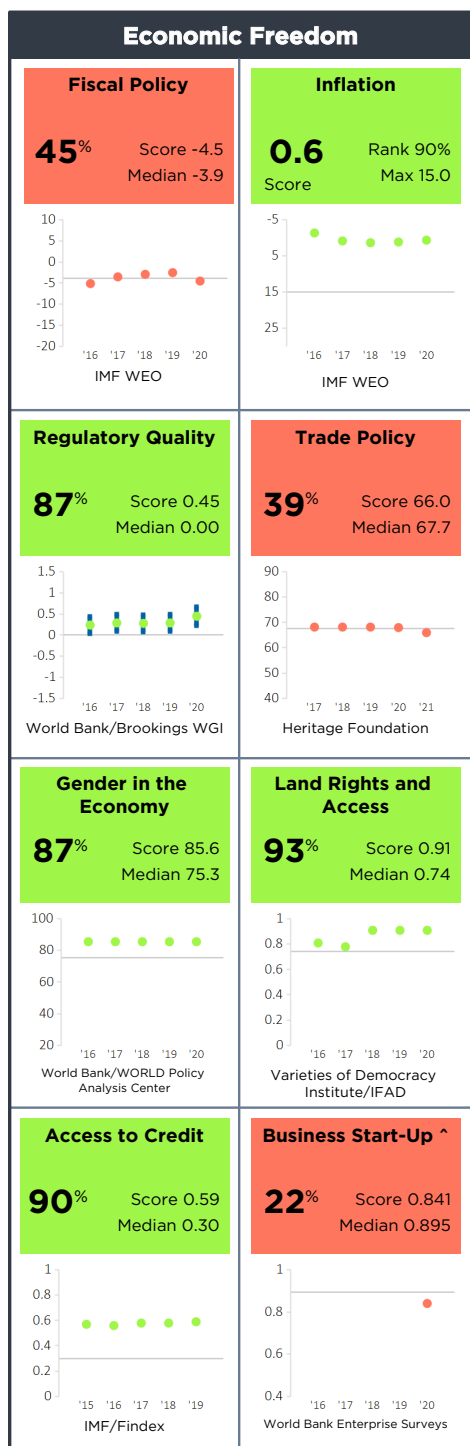
Population 556,000

GNI/Cap \$3,060

Category GNI/Cap \$1,966 - \$4,095

Half Scorecard Passed Control of Corruption Democratic Rights 

Cabo Verde



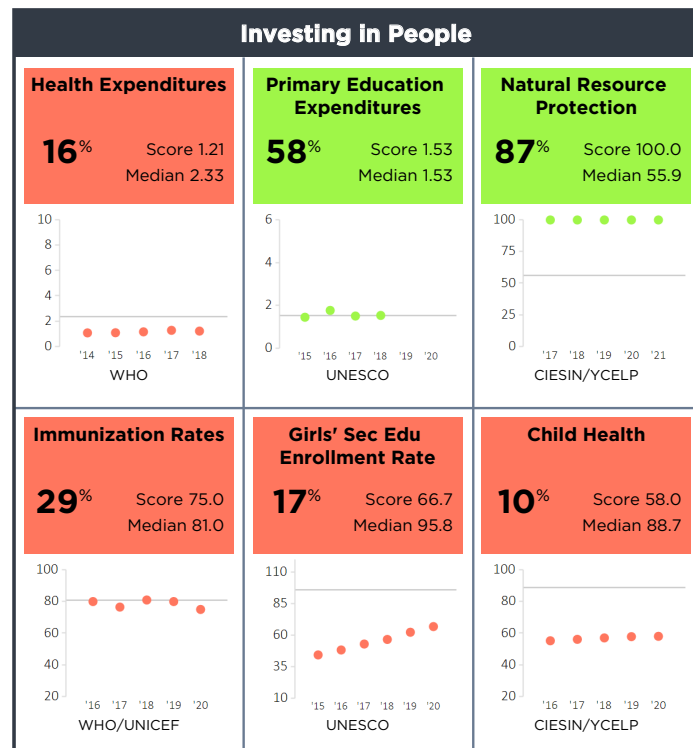
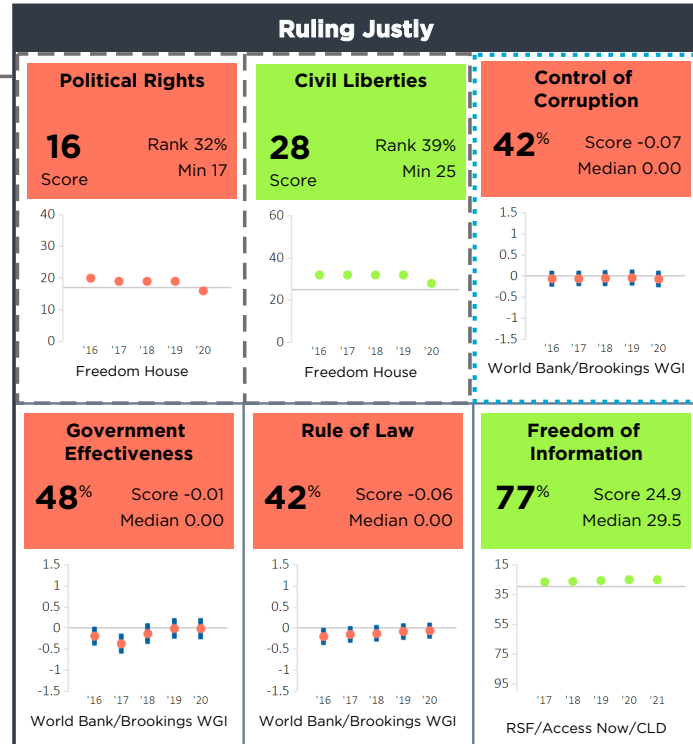
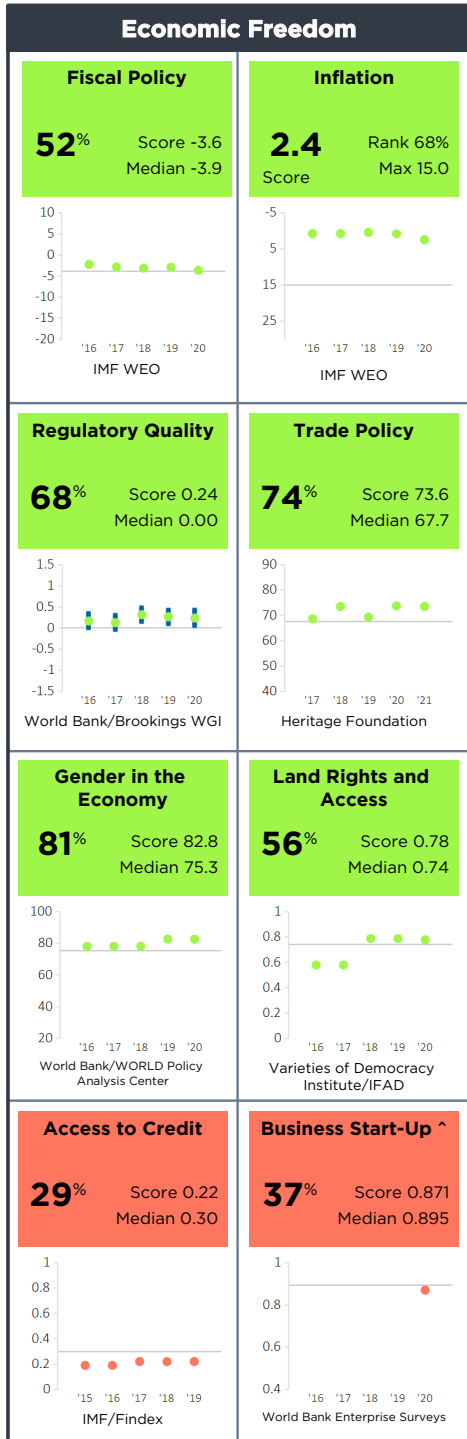
^ Visit www.mcc.gov/db-fy22 to learn how MCC is responding to the cancellation of the Doing Business Report and considerations for Business Start-Up this year.

Côte d'Ivoire FY22

Population 26,378,000

GNI/Cap \$2,280

Category GNI/Cap \$1,966 - \$4,095

Half Scorecard Passed ✓Control of Corruption XDemocratic Rights ✓

^ Visit www.mcc.gov/db-fy22 to learn how MCC is responding to the cancellation of the Doing Business Report and considerations for Business Start-Up this year.

Côte d'Ivoire

Djibouti FY22

Population 988,000

GNI/Cap \$3,320

Category GNI/Cap \$1,966 - \$4,095

Half Scorecard Passed X

Control of Corruption X

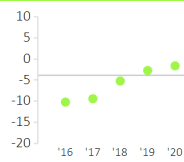
Democratic Rights X

Djibouti

Economic Freedom

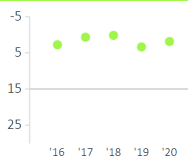
Fiscal Policy

74% Score -1.6
Median -3.9



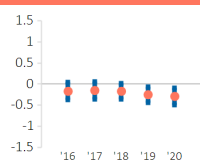
Inflation

1.8 Rank 77%
Score Max 15.0



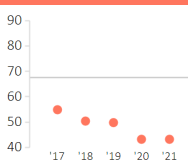
Regulatory Quality

29% Score -0.29
Median 0.00



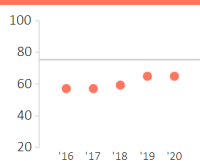
Trade Policy

3% Score 43.2
Median 67.7



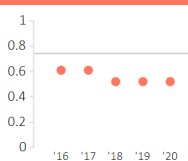
Gender in the Economy

32% Score 65.0
Median 75.3



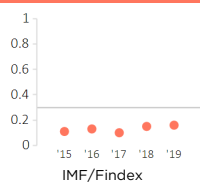
Land Rights and Access

7% Score 0.52
Median 0.74



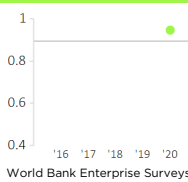
Access to Credit

10% Score 0.16
Median 0.30



Business Start-Up ^

81% Score 0.947
Median 0.895

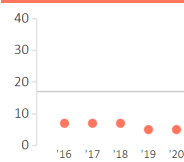


For more information regarding the Millennium Challenge Account Selection Process and these indicators, please consult MCC's website www.mcc.gov/selection

Ruling Justly

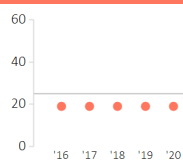
Political Rights

5 Rank 10%
Score Min 17



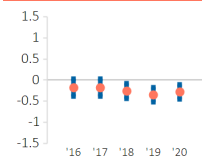
Civil Liberties

19 Rank 16%
Score Min 25



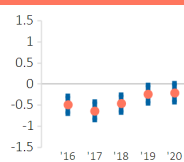
Control of Corruption

29% Score -0.28
Median 0.00



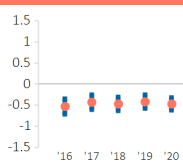
Government Effectiveness

26% Score -0.21
Median 0.00



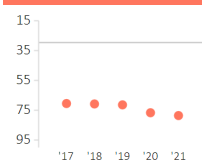
Rule of Law

3% Score -0.47
Median 0.00



Freedom of Information

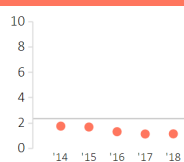
3% Score 78.6
Median 29.5



Investing in People

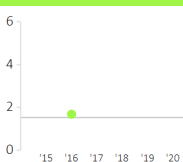
Health Expenditures

13% Score 1.15
Median 2.33



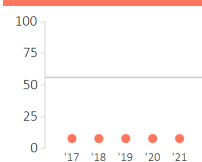
Primary Education Expenditures

83% Score 1.68
Median 1.53



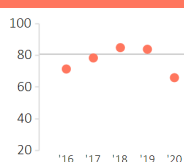
Natural Resource Protection

10% Score 7.8
Median 55.9



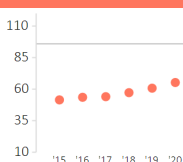
Immunization Rates

11% Score 66.0
Median 81.0



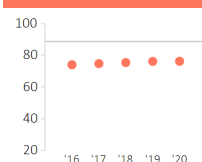
Girls' Sec Edu Enrollment Rate

14% Score 66.3
Median 95.8



Child Health

29% Score 76.4
Median 88.7



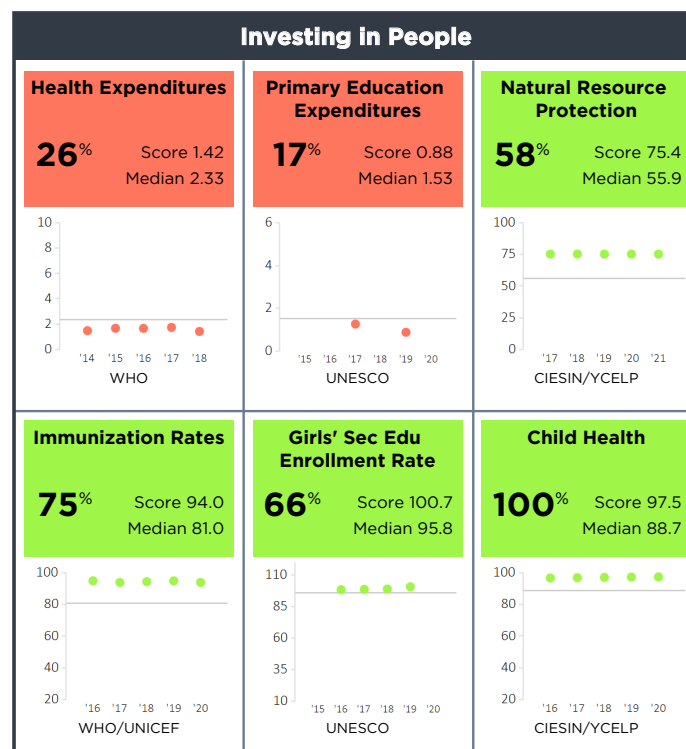
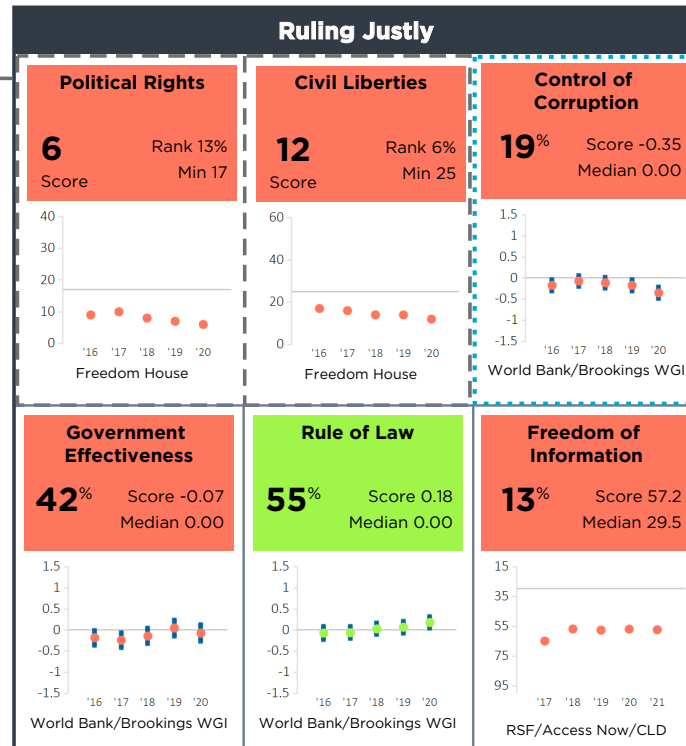
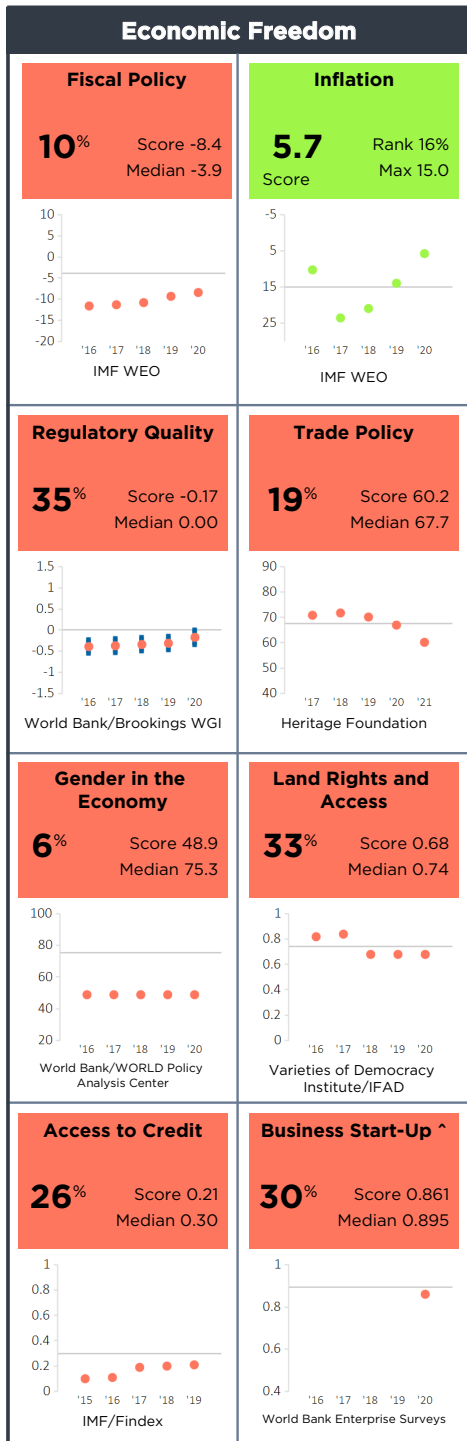
^ Visit www.mcc.gov/db-fy22 to learn how MCC is responding to the cancellation of the Doing Business Report and considerations for Business Start-Up this year.

Egypt, Arab Rep. FY22

Population 102,334,000

GNI/Cap \$3,000

Category GNI/Cap \$1,966 - \$4,095

Half Scorecard Passed **X**Control of Corruption **X**Democratic Rights **X**

^ Visit www.mcc.gov/db-fy22 to learn how MCC is responding to the cancellation of the Doing Business Report and considerations for Business Start-Up this year.

Egypt, Arab Rep.

El Salvador FY22

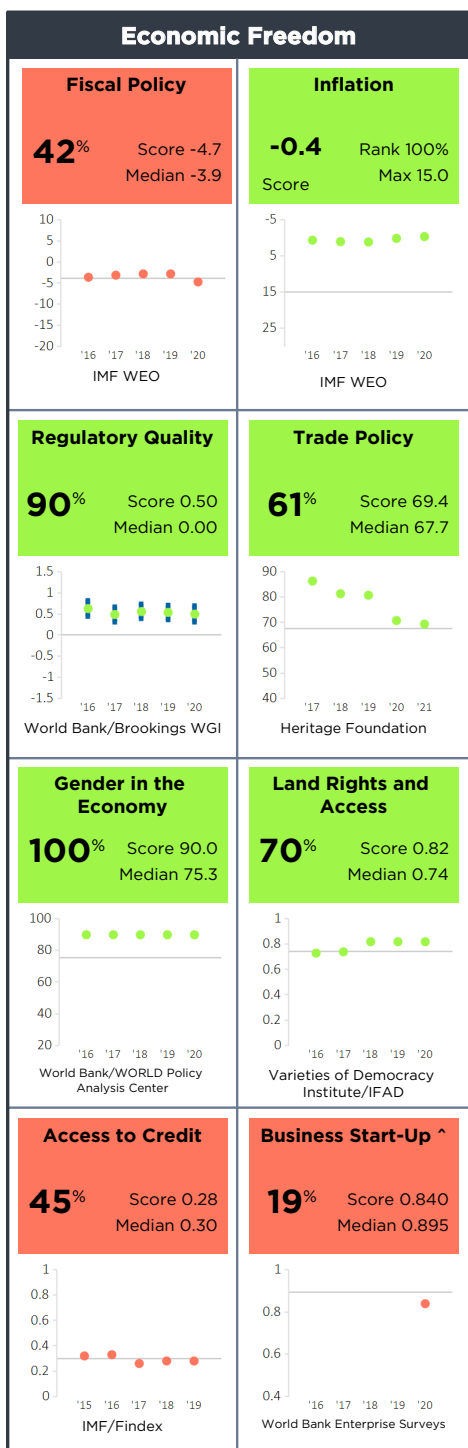
Population 6,486,000

GNI/Cap \$3,650

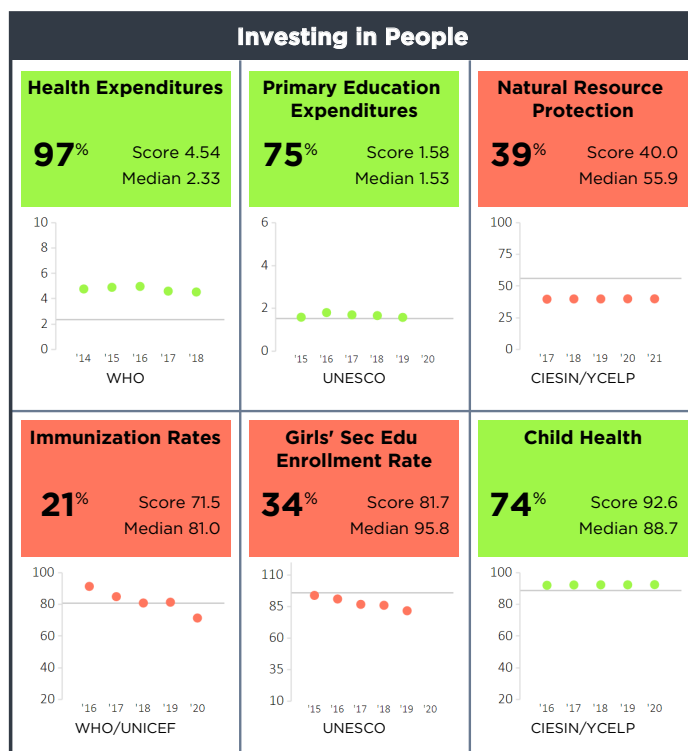
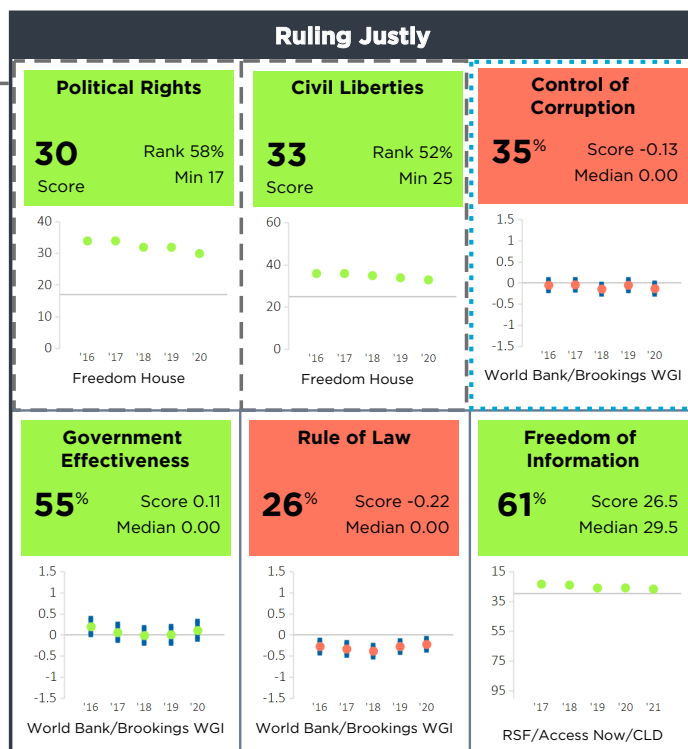
Category GNI/Cap \$1,966 - \$4,095

Half Scorecard Passed ✓Control of Corruption XDemocratic Rights ✓

El Salvador



For more information regarding the Millennium Challenge Account Selection Process and these indicators, please consult MCC's website www.mcc.gov/selection



^ Visit www.mcc.gov/db-fy22 to learn how MCC is responding to the cancellation of the Doing Business Report and considerations for Business Start-Up this year.

Eswatini FY22

Population 1,160,000

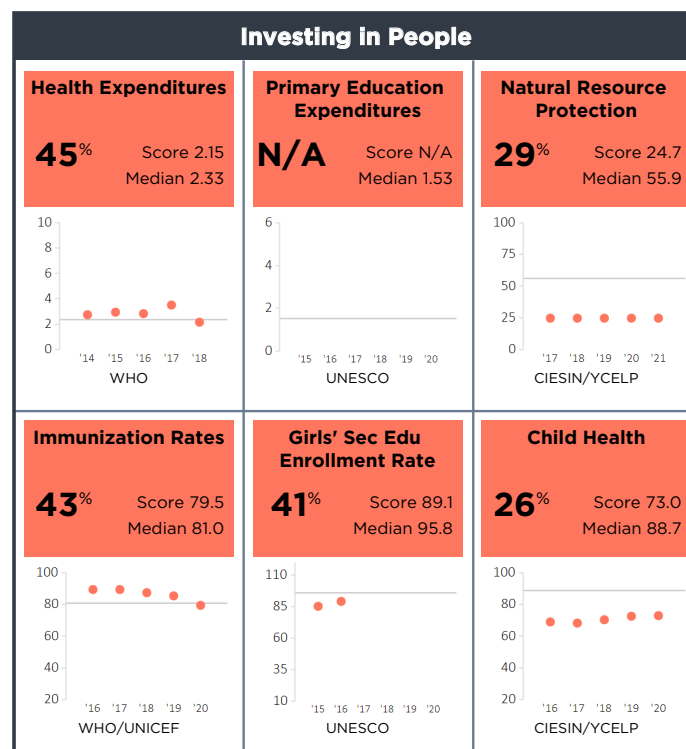
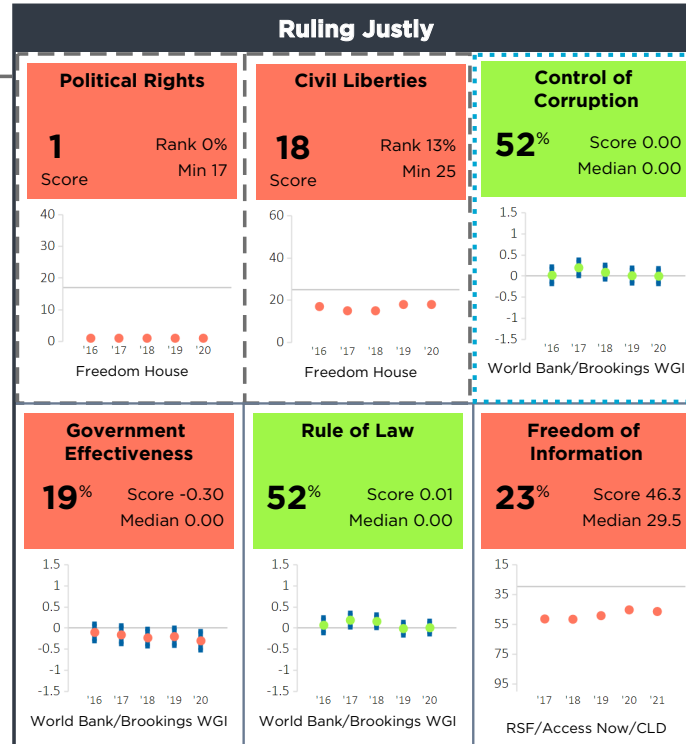
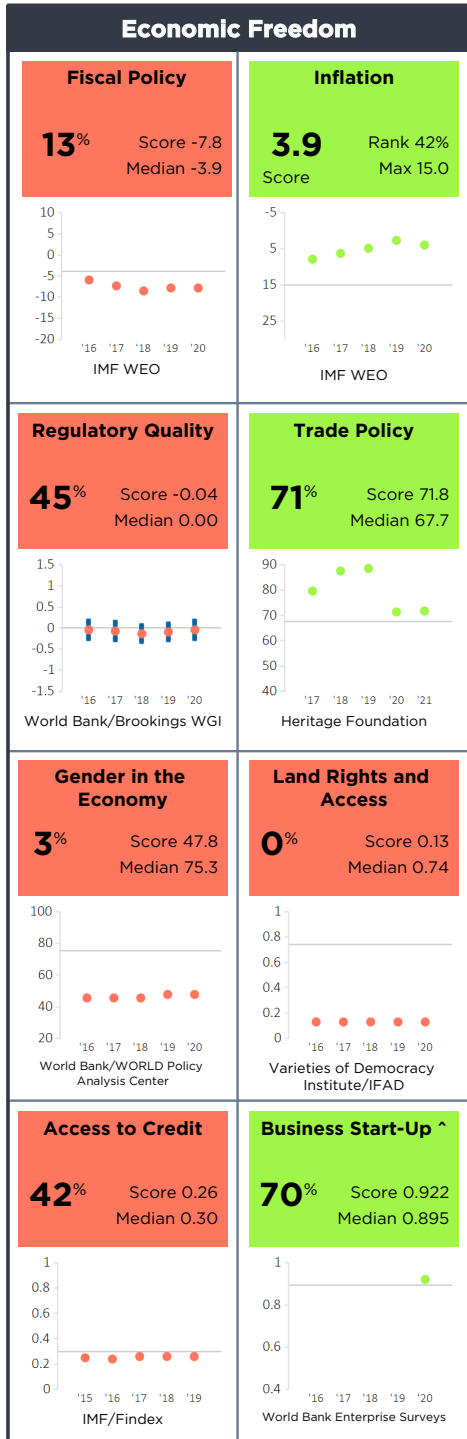
GNI/Cap \$3,580

Category GNI/Cap \$1,966 - \$4,095

Half Scorecard Passed X

Control of Corruption ✓

Democratic Rights X



^ Visit www.mcc.gov/db-fy22 to learn how MCC is responding to the cancellation of the Doing Business Report and considerations for Business Start-Up this year.

Eswatini

Ghana FY22

Population 31,073,000

GNI/Cap \$2,230

Category GNI/Cap \$1,966 - \$4,095

Half Scorecard Passed

Control of Corruption

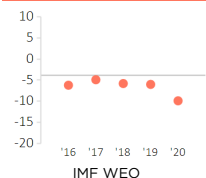
Democratic Rights

Ghana

Economic Freedom

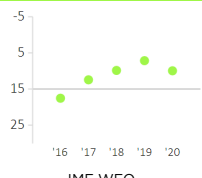
Fiscal Policy

0% Score -9.9
Median -3.9



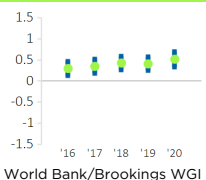
Inflation

9.9 Rank 10%
Score Max 15.0



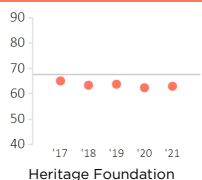
Regulatory Quality

94% Score 0.52
Median 0.00



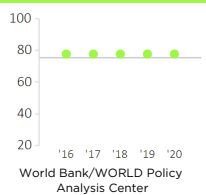
Trade Policy

29% Score 63.0
Median 67.7



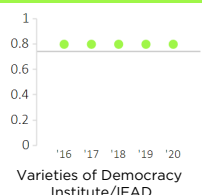
Gender in the Economy

61% Score 77.8
Median 75.3



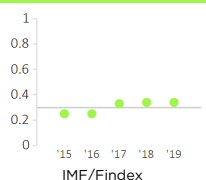
Land Rights and Access

67% Score 0.80
Median 0.74



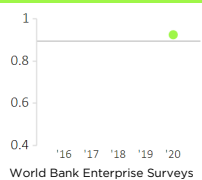
Access to Credit

55% Score 0.34
Median 0.30



Business Start-Up ^

74% Score 0.925
Median 0.895

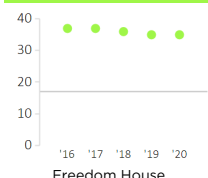


For more information regarding the Millennium Challenge Account Selection Process and these indicators, please consult MCC's website www.mcc.gov/selection

Ruling Justly

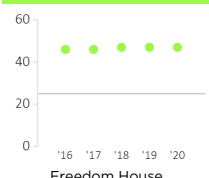
Political Rights

35 Rank 84%
Score Min 17



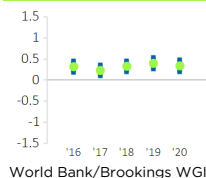
Civil Liberties

47 Rank 71%
Score Min 25



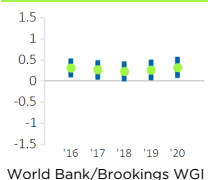
Control of Corruption

74% Score 0.34
Median 0.00



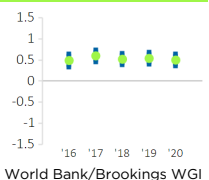
Government Effectiveness

68% Score 0.32
Median 0.00



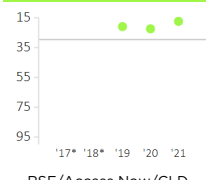
Rule of Law

77% Score 0.50
Median 0.00



Freedom of Information

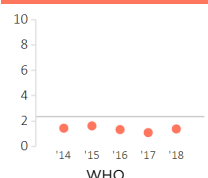
100% Score 17.3
Median 29.5



Investing in People

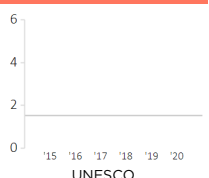
Health Expenditures

19% Score 1.38
Median 2.33



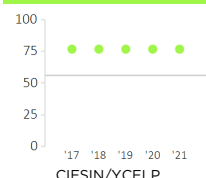
Primary Education Expenditures

N/A Score N/A
Median 1.53



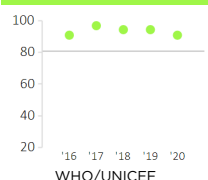
Natural Resource Protection

61% Score 76.9
Median 55.9



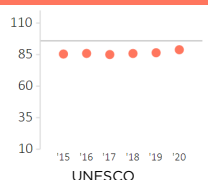
Immunization Rates

68% Score 91.0
Median 81.0



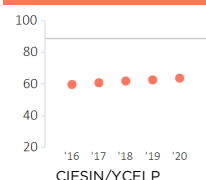
Girls' Sec Edu Enrollment Rate

38% Score 88.8
Median 95.8



Child Health

13% Score 63.8
Median 88.7



* Indicates the country has a score this year, but the score is outside the range of scores shown on the chart.

^ Visit www.mcc.gov/db-fy22 to learn how MCC is responding to the cancellation of the Doing Business Report and considerations for Business Start-Up this year.

Honduras FY22

Population 9,905,000

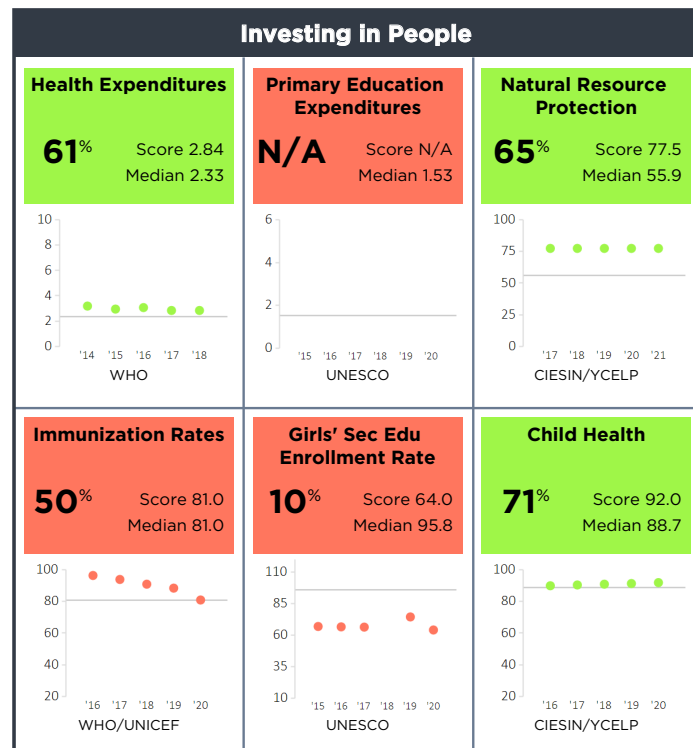
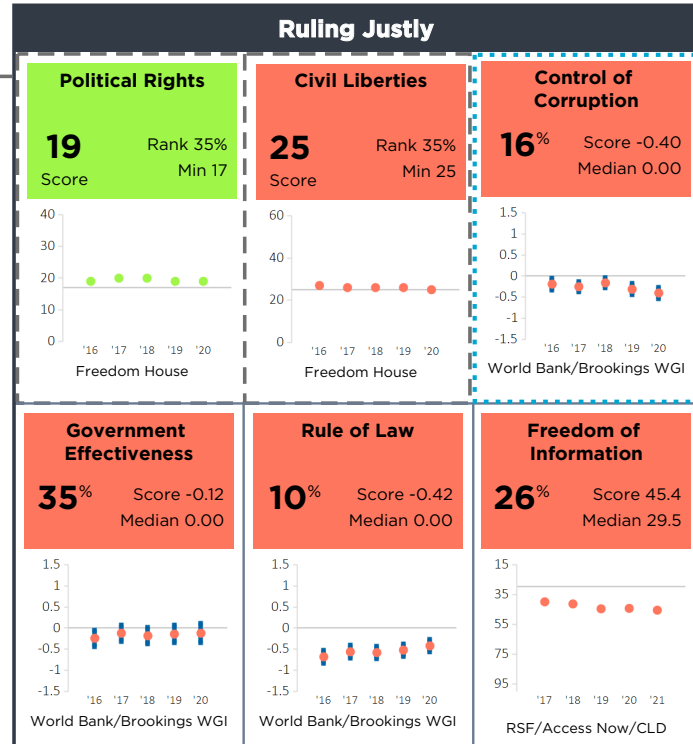
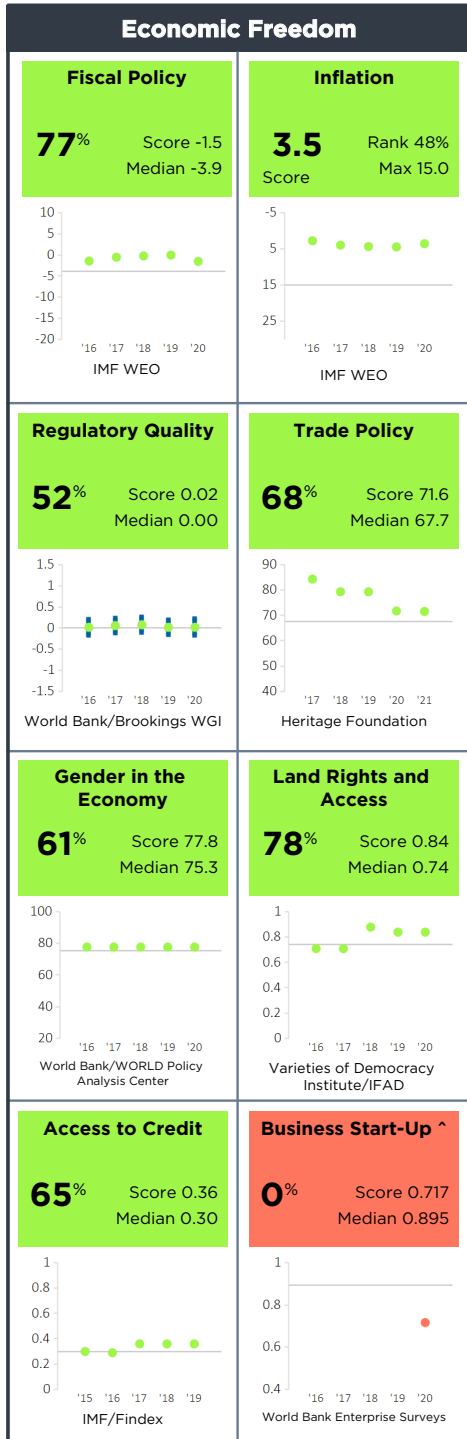
GNI/Cap \$2,200

Category GNI/Cap \$1,966 - \$4,095

Half Scorecard Passed ✓

Control of Corruption ✗

Democratic Rights ✓



^ Visit www.mcc.gov/db-fy22 to learn how MCC is responding to the cancellation of the Doing Business Report and considerations for Business Start-Up this year.

Indonesia FY22

Population 273,524,000

GNI/Cap \$3,870

Category GNI/Cap \$1,966 - \$4,095

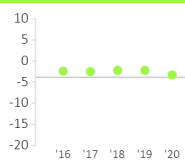
Half Scorecard Passed ☒Control of Corruption ☒Democratic Rights ☒

Indonesia

Economic Freedom

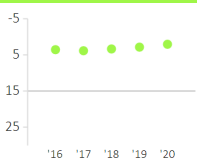
Fiscal Policy

58% Score -3.3
Median -3.9



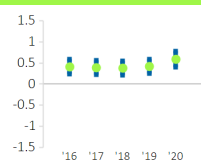
Inflation

2.0 Score Rank 71%
Max 15.0



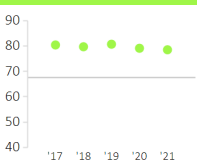
Regulatory Quality

100% Score 0.59
Median 0.00



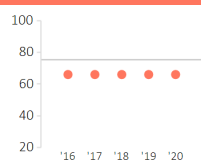
Trade Policy

87% Score 78.6
Median 67.7



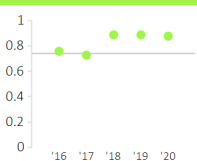
Gender in the Economy

35% Score 66.1
Median 75.3



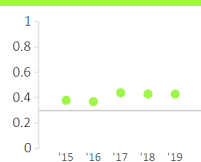
Land Rights and Access

85% Score 0.88
Median 0.74



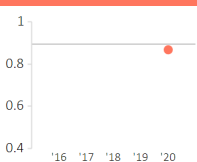
Access to Credit

74% Score 0.43
Median 0.30



Business Start-Up ^

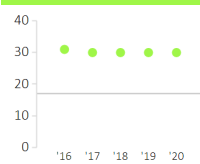
33% Score 0.868
Median 0.895



Ruling Justly

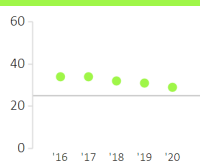
Political Rights

30 Score Rank 58%
Min 17



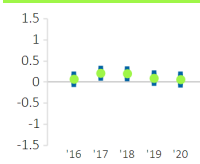
Civil Liberties

29 Score Rank 42%
Min 25



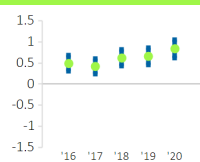
Control of Corruption

55% Score 0.06
Median 0.00



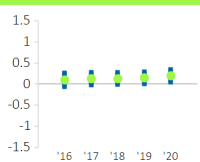
Government Effectiveness

94% Score 0.84
Median 0.00



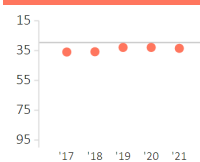
Rule of Law

58% Score 0.20
Median 0.00



Freedom of Information

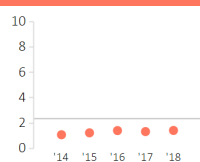
42% Score 33.4
Median 29.5



Investing in People

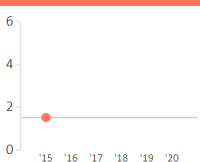
Health Expenditures

23% Score 1.42
Median 2.33



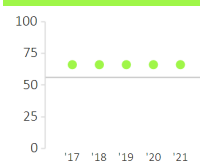
Primary Education Expenditures

50% Score 1.53
Median 1.53



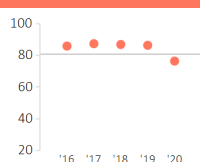
Natural Resource Protection

52% Score 66.2
Median 55.9



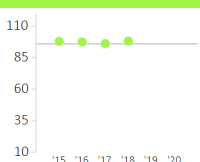
Immunization Rates

32% Score 76.5
Median 81.0



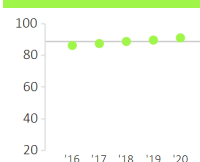
Girls' Sec Edu Enrollment Rate

62% Score 98.1
Median 95.8



Child Health

65% Score 91.2
Median 88.7



For more information regarding the Millennium Challenge Account Selection Process and these indicators, please consult MCC's website www.mcc.gov/selection

^ Visit www.mcc.gov/db-fy22 to learn how MCC is responding to the cancellation of the Doing Business Report and considerations for Business Start-Up this year.

Iran, Islamic Rep. FY22

Population 83,993,000

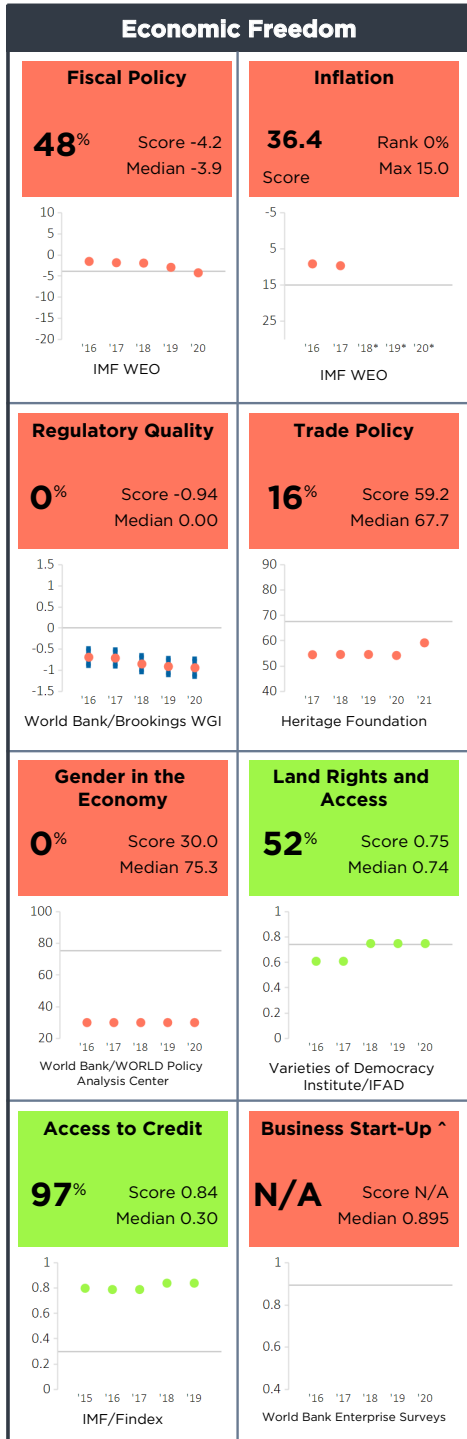
GNI/Cap \$2,870

Category GNI/Cap \$1,966 - \$4,095

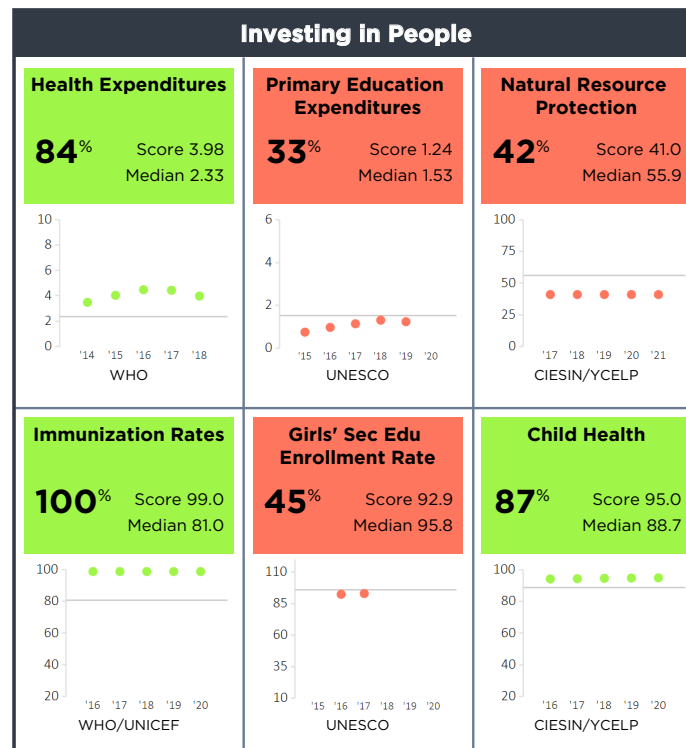
Half Scorecard Passed X

Control of Corruption X

Democratic Rights X



* Indicates the country has a score this year, but the score is outside the range of scores shown on the chart.



^ Visit www.mcc.gov/db-fy22 to learn how MCC is responding to the cancellation of the Doing Business Report and considerations for Business Start-Up this year.

Kiribati FY22

Population 119,000

GNI/Cap \$3,010

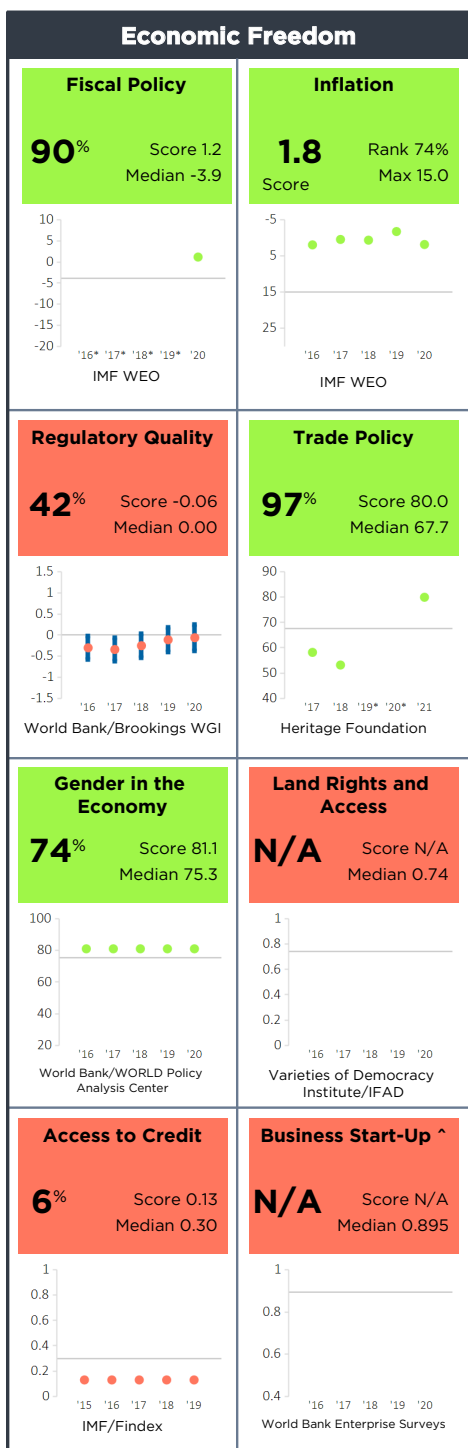
Category GNI/Cap \$1,966 - \$4,095

Half Scorecard Passed ✓

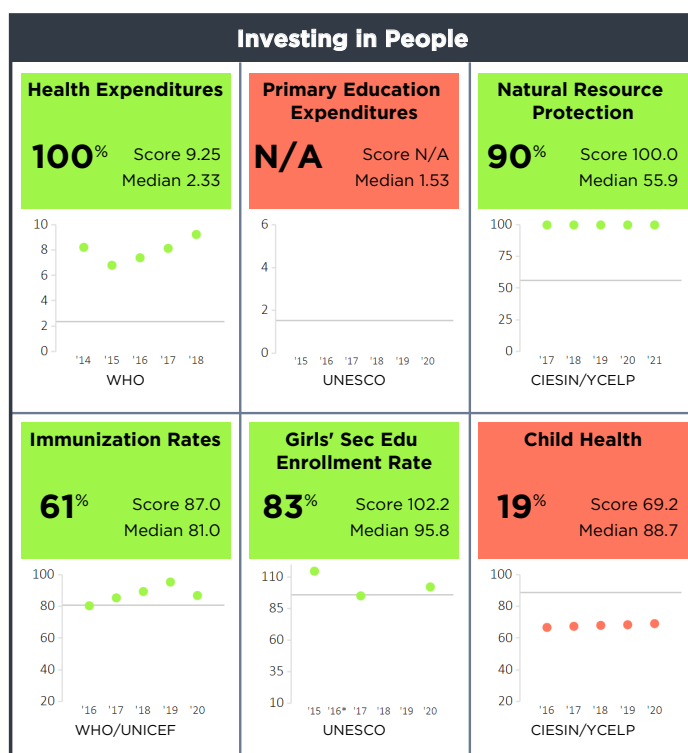
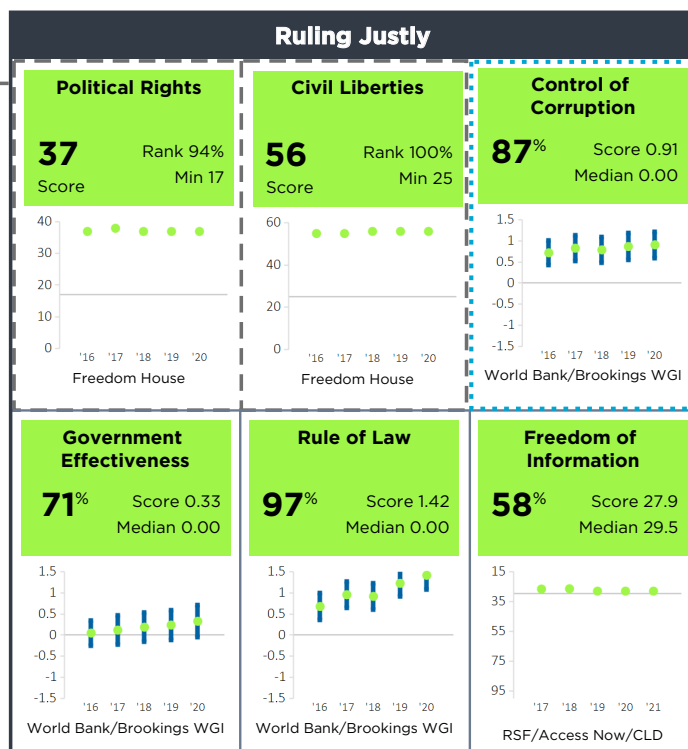
Control of Corruption ✓

Democratic Rights ✓

Kiribati



For more information regarding the Millennium Challenge Account Selection Process and these indicators, please consult MCC's website www.mcc.gov/selection



* Indicates the country has a score this year, but the score is outside the range of scores shown on the chart.

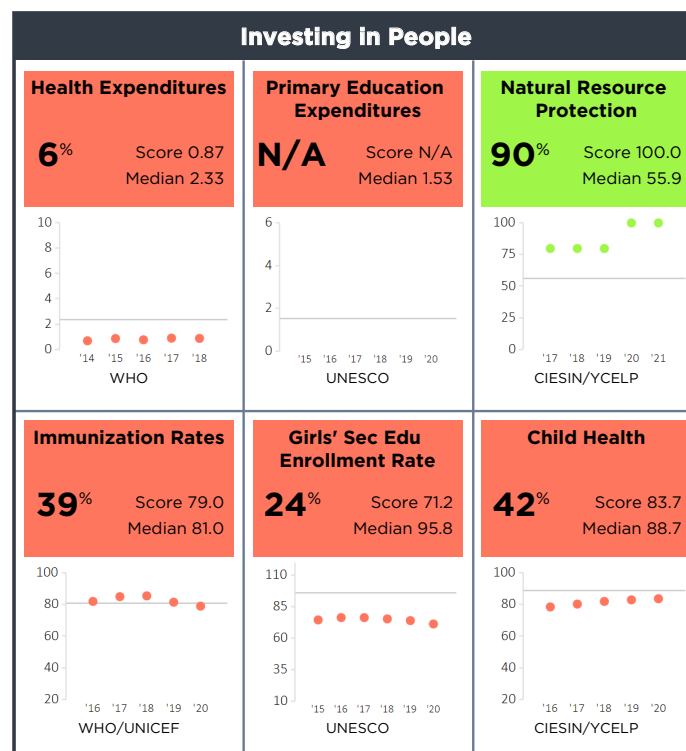
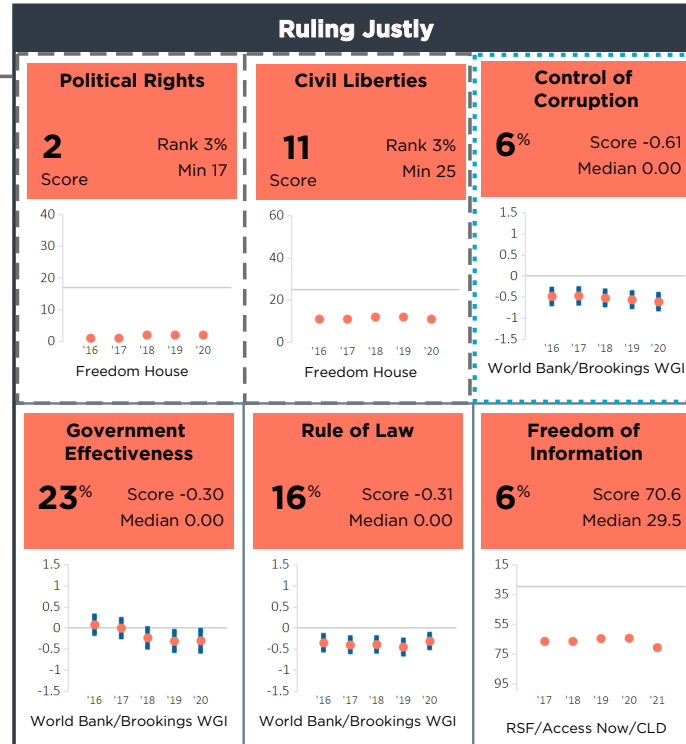
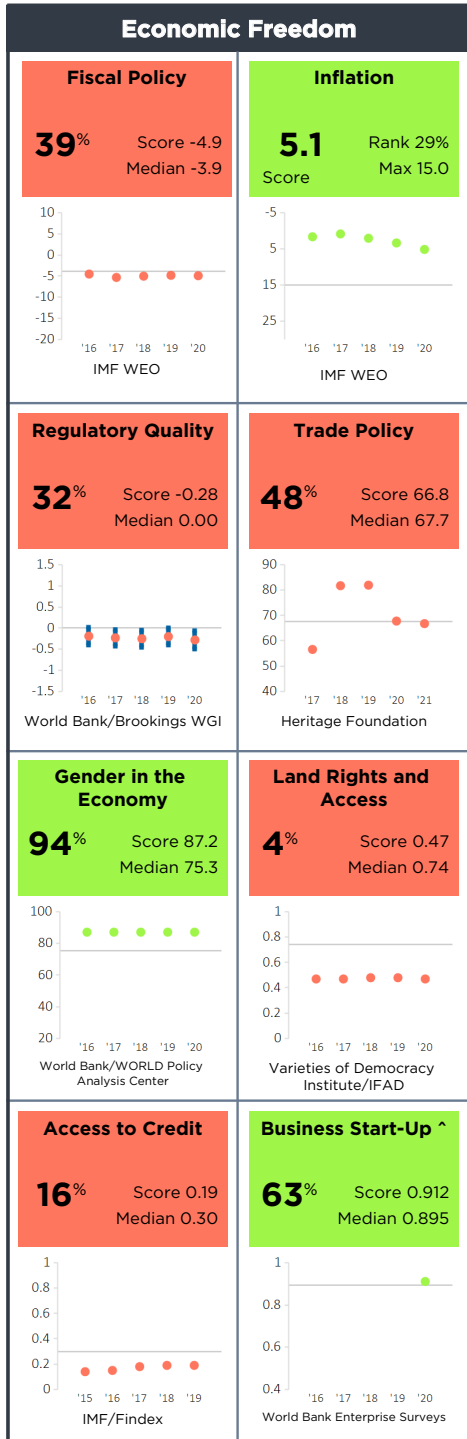
^ Visit www.mcc.gov/db-fy22 to learn how MCC is responding to the cancellation of the Doing Business Report and considerations for Business Start-Up this year.

Lao PDR FY22

Population 7,276,000

GNI/Cap \$2,480

Category GNI/Cap \$1,966 - \$4,095

Half Scorecard Passed **X**Control of Corruption **X**Democratic Rights **X**

^ Visit www.mcc.gov/db-fy22 to learn how MCC is responding to the cancellation of the Doing Business Report and considerations for Business Start-Up this year.

Micronesia, Fed. Sts. FY22

Population 115,000

GNI/Cap \$4,010

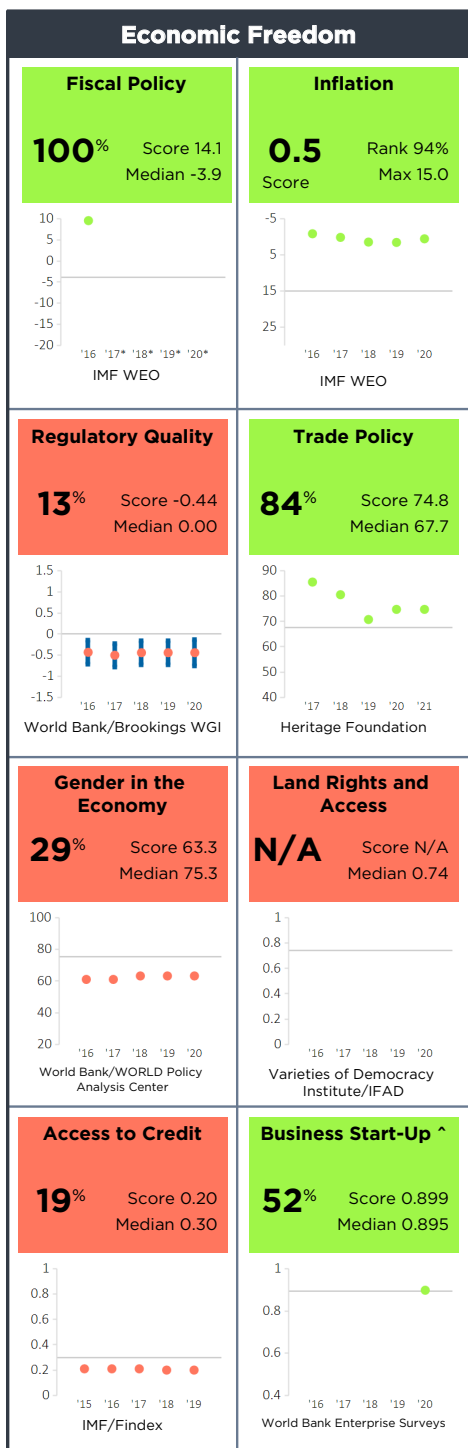
Category GNI/Cap \$1,966 - \$4,095

Half Scorecard Passed

Control of Corruption

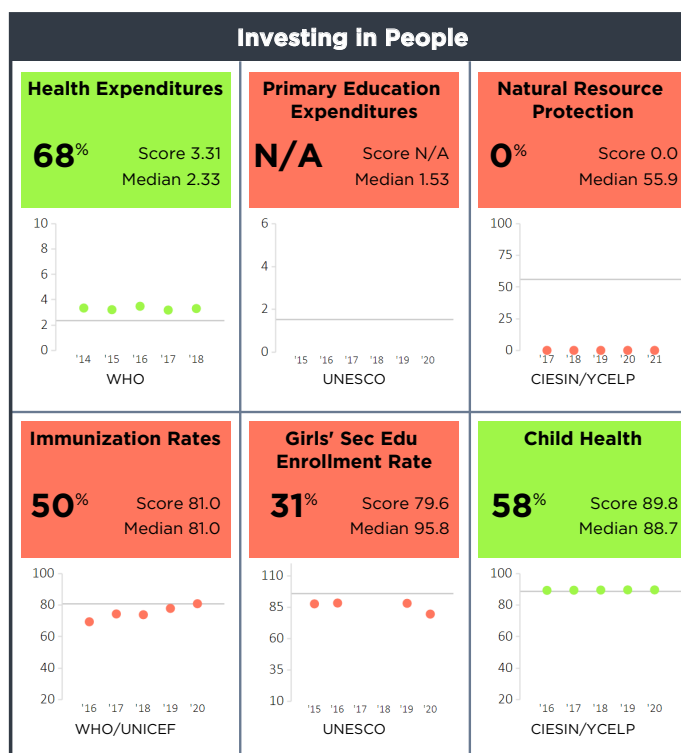
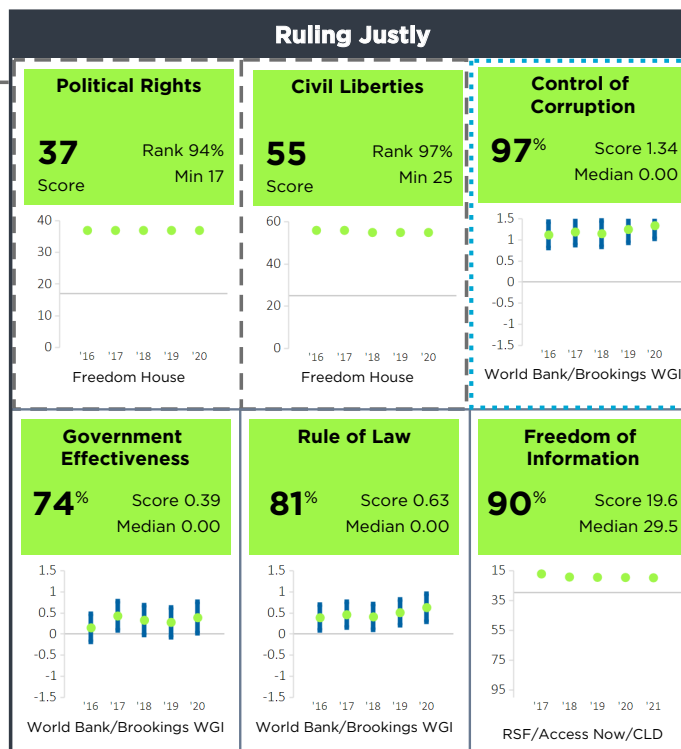
Democratic Rights

Micronesia, Fed. Sts.



For more information regarding the Millennium Challenge Account Selection Process and these indicators, please consult MCC's website www.mcc.gov/selection

* Indicates the country has a score this year, but the score is outside the range of scores shown on the chart.



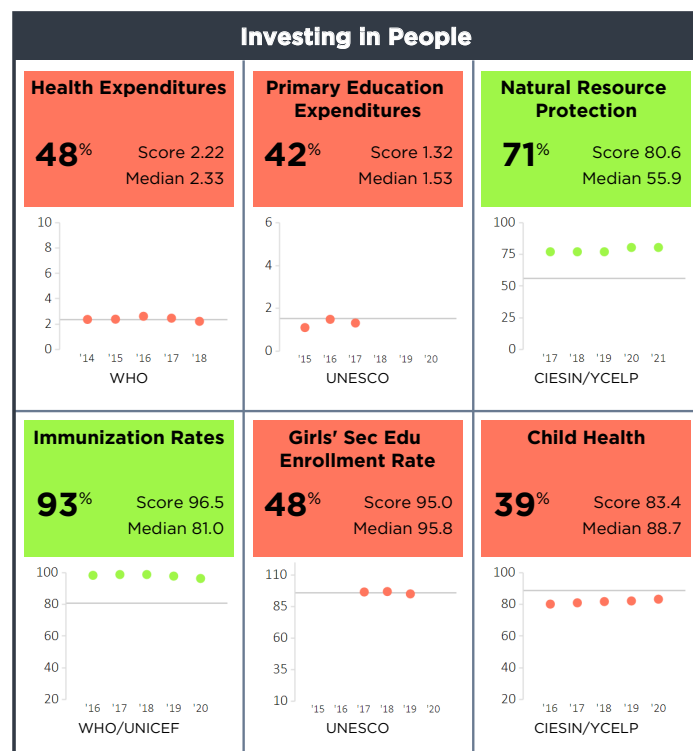
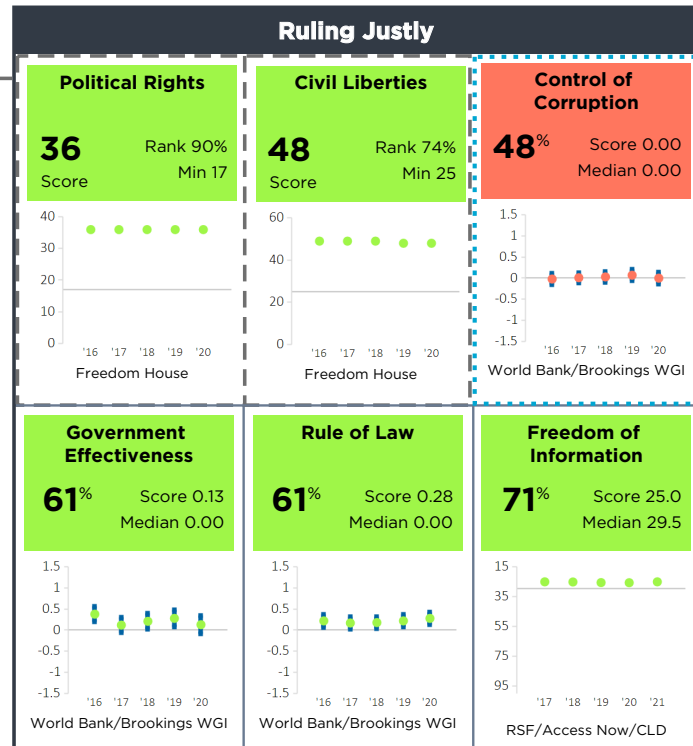
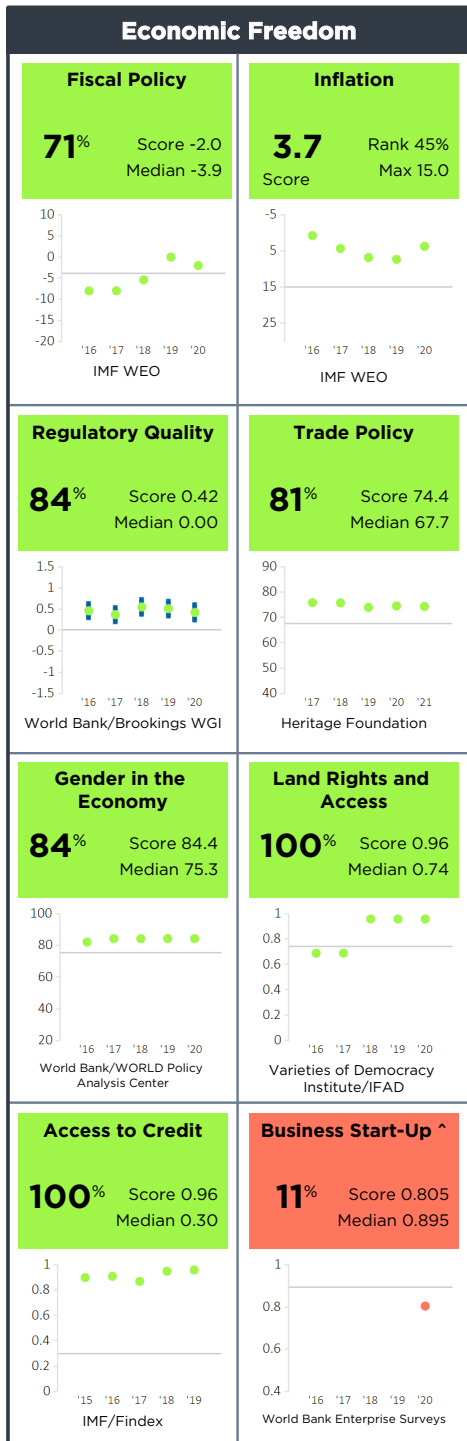
* Visit www.mcc.gov/db-fy22 to learn how MCC is responding to the cancellation of the Doing Business Report and considerations for Business Start-Up this year.

Mongolia FY22

Population 3,278,000

GNI/Cap \$3,670

Category GNI/Cap \$1,966 - \$4,095

Half Scorecard Passed Control of Corruption Democratic Rights 

^ Visit www.mcc.gov/db-fy22 to learn how MCC is responding to the cancellation of the Doing Business Report and considerations for Business Start-Up this year.

Mongolia

Morocco FY22

Population 36,911,000

GNI/Cap \$2,980

Category GNI/Cap \$1,966 - \$4,095

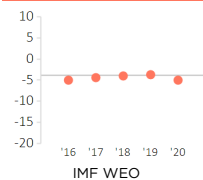
Half Scorecard Passed ☒Control of Corruption ☒Democratic Rights ☐

Morocco

Economic Freedom

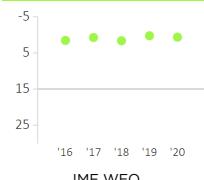
Fiscal Policy

29% Score -5.0
Median -3.9



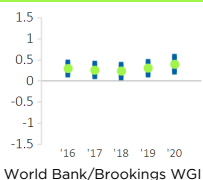
Inflation

0.6 Score Rank 87%
Max 15.0



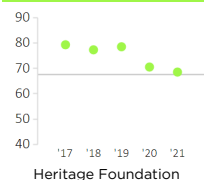
Regulatory Quality

81% Score 0.40
Median 0.00



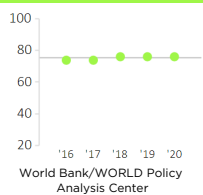
Trade Policy

52% Score 68.6
Median 67.7



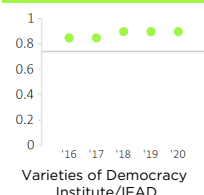
Gender in the Economy

55% Score 76.1
Median 75.3



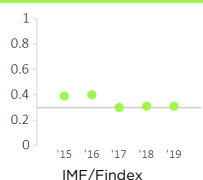
Land Rights and Access

89% Score 0.90
Median 0.74



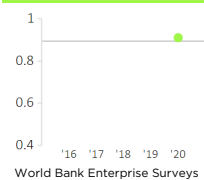
Access to Credit

52% Score 0.31
Median 0.30



Business Start-Up ^

59% Score 0.911
Median 0.895

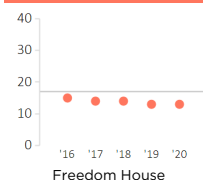


For more information regarding the Millennium Challenge Account Selection Process and these indicators, please consult MCC's website www.mcc.gov/selection

Ruling Justly

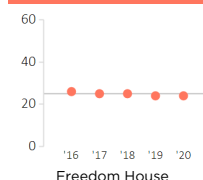
Political Rights

13 Score Rank 26%
Min 17



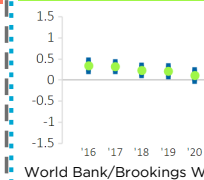
Civil Liberties

24 Score Rank 26%
Min 25



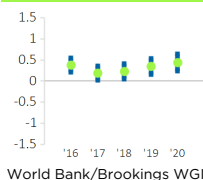
Control of Corruption

61% Score 0.11
Median 0.00



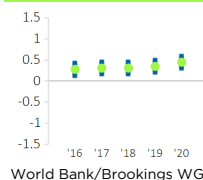
Government Effectiveness

81% Score 0.44
Median 0.00



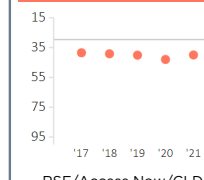
Rule of Law

71% Score 0.45
Median 0.00



Freedom of Information

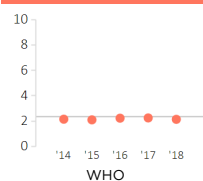
32% Score 39.9
Median 29.5



Investing in People

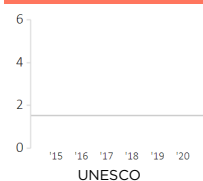
Health Expenditures

39% Score 2.14
Median 2.33



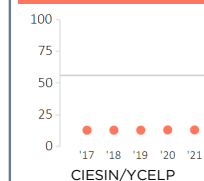
Primary Education Expenditures

N/A Score N/A
Median 1.53



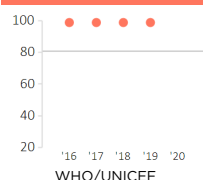
Natural Resource Protection

13% Score 13.0
Median 55.9



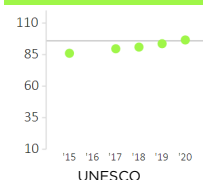
Immunization Rates

N/A Score N/A
Median 81.0



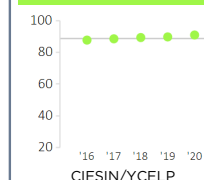
Girls' Sec Edu Enrollment Rate

55% Score 96.6
Median 95.8



Child Health

61% Score 91.1
Median 88.7



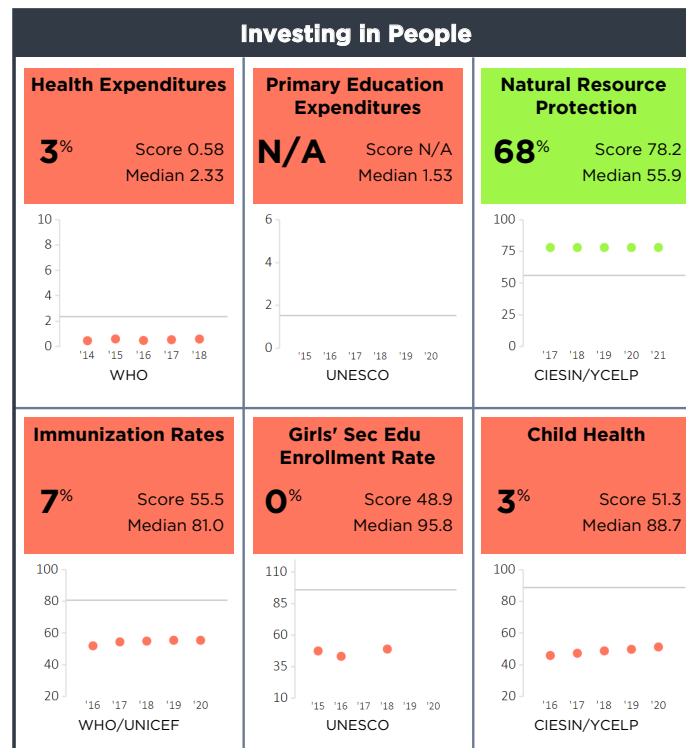
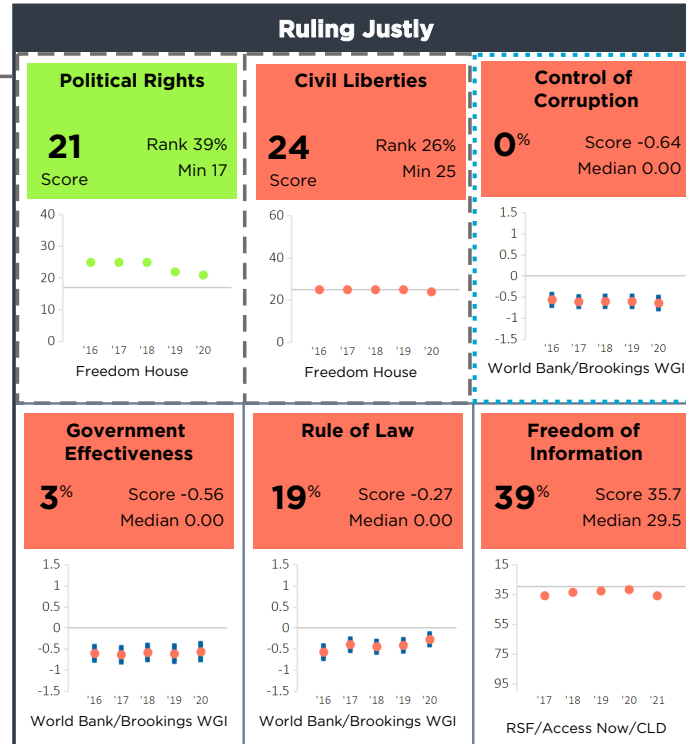
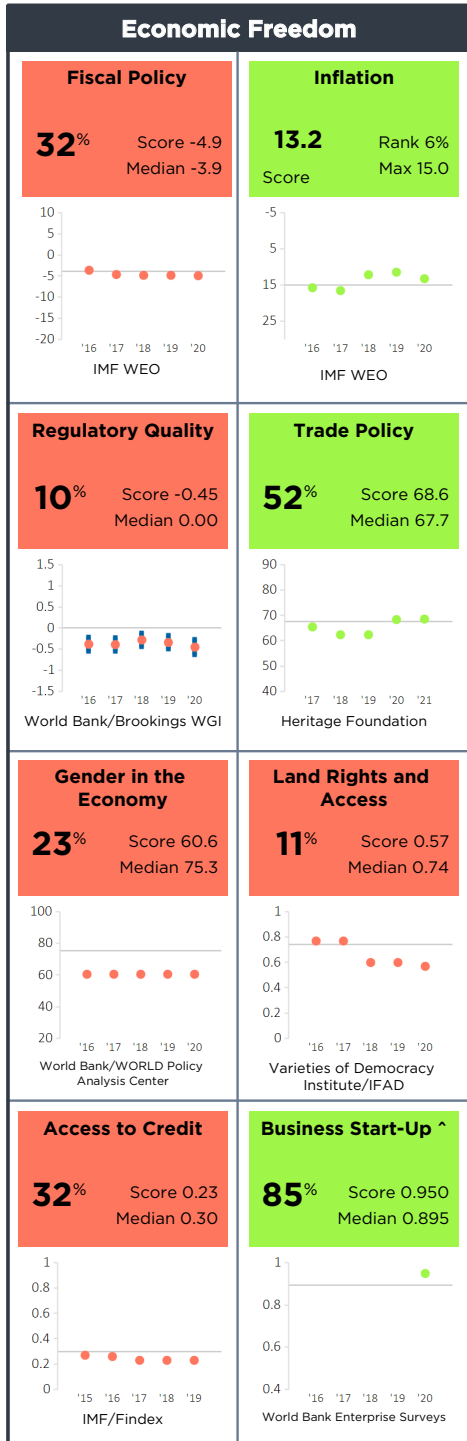
^ Visit www.mcc.gov/db-fy22 to learn how MCC is responding to the cancellation of the Doing Business Report and considerations for Business Start-Up this year.

Nigeria FY22

Population 206,140,000

GNI/Cap \$2,000

Category GNI/Cap \$1,966 - \$4,095

Half Scorecard Passed **X**Control of Corruption **X**Democratic Rights **✓**

^ Visit www.mcc.gov/db-fy22 to learn how MCC is responding to the cancellation of the Doing Business Report and considerations for Business Start-Up this year.

Nigeria

Papua New Guinea FY22

Population 8,947,000

GNI/Cap \$2,660

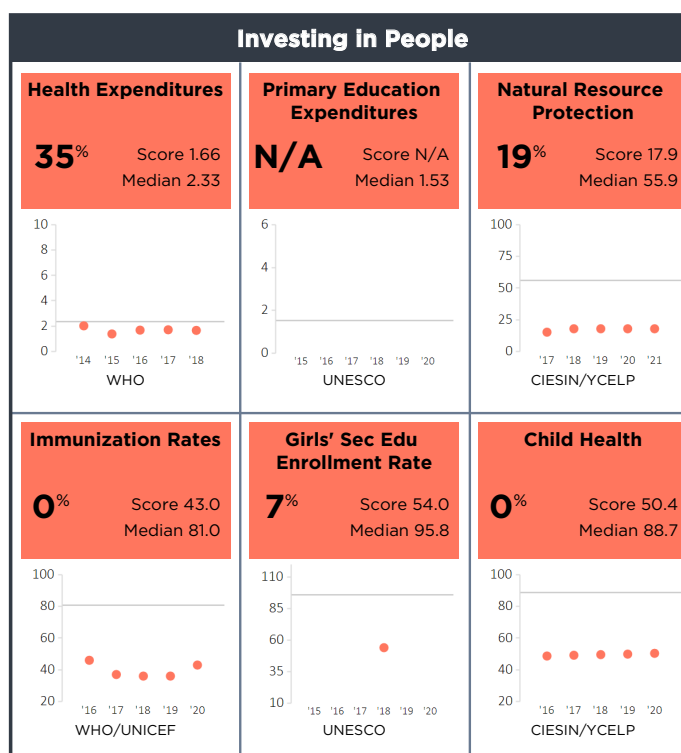
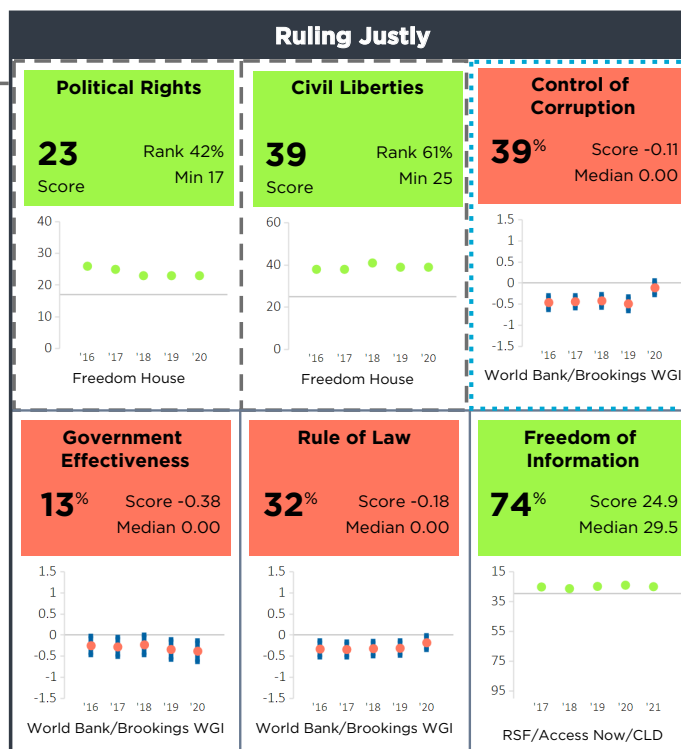
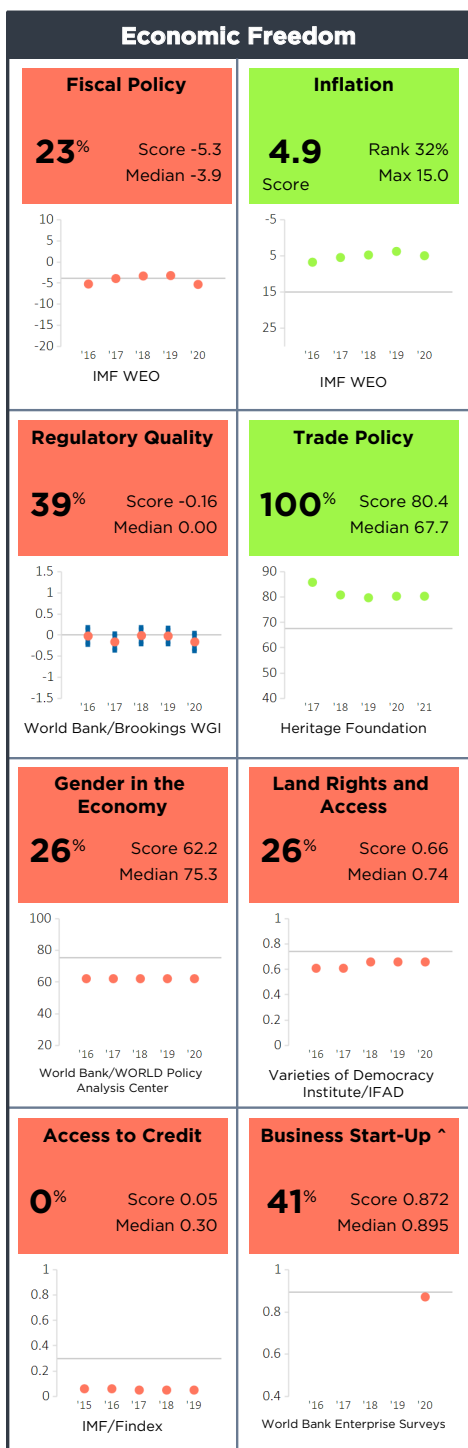
Category GNI/Cap \$1,966 - \$4,095

Half Scorecard Passed X

Control of Corruption X

Democratic Rights ✓

Papua New Guinea



^ Visit www.mcc.gov/db-fy22 to learn how MCC is responding to the cancellation of the Doing Business Report and considerations for Business Start-Up this year.

Philippines FY22

Population 109,581,000

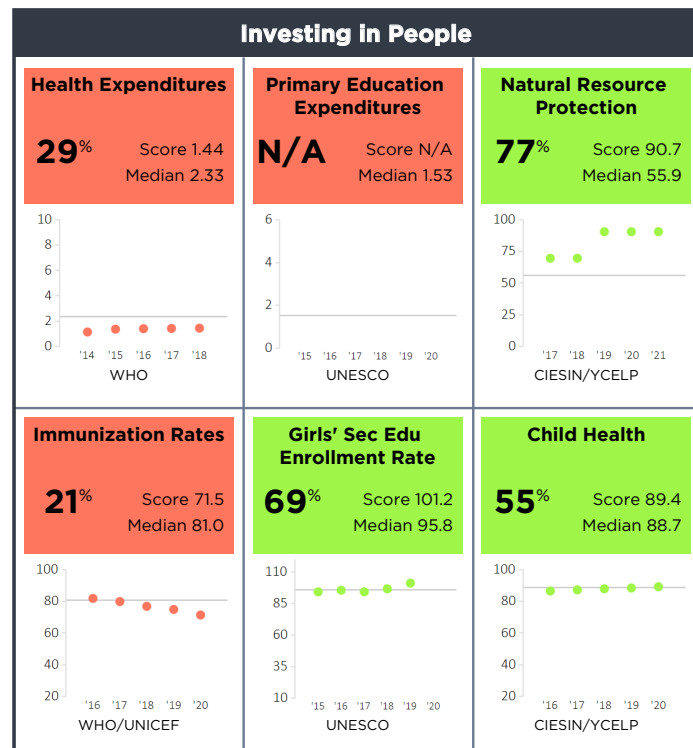
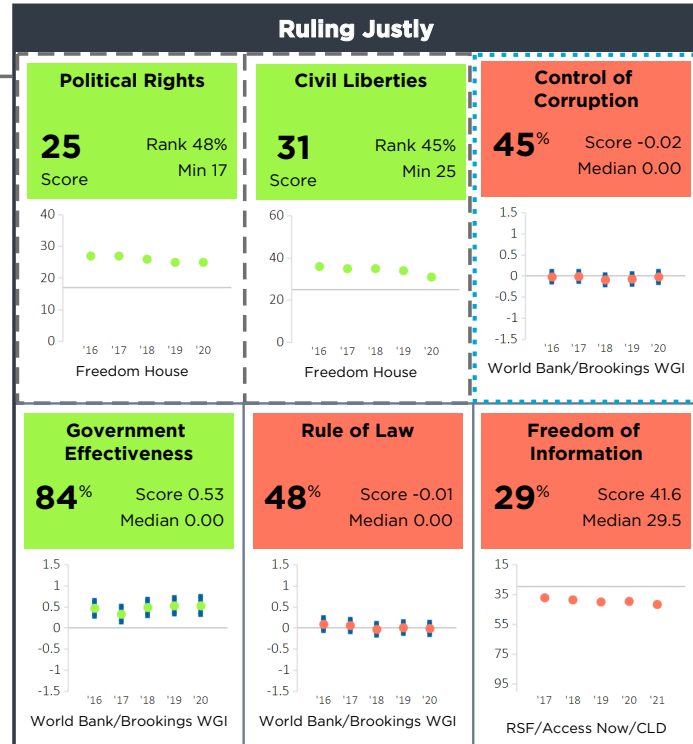
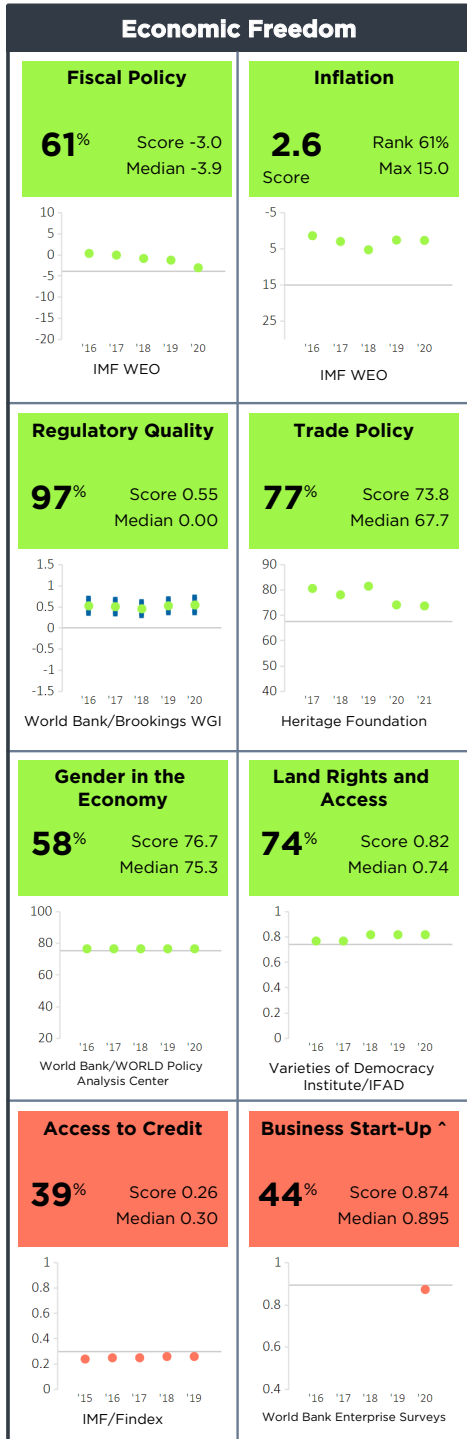
GNI/Cap \$3,430

Category GNI/Cap \$1,966 - \$4,095

Half Scorecard Passed ✓

Control of Corruption ✗

Democratic Rights ✓



^ Visit www.mcc.gov/db-fy22 to learn how MCC is responding to the cancellation of the Doing Business Report and considerations for Business Start-Up this year.

Samoa FY22

Population 198,000

GNI/Cap \$4,070

Category GNI/Cap \$1,966 - \$4,095

Half Scorecard Passed

Control of Corruption

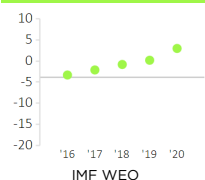
Democratic Rights

Samoa

Economic Freedom

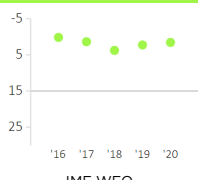
Fiscal Policy

94% Score 3.0
Median -3.9



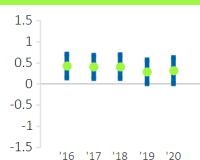
Inflation

1.5 Rank 81%
Score Max 15.0



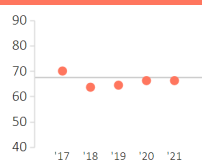
Regulatory Quality

71% Score 0.32
Median 0.00



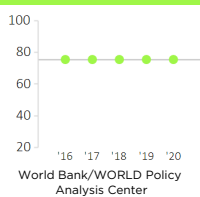
Trade Policy

45% Score 66.4
Median 67.7



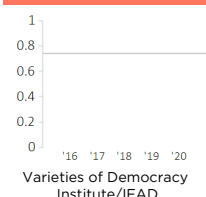
Gender in the Economy

52% Score 75.6
Median 75.3



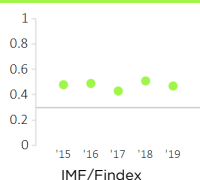
Land Rights and Access

N/A Score N/A
Median 0.74



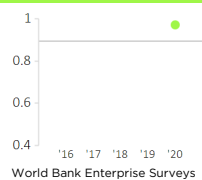
Access to Credit

81% Score 0.47
Median 0.30



Business Start-Up ^

93% Score 0.972
Median 0.895

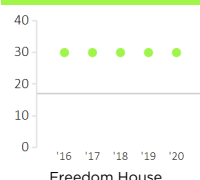


For more information regarding the Millennium Challenge Account Selection Process and these indicators, please consult MCC's website www.mcc.gov/selection

Ruling Justly

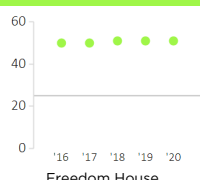
Political Rights

30 Rank 58%
Score Min 17



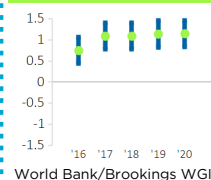
Civil Liberties

51 Rank 87%
Score Min 25



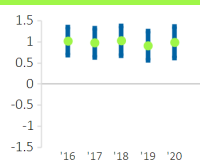
Control of Corruption

90% Score 1.15
Median 0.00



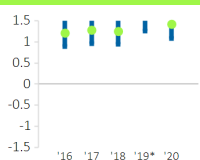
Government Effectiveness

100% Score 0.99
Median 0.00



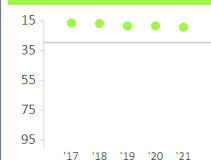
Rule of Law

97% Score 1.42
Median 0.00



Freedom of Information

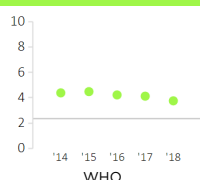
94% Score 19.2
Median 29.5



Investing in People

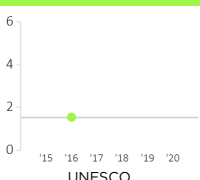
Health Expenditures

77% Score 3.76
Median 2.33



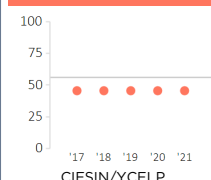
Primary Education Expenditures

67% Score 1.54
Median 1.53



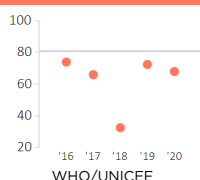
Natural Resource Protection

48% Score 45.6
Median 55.9



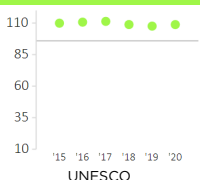
Immunization Rates

14% Score 68.0
Median 81.0



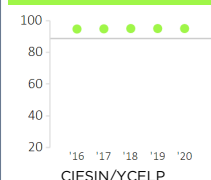
Girls' Sec Edu Enrollment Rate

93% Score 108.8
Median 95.8



Child Health

90% Score 95.2
Median 88.7



* Indicates the country has a score this year, but the score is outside the range of scores shown on the chart.

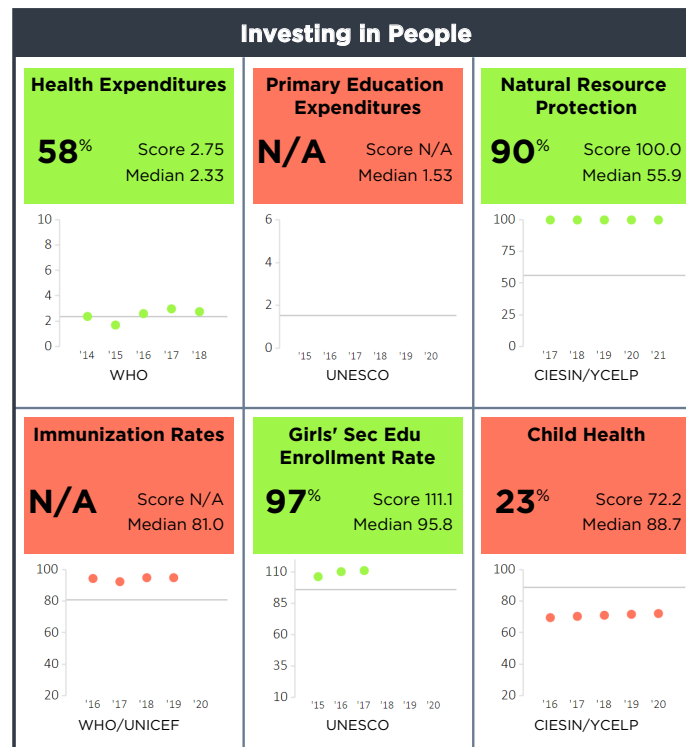
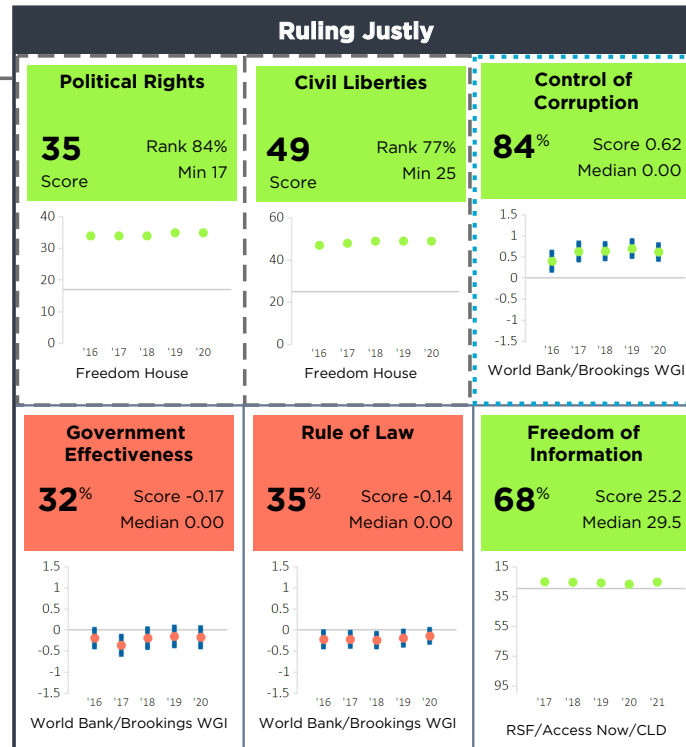
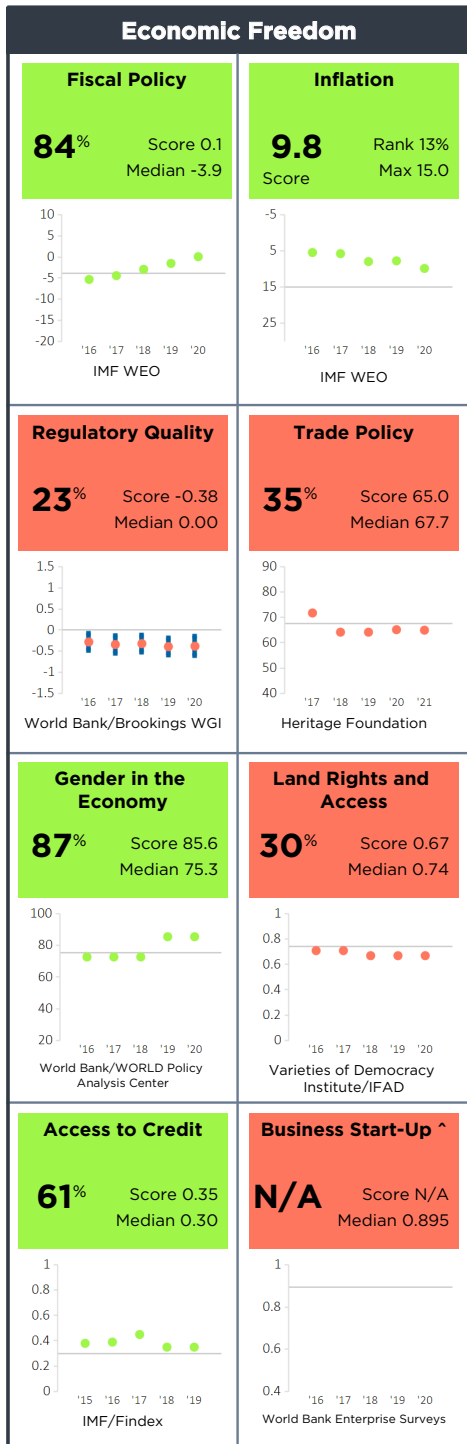
^ Visit www.mcc.gov/db-fy22 to learn how MCC is responding to the cancellation of the Doing Business Report and considerations for Business Start-Up this year.

São Tomé and Príncipe FY22

Population 219,000

GNI/Cap \$2,070

Category GNI/Cap \$1,966 - \$4,095

Half Scorecard Passed ✓Control of Corruption ✓Democratic Rights ✓

^ Visit www.mcc.gov/db-fy22 to learn how MCC is responding to the cancellation of the Doing Business Report and considerations for Business Start-Up this year.

São Tomé and Príncipe

Solomon Islands FY22

Population 687,000

GNI/Cap \$2,300

Category GNI/Cap \$1,966 - \$4,095

Half Scorecard Passed ✓

Control of Corruption ✓

Democratic Rights ✓

Solomon Islands



For more information regarding the Millennium Challenge Account Selection Process and these indicators, please consult MCC's website www.mcc.gov/selection

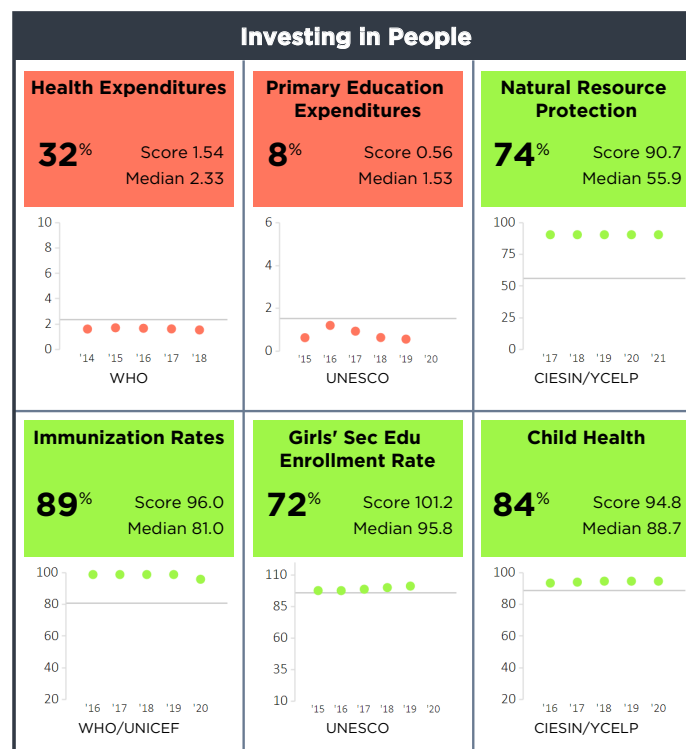
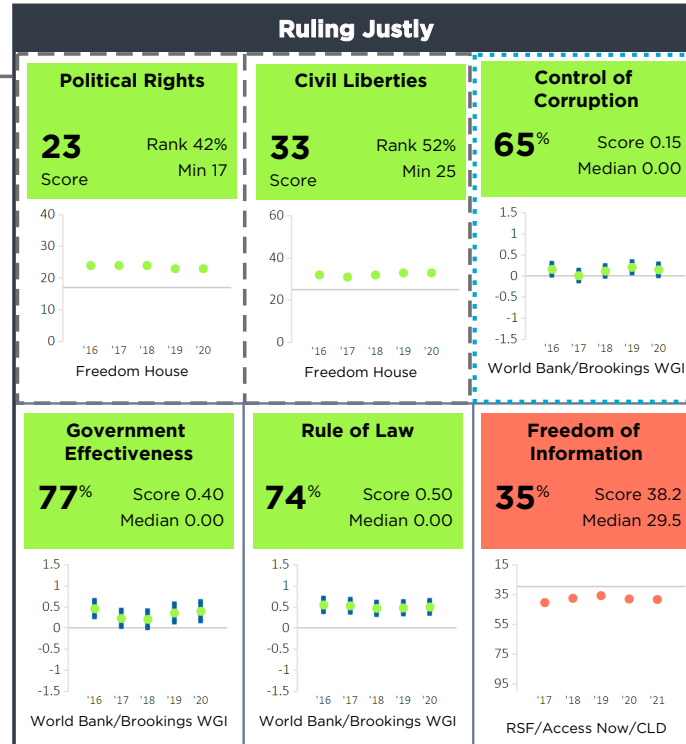
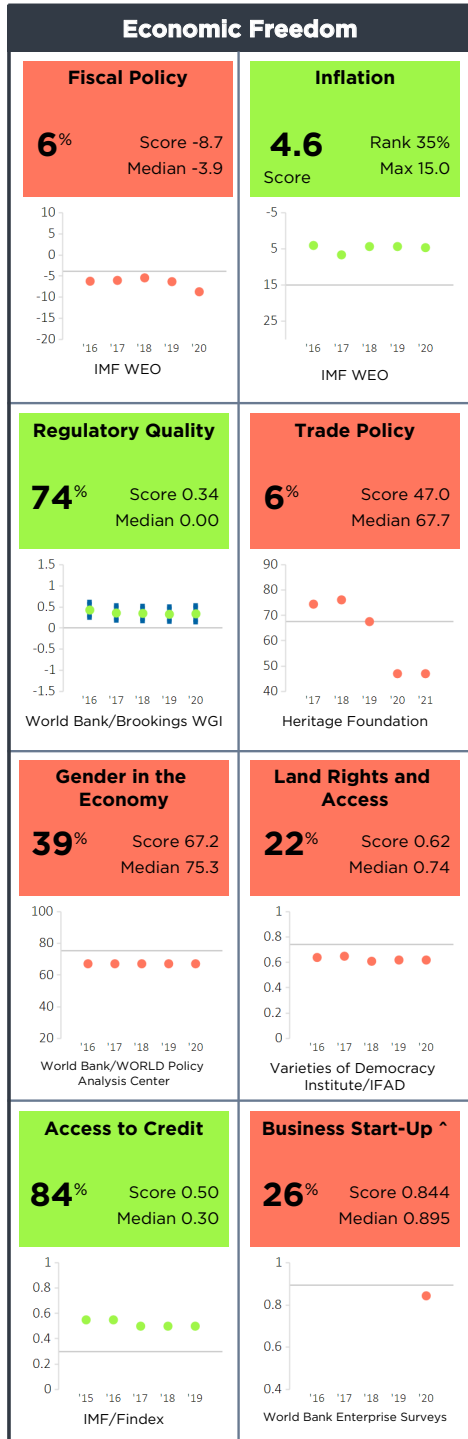
^ Visit www.mcc.gov/db-fy22 to learn how MCC is responding to the cancellation of the Doing Business Report and considerations for Business Start-Up this year.

Sri Lanka FY22

Population 21,919,000

GNI/Cap \$3,720

Category GNI/Cap \$1,966 - \$4,095

Half Scorecard Passed ☒Control of Corruption ☒Democratic Rights ☒

^ Visit www.mcc.gov/db-fy22 to learn how MCC is responding to the cancellation of the Doing Business Report and considerations for Business Start-Up this year.

Sri Lanka

Tunisia FY22

Population 11,819,000

GNI/Cap \$3,100

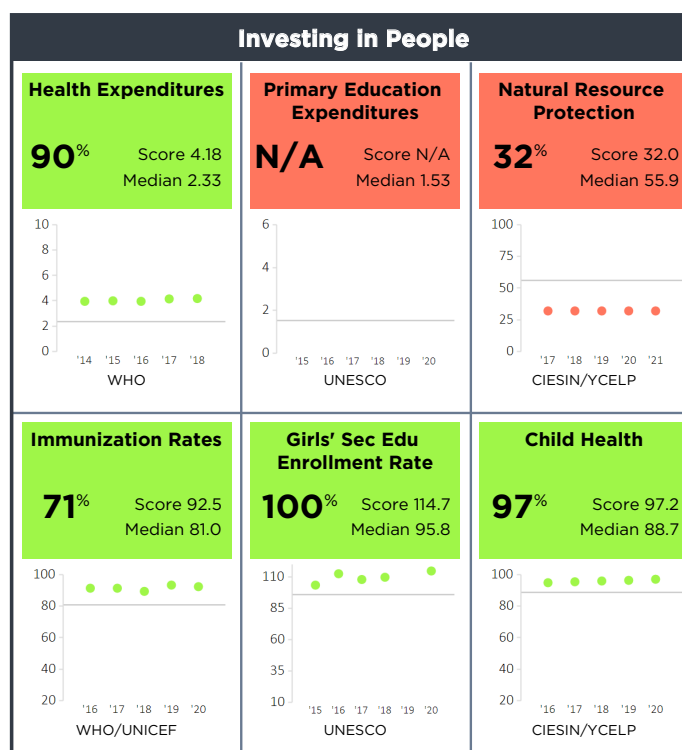
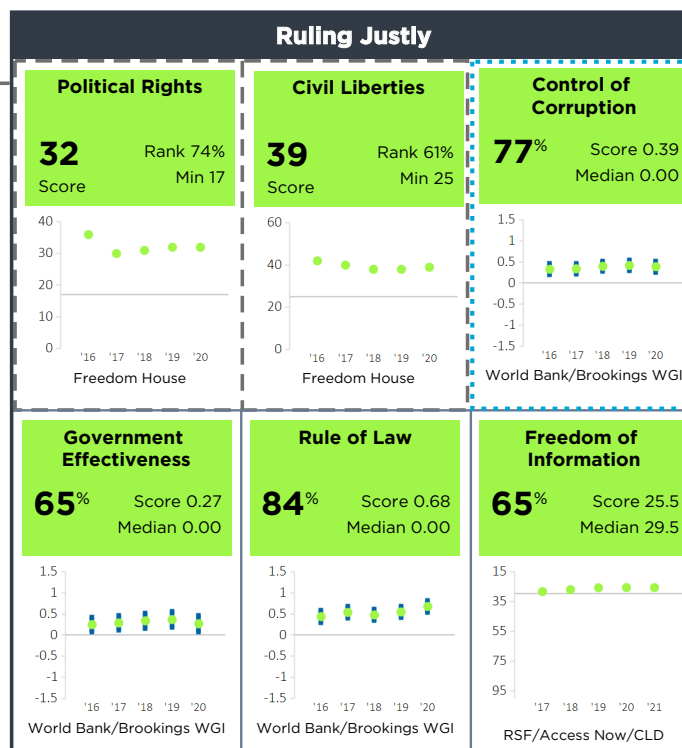
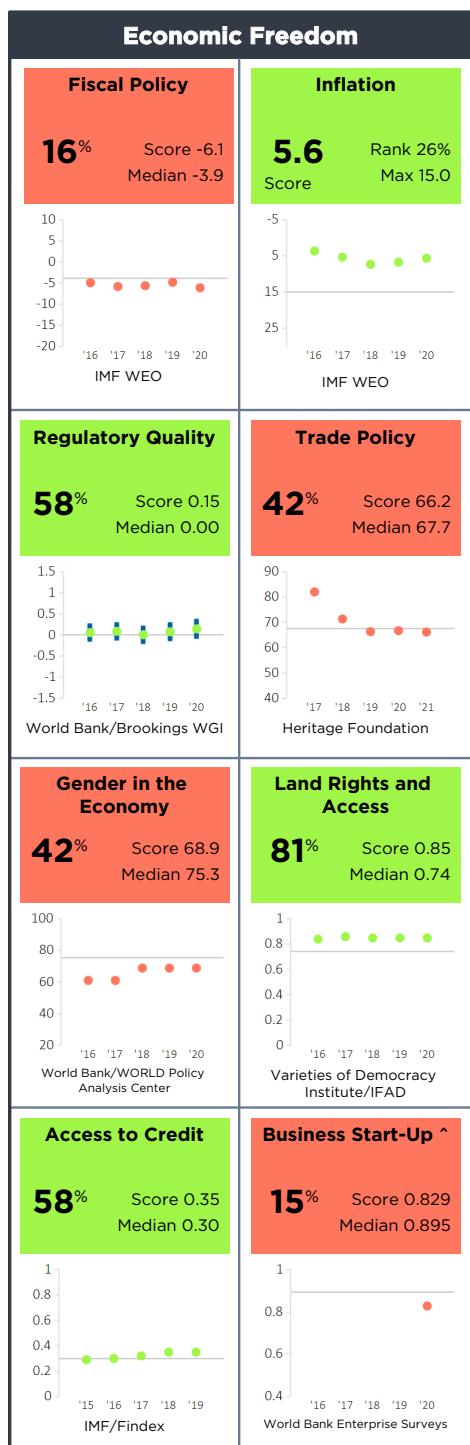
Category GNI/Cap \$1,966 - \$4,095

Half Scorecard Passed ✓

Control of Corruption ✓

Democratic Rights ✓

Tunisia



^ Visit www.mcc.gov/db-fy22 to learn how MCC is responding to the cancellation of the Doing Business Report and considerations for Business Start-Up this year.

Ukraine FY22

Population 44,135,000

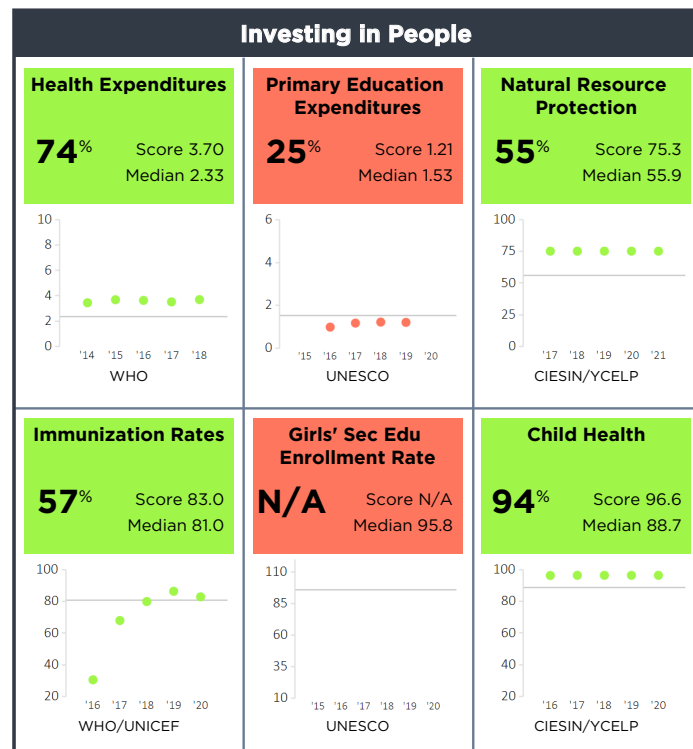
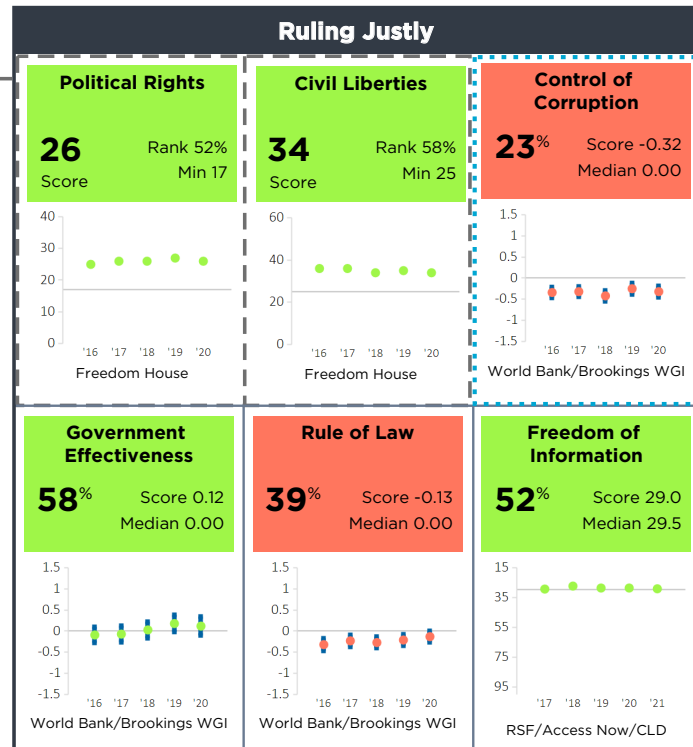
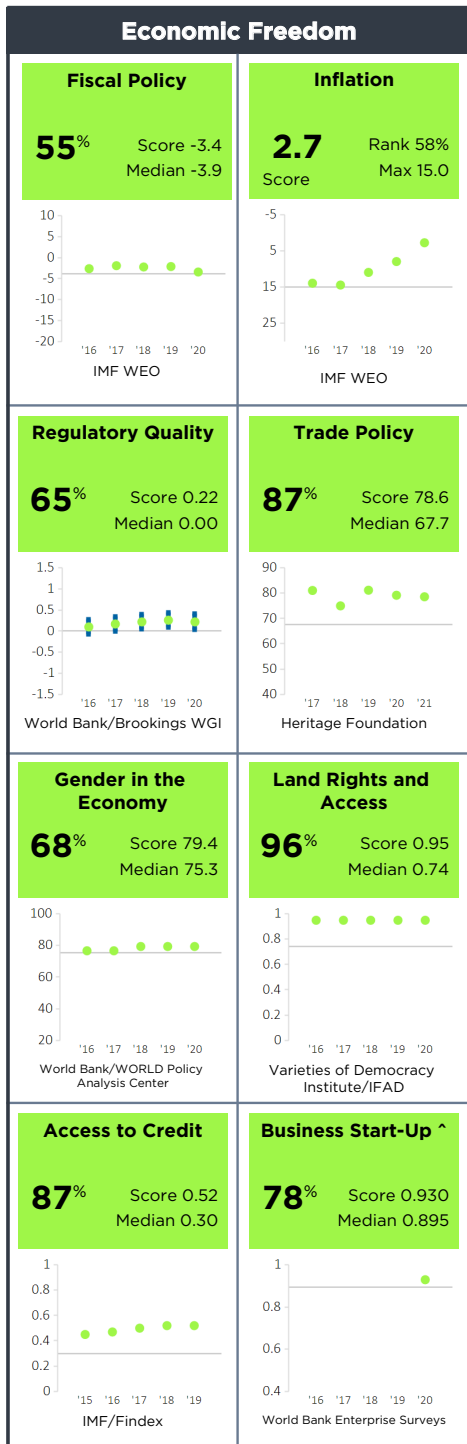
GNI/Cap \$3,540

Category GNI/Cap \$1,966 - \$4,095

Half Scorecard Passed ✓

Control of Corruption X

Democratic Rights ✓

^ Visit www.mcc.gov/db-fy22 to learn how MCC is responding to the cancellation of the Doing Business Report and considerations for Business

Vanuatu FY22

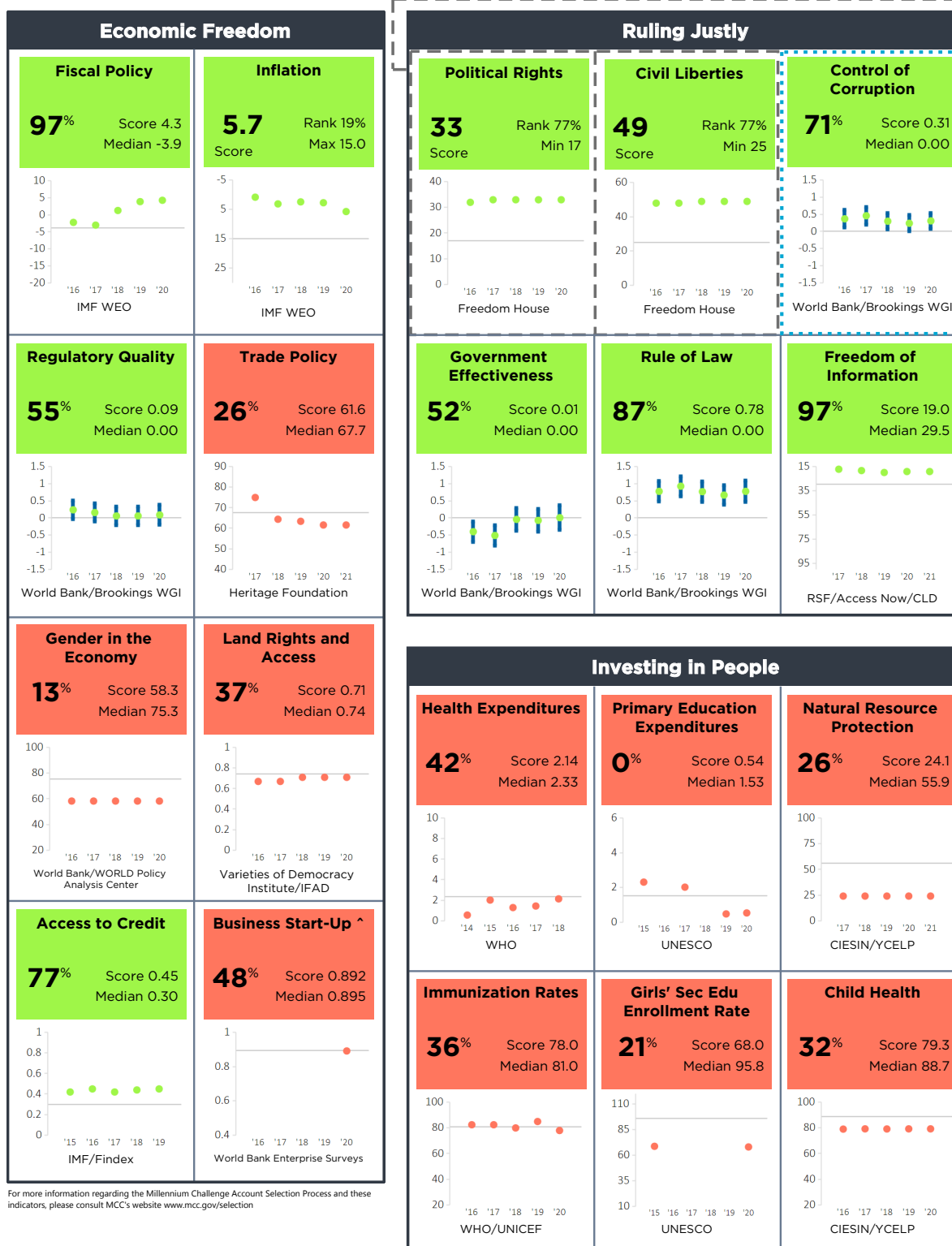
Population 307,000

GNI/Cap \$2,780

Category GNI/Cap \$1,966 - \$4,095

Half Scorecard Passed ☒Control of Corruption ☒Democratic Rights ☒

Vanuatu



For more information regarding the Millennium Challenge Account Selection Process and these indicators, please consult MCC's website www.mcc.gov/selection

^ Visit www.mcc.gov/db-fy22 to learn how MCC is responding to the cancellation of the Doing Business Report and considerations for Business

Vietnam FY22

Population 97,339,000

GNI/Cap \$2,660

Category GNI/Cap \$1,966 - \$4,095

Half Scorecard Passed ✓

Control of Corruption ✓

Democratic Rights X



For more information regarding the Millennium Challenge Account Selection Process and these indicators, please consult MCC's website www.mcc.gov/selection

Vietnam

Reducing Poverty Through Growth



MILLENNIUM
CHALLENGE CORPORATION

UNITED STATES OF AMERICA

1099 14th Street NW | Suite 700
Washington, DC 20005-3550
www.mcc.gov