

2020 Country Scorebook



MILLENNIUM
CHALLENGE CORPORATION
UNITED STATES OF AMERICA

2020 Country Scorebook



MILLENNIUM
CHALLENGE CORPORATION

Reducing Poverty Through Growth

Contents

Introduction to the Millennium Challenge Account.....	1
About This Scorebook	1
Indicators—What They Measure.....	2
Ruling Justly.....	3
Investing in People	4
Encouraging Economic Freedom	4
Reading the Scores—A Reference Guide	6

Country Index

Afghanistan	8
Angola	58
Bangladesh.....	9
Benin.....	10
Bhutan	59
Bolivia	60
Burkina Faso.....	11
Burma	12
Burundi	13
Cabo Verde	61
Cambodia.....	14
Cameroon	15
Central African Republic.....	16
Chad.....	17
Comoros.....	18
Congo, Dem. Rep.	19
Congo, Rep.	20
Côte d’Ivoire.....	21
Djibouti	62
Egypt, Arab Rep.....	63
El Salvador	64
Eritrea	22
Eswatini.....	65
Ethiopia	23
Gambia	24
Ghana	66

Guinea	25
Guinea-Bissau	26
Haiti	27
Honduras	67
India	68
Indonesia.....	69
Kenya	28
Kiribati.....	70
Korea, Dem. Rep	29
Kyrgyz Republic.....	30
Lao PDR	71
Lesotho.....	31
Liberia.....	32
Madagascar	33
Malawi.....	34
Mali	35
Mauritania	36
Micronesia, Fed. Sts.....	72
Moldova	73
Mongolia.....	74
Morocco	75
Mozambique	37
Nepal.....	38
Nicaragua.....	76
Niger	39
Nigeria.....	77
Pakistan	40

Papua New Guinea	78
Philippines	79
Rwanda	41
São Tomé and Príncipe	42
Senegal.....	43
Sierra Leone	44
Solomon Islands	80
Somalia.....	45
South Sudan	46
Sudan	47
Syrian Arab Republic.....	48
Tajikistan.....	49
Tanzania	50
Timor-Leste.....	51
Togo	52
Tunisia	81
Uganda	53
Ukraine.....	82
Uzbekistan	83
Vanuatu	84
Vietnam.....	85
Yemen, Rep.....	54
Zambia	55
Zimbabwe	56

Introduction to the Millennium Challenge Account

Established in 2004, the Millennium Challenge Account (MCA) is an innovative foreign assistance program designed to reduce poverty in developing countries through sustainable economic growth. As an independent U.S. Government agency, the Millennium Challenge Corporation (MCC) administers the MCA funds that are provided annually by Congress. MCC is managed by a Chief Executive Officer (CEO) with oversight from a Board of Directors. The Board is composed of five public sector members—the Secretary of State, Secretary of the Treasury, U.S. Trade Representative, Administrator of the U.S. Agency for International Development, and MCC’s CEO—and four private sector members appointed by the President and confirmed by the U.S. Senate. MCC draws its diverse staff from various U.S. Government agencies, the private sector, universities, international development agencies, and non-governmental organizations.

Every year, the MCC Board of Directors meets to select countries as eligible to develop a proposal for MCA assistance (see box describing MCC’s assistance programs). Recognizing that development is achieved by a country’s own efforts, policies, and people, MCC’s assistance offers selected countries an opportunity to identify their own priorities for achieving sustainable economic growth and poverty reduction. Once selected as eligible, a country conducts an economic analysis and undertakes the process of developing a proposal for funding in broad consultation with its own citizens. MCC teams work in partnership with eligible countries to refine their compact proposals in order to ensure the programs’ focus on poverty reduction through sustainable economic growth. Proposed compacts also describe how the country plans to manage and implement its MCA program, including how it will ensure financial accountability, transparency, and fair and open procurement, as well as how it will measure results.

About This Scorebook

The 2020 Country Performance Scorebook is the seventeenth publication of country performance data since the establishment of MCC. The Scorebook presents information on country performance on independent and transparent indicators developed by third-parties that measure countries’ demonstrated commitment to just and democratic governance, investments in the people of a country, and economic freedom. These indicators inform the Board of Directors, MCC staff, Congress, and the Administration of candidate countries’ broad policy framework for encouraging poverty reduction through economic growth. We hope this can also be a tool for citizens, civil society organizations, journalists, the private sector, and governments around the world to monitor performance and advocate for continued policy reform.

This year’s Scorebook includes data on 77 countries (63 candidates and 14 countries that meet the income parameters for candidacy but are statutorily prohibited from receiving assistance), including countries that were eligible in previous years for compact or threshold assistance. A country is determined to be a candidate for MCA funding if its per capita income falls within predetermined parameters set by Congress and if it is not subject to certain restrictions on U.S. foreign assistance.

For Fiscal Year 2020 (FY20), MCC is continuing to use the historical ceiling for eligibility as set by the World Bank’s International Development Association (IDA) to divide the 77 countries into two income groups for the purpose of comparative analysis on the policy performance indicators. These two income groups include: 1) countries whose GNI per capita is under or equal to \$1,925 in FY20 and 2) those countries whose GNI per capita falls between \$1,926 and \$3,995 in FY20.¹

¹ All GNI per capita estimates in this Scorebook are from the World Bank’s July 1, 2019 publication entitled “Gross National Income per Capita 2018” and utilize the Atlas method estimates.

Compact & Threshold Countries

An MCC compact is a multi-year agreement between MCC and an eligible country to fund specific programs targeted at reducing poverty and stimulating economic growth. MCC has signed 37 compacts worth more than \$12 billion with Armenia, Benin, Burkina Faso, Cabo Verde, Côte d'Ivoire, El Salvador, Georgia, Ghana, Honduras, Indonesia, Jordan, Lesotho, Liberia, Madagascar, Malawi, Mali, Moldova, Mongolia, Morocco, Mozambique, Namibia, Nepal, Nicaragua, Niger, Philippines, Senegal, Tanzania, Vanuatu, and Zambia. MCC is working toward developing compacts with Kosovo, Sri Lanka, Timor-Leste, and Tunisia, second compacts with Burkina Faso, Indonesia, Lesotho, and Malawi, and concurrent compacts with Benin, Burkina Faso, Côte d'Ivoire, Ghana, and Niger.

To provide a further incentive for policy reform, Congress also established the threshold program for countries that demonstrate a significant commitment to meeting the eligibility criteria but do not qualify for MCC compact assistance. Threshold assistance helps countries improve their policy environment to help build a strong foundation and to help them qualify for compact assistance. To date, MCC has signed threshold agreements totaling more than \$631 million with the following countries: Albania, Burkina Faso, Guatemala, Guyana, Honduras, Indonesia, Jordan, Kenya, Kosovo, Kyrgyz Republic, Liberia, Malawi, Moldova, Niger, Paraguay, Peru, Philippines, Rwanda, São Tomé and Príncipe, Sierra Leone, Tanzania, Timor-Leste, Togo, Uganda, Ukraine, and Zambia. MCC is working toward developing threshold programs with Ethiopia and Solomon Islands.

In selecting compact and threshold eligible countries, MCC's Board evaluates: 1) candidate countries' performance on the policy indicators, 2) the opportunity for economic growth and poverty reduction, and 3) the availability of funds. If MCC has worked with a country on a previous threshold program or compact, MCC's Board also takes into consideration performance on the initial program.

To judge performance on the policy indicators, the Board will consider whether a country performs above the median or absolute threshold on at least half of the indicators, above the median on the *Control of Corruption* indicator, and above the absolute threshold on either the *Civil Liberties* or *Political Rights* indicators. Indicators with absolute thresholds in lieu of a median include a) *Inflation*, on which a country's inflation rate must be under a fixed ceiling of 15 percent; b) *Immunization Rates*, on which a country whose GNI per capita falls between \$1,926 and \$3,995 must have immunization coverage above 90%; c) *Political Rights*, on which countries must score above 17; and d) *Civil Liberties*, on which countries must score above 25. The Board will also take into consideration whether a country performs substantially worse in any category (*Ruling Justly*, *Investing in People*, or *Economic Freedom*) than they do on the overall scorecard. While the indicator methodology is the predominant basis for determining which countries will be eligible for MCA assistance, the Board may also consider supplemental information and take into account factors such as time lags and gaps in the data used to determine indicator scores.

Indicators—What They Measure

The 2020 Country Performance Scorebook measures performance on the policy criteria mandated in MCC's authorizing legislation. By using information collected from independent third-party sources, MCC's country selection process allows for an objective, comparable analysis across candidate countries. Data sources relied upon to produce this Scorebook are determined by the Board of Directors and are

subject to change annually. Candidate countries may regularly consult with the indicator institutions regarding their performance to identify opportunities for reform and to raise questions about the data.

As a rule, MCC relies on indicators that:

- ★ are developed by an independent third party;
- ★ use an analytically-rigorous methodology and objective, high quality data;
- ★ are publicly available;
- ★ have broad country coverage among MCC candidate countries;
- ★ are comparable across countries;
- ★ have a clear theoretical or empirical link to economic growth and poverty reduction;
- ★ are policy-linked, i.e. measure factors that governments can influence; and
- ★ have broad consistency in results from year to year.

The following indicators are measured by MCC in the three categories of *Ruling Justly*, *Investing in People*, and *Encouraging Economic Freedom*.

Ruling Justly

These indicators measure just and democratic governance, including a country's demonstrated commitment to promoting political pluralism, equality, and the rule of law; respecting human and civil rights; protecting private property rights; encouraging transparency and accountability of government; and combating corruption.

- ★ **Civil Liberties** – Independent experts rate countries on: freedom of expression; association and organizational rights; rule of law and human rights; and personal autonomy and economic rights, among other things. *Source: Freedom House*
- ★ **Political Rights** – Independent experts rate countries on: the prevalence of free and fair elections of officials with real power; the ability of citizens to form political parties that may compete fairly in elections; freedom from domination by the military, foreign powers, totalitarian parties, religious hierarchies and economic oligarchies; and the political rights of minority groups, among other things. *Source: Freedom House*
- ★ **Freedom of Information** – Measures the legal and practical steps taken by a government to enable or allow information to move freely through society; this includes measures of press freedom, national freedom of information laws, and the extent to which a country is filtering internet content or tools. *Source: Freedom House / Centre for Law and Democracy / Reporters Without Borders*
- ★ **Government Effectiveness** – An index of surveys and expert assessments that rate countries on: the quality of public service provision; civil servants' competency and independence from political

MCC Investments

Countries partnering with MCC undertake an economic analysis and engage in a consultation process with their citizens and the private sector to discuss how they can best use MCC funding to overcome barriers to poverty reduction and stimulate economic growth. Many countries have identified improvements to roads, ports, and railroads as vital to improving access to markets, schools, and health clinics for their people. Other countries have proposed building industrial parks, trade schools, and small business centers, and making improvements to water and sanitation services. For others, land tenure and agriculture projects, micro-lending credit programs, and improvements to irrigation systems are identified as priorities to reduce rural poverty.

pressures; and the government's ability to plan and implement sound policies, among other things.

Source: World Bank/Brookings Institution's Worldwide Governance Indicators

- ★ **Rule of Law** – An index of surveys and expert assessments that rate countries on: the extent to which the public has confidence in and abides by the rules of society; the incidence and impact of violent and nonviolent crime; the effectiveness, independence, and predictability of the judiciary; the protection of property rights; and the enforceability of contracts, among other things. *Source: World Bank/Brookings Institution's Worldwide Governance Indicators*
- ★ **Control of Corruption** – An index of surveys and expert assessments that rate countries on: “grand corruption” in the political arena; the frequency of petty corruption; the effects of corruption on the business environment; and the tendency of elites to engage in “state capture,” among other things. *Source: World Bank/Brookings Institution's Worldwide Governance Indicators*

Investing in People

These indicators measure investments in the promotion of broad-based primary education, strengthened capacity to provide quality public health, the reduction of child mortality, and the sustainable management of natural resources.

- ★ **Public Expenditure on Health** – Total expenditures on health by government at all levels divided by gross domestic product (GDP). *Source: The World Health Organization (WHO)*
- ★ **Immunization Rates** – The average of DPT3 and measles immunization coverage rates for the most recent year available. *Source: WHO and the United Nations Children's Fund (UNICEF)*
- ★ **Public Expenditure on Primary Education** – Total expenditures on primary education by government at all levels divided by GDP. *Source: The United Nations Educational, Scientific and Cultural Organization (UNESCO) Institute of Statistics and National Governments*
- ★ **Girls' Primary Completion Rate** – The number of female students enrolled in the last grade of primary education minus repeaters divided by the population in the relevant age cohort (gross intake ratio in the last grade of primary). *Source: UNESCO Institute of Statistics and National Governments*
- ★ **Girls' Secondary Education** – The number of female pupils enrolled in lower secondary school, regardless of age, expressed as a percentage of the population of females in the theoretical age group for lower secondary education. Countries with a GNI per capita between \$1,926 and \$3,995 will be assessed on this indicator instead of Girls Primary Completion Rates. *Source: UNESCO Institute of Statistics and National Governments*
- ★ **Natural Resource Protection** – Assesses whether countries are protecting up to 17 percent of all their biomes (e.g., deserts, tropical rainforests, grasslands, savannas and tundra). *Source: The Center for International Earth Science Information Network and the Yale Center for Environmental Law and Policy*
- ★ **Child Health** – An index made up of three indicators: access to improved water, access to improved sanitation, and child (ages 1-4) mortality. *Source: The Center for International Earth Science Information Network and the Yale Center for Environmental Law and Policy*

Encouraging Economic Freedom

These indicators measure the extent to which a government encourages economic freedom, including a demonstrated commitment to economic policies that: encourage individuals and firms to participate in

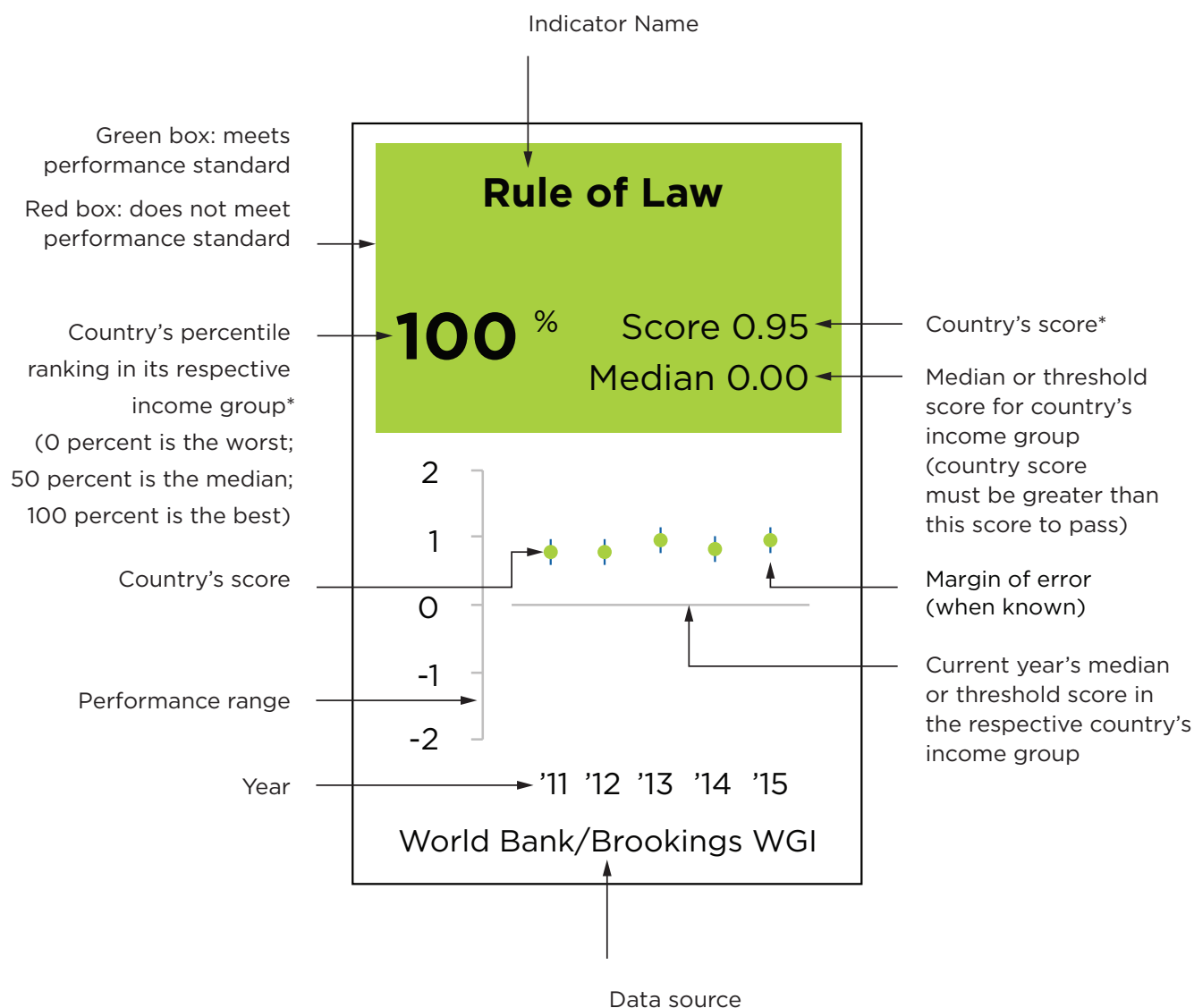
global trade and international capital markets, promote private sector growth and the sustainable management of natural resources, and strengthen market forces in the economy.

- ★ **Inflation** – The most recent average annual change in consumer prices. *Source: The International Monetary Fund's (IMF) World Economic Outlook Database*
- ★ **Fiscal Policy** – General government net lending/borrowing as a percent of GDP, averaged over a three-year period. Net lending/borrowing is calculated as revenue minus total expenditure. *Source: The IMF's World Economic Outlook Database*
- ★ **Business Start-Up** – An index that rates countries on the time and cost of complying with all procedures officially required for an entrepreneur to start up and formally operate an industrial or commercial business. *Source: International Finance Corporation*
- ★ **Trade Policy** – A measure of a country's openness to international trade based on weighted average tariff rates and non-tariff barriers to trade. *Source: The Heritage Foundation's Index of Economic Freedom*
- ★ **Regulatory Quality** – An index of surveys and expert assessments that rate countries on: the burden of regulations on business; price controls; the government's role in the economy; and foreign investment regulation, among other areas. *Source: World Bank/Brookings Institution's Worldwide Governance Indicators*
- ★ **Land Rights and Access** – An index that rates countries on the extent to which the institutional, legal, and market frameworks provide secure land tenure and equitable access to land in rural areas, and the time and cost of property registration in urban and peri-urban areas. *Source: International Fund for Agricultural Development and International Finance Corporation*
- ★ **Access to Credit** – An index that rates countries on rules and practices affecting the coverage, scope and accessibility of credit information available through either a public credit registry or a private credit bureau; as well as legal rights in collateral laws and bankruptcy laws. *Source: International Finance Corporation*
- ★ **Gender in the Economy** – An index that measures the extent to which laws provide women equal capacity to participate in the economy, as well as equality in getting a job, owning property, going to court, and being protected from violence. *Source: International Finance Corporation*

Reading the Scores—A Reference Guide

Every year each MCC candidate country receives a scorecard assessing performance in three policy categories: *Ruling Justly*, *Investing in People*, and *Encouraging Economic Freedom*.

For more information regarding the MCC Selection Process and these indicators, please visit MCC's website at www.mcc.gov/selection.



*For the Political Rights, Civil Liberties, Inflation, and Immunization Rates (for countries with GNI/capita \$1,926–\$3,995) indicators, the score and percent ranking are reversed due to those indicators operating on a minimum or maximum-score system rather than a median-based system.

Part 1:

Scorecards for Countries with GNI/capita \leq \$1,925



Afghanistan FY20

Population 37,172,000

GNI/Cap \$550

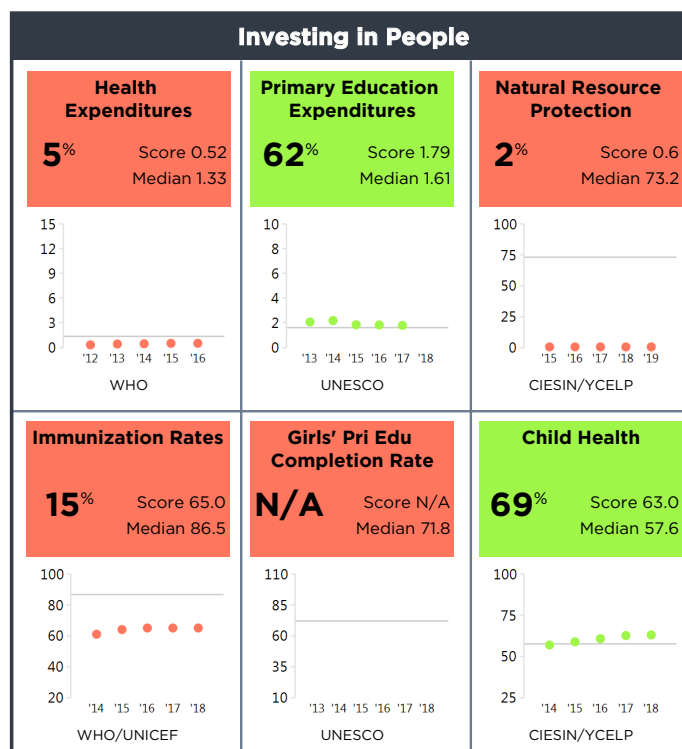
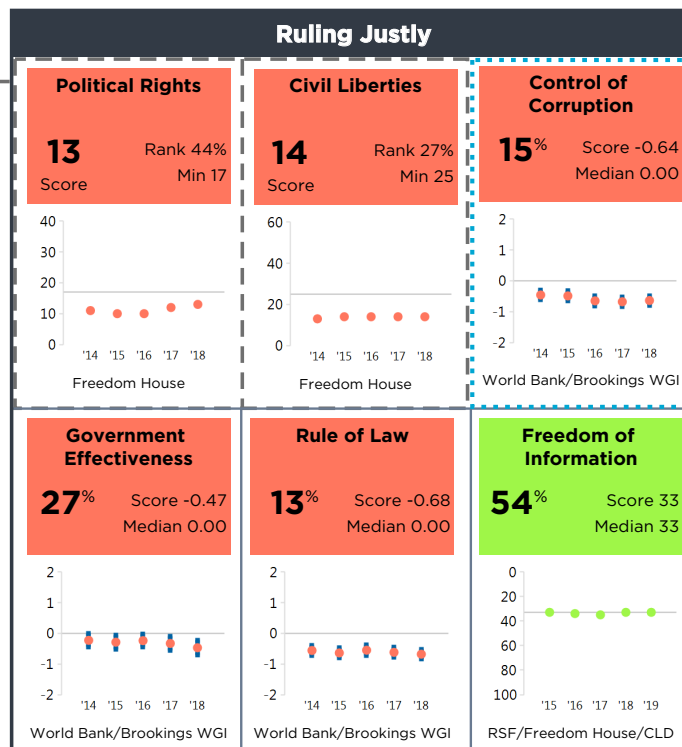
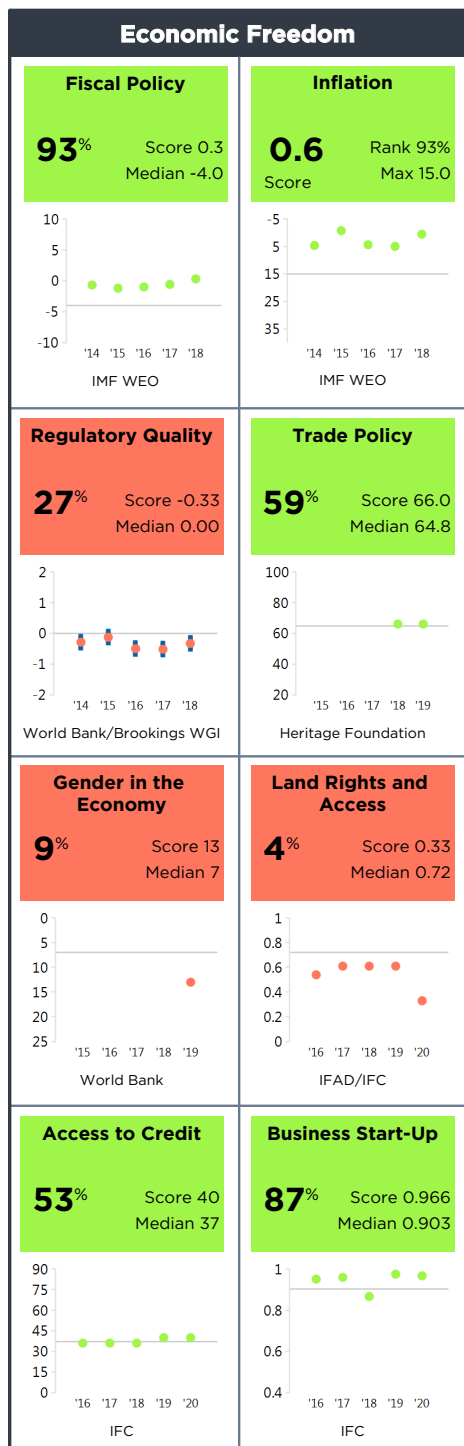
Category GNI/Cap ≤ \$1,925

Half Scorecard Passed X

Control of Corruption X

Democratic Rights X

Afghanistan



For more information regarding the Millennium Challenge Account Selection Process and these indicators, please consult MCC's website www.mcc.gov/selection

Bangladesh FY20

Population 161,356,000

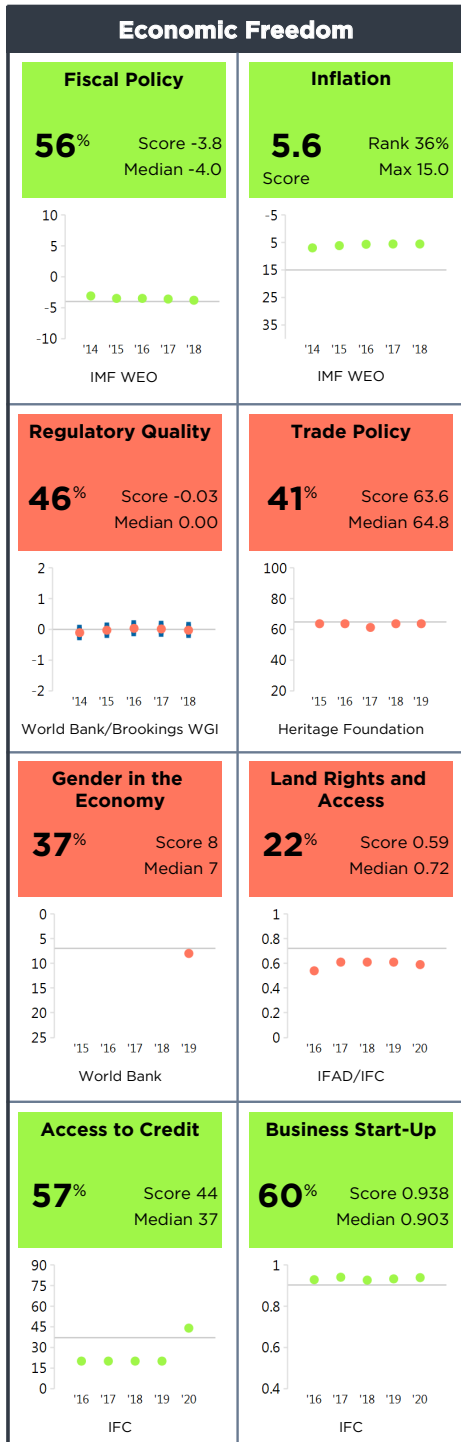
GNI/Cap \$1,750

Category GNI/Cap ≤ \$1,925

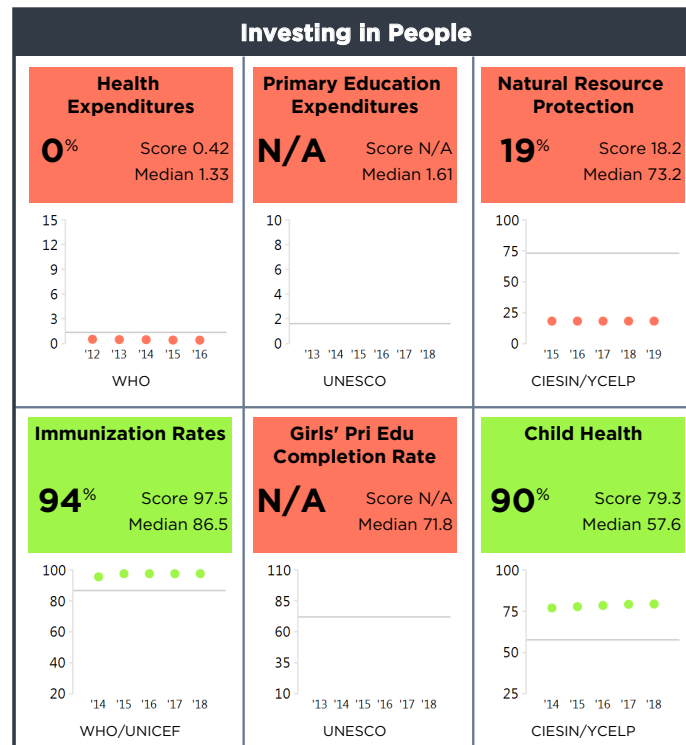
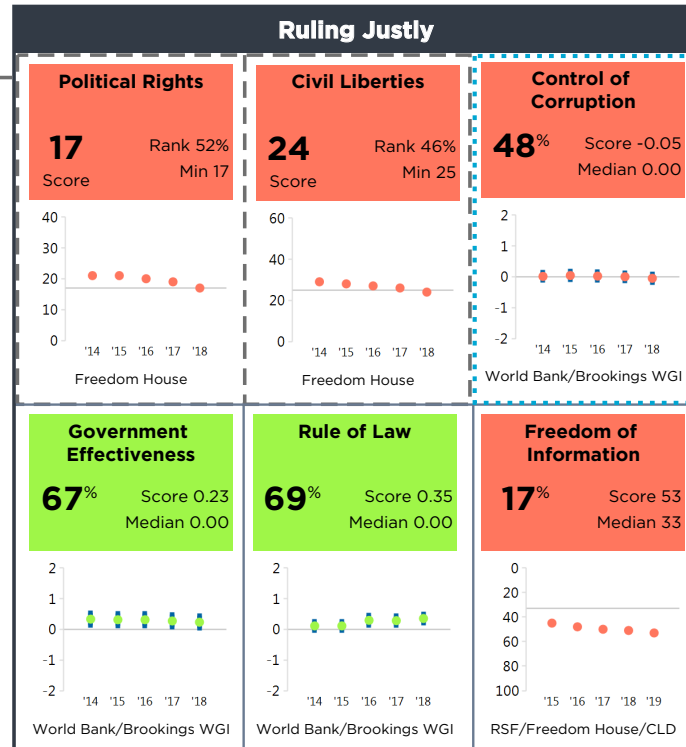
Half Scorecard Passed X

Control of Corruption X

Democratic Rights X



For more information regarding the Millennium Challenge Account Selection Process and these indicators, please consult MCC's website www.mcc.gov/selection



Bangladesh

Benin FY20

Population 11,485,000

GNI/Cap \$870

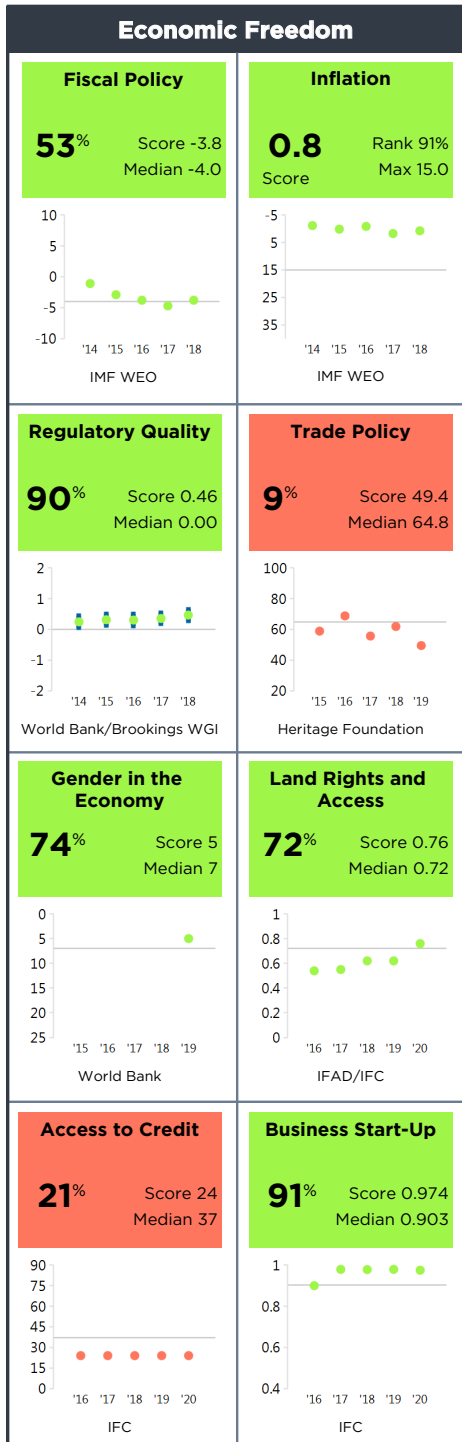
Category GNI/Cap ≤ \$1,925

Half Scorecard Passed ✓

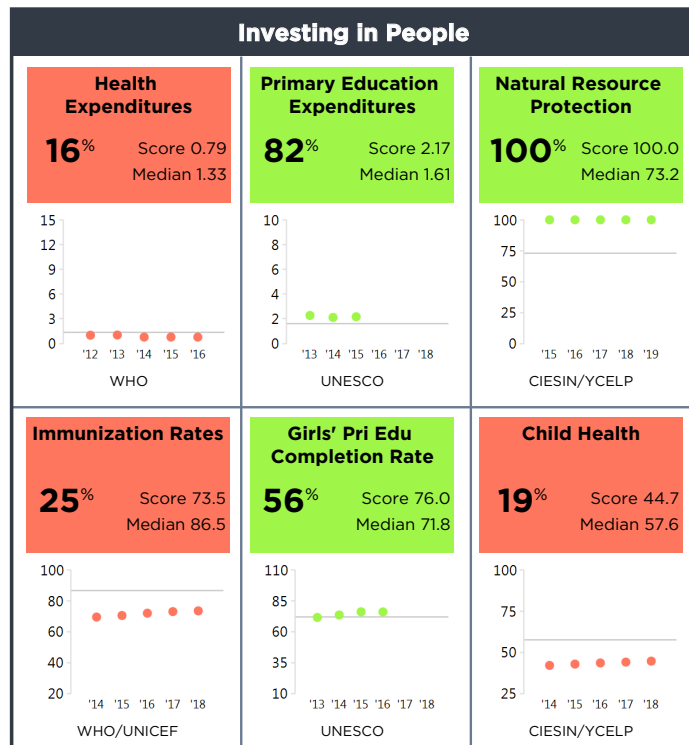
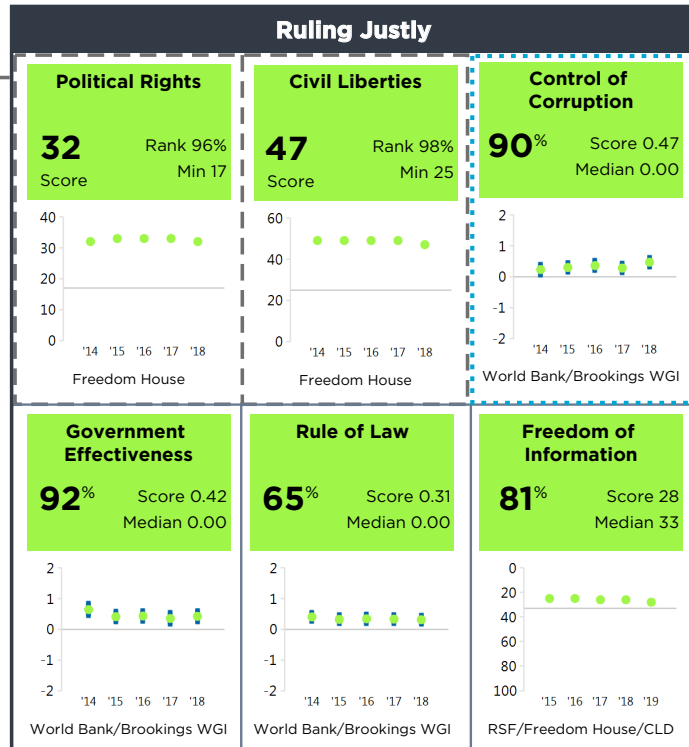
Control of Corruption ✓

Democratic Rights ✓

Benin



For more information regarding the Millennium Challenge Account Selection Process and these indicators, please consult MCC's website www.mcc.gov/selection



Burkina Faso FY20

Population 19,752,000

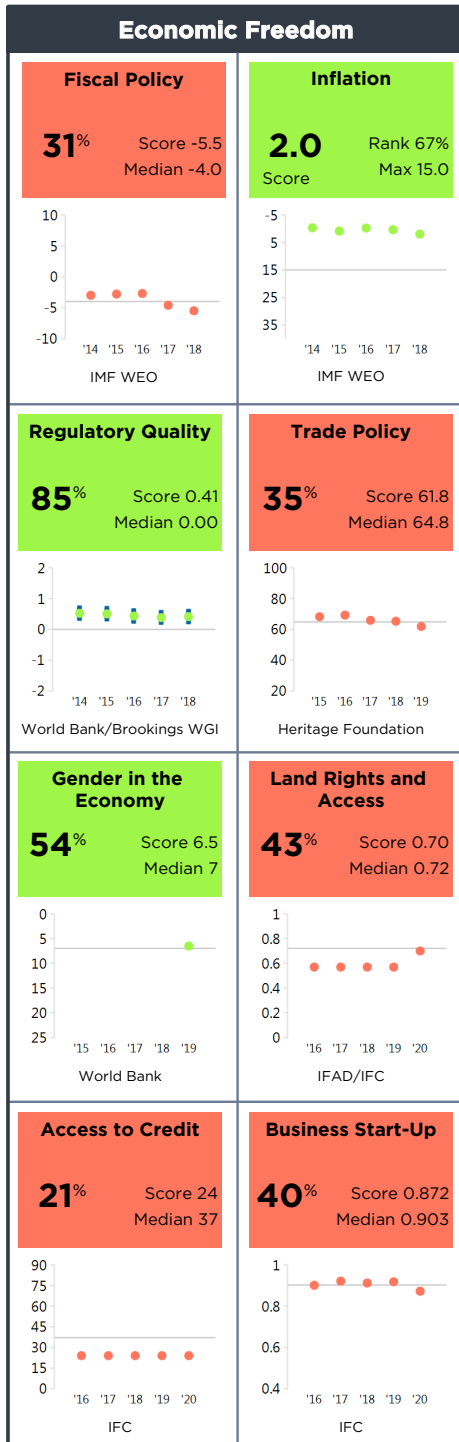
GNI/Cap \$660

Category GNI/Cap ≤ \$1,925

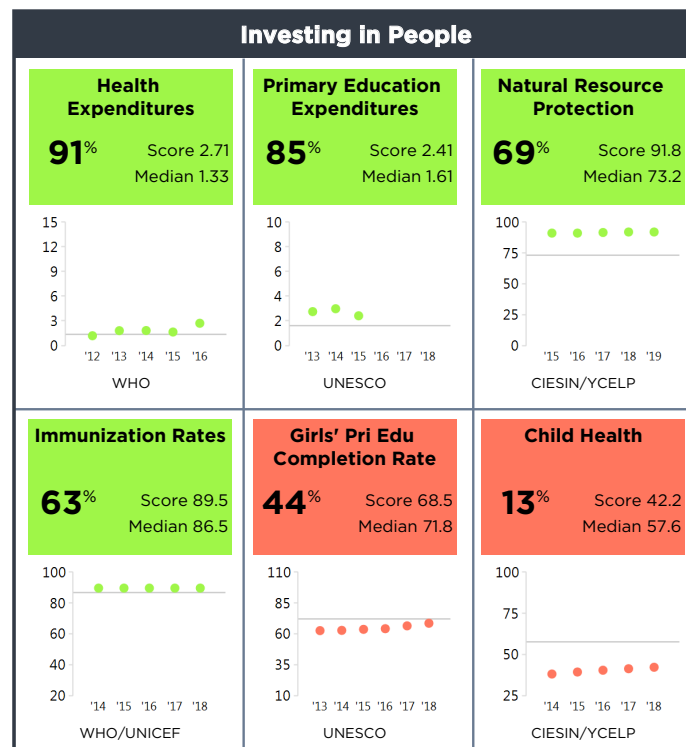
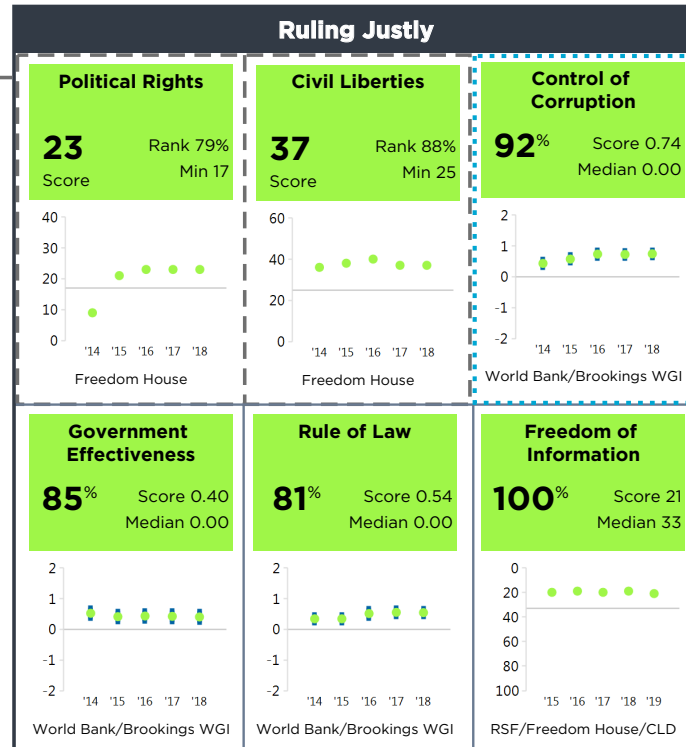
Half Scorecard Passed ✓

Control of Corruption ✓

Democratic Rights ✓



For more information regarding the Millennium Challenge Account Selection Process and these indicators, please consult MCC's website www.mcc.gov/selection



Burkina Faso

Burma FY20

Population 53,708,000

GNI/Cap \$1,310

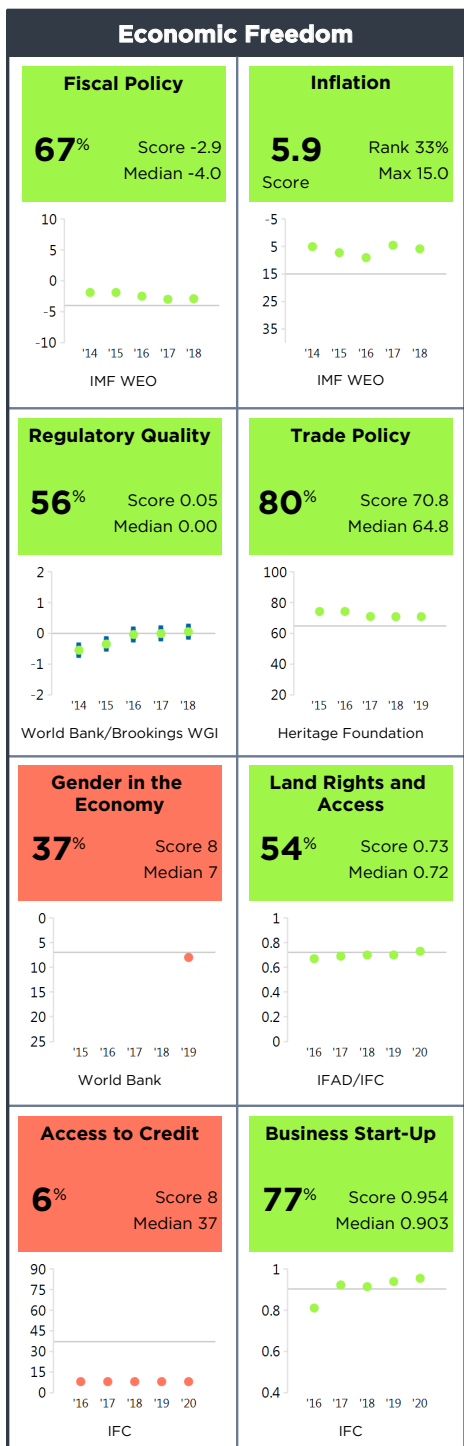
Category GNI/Cap ≤ \$1,925

Half Scorecard Passed ✓

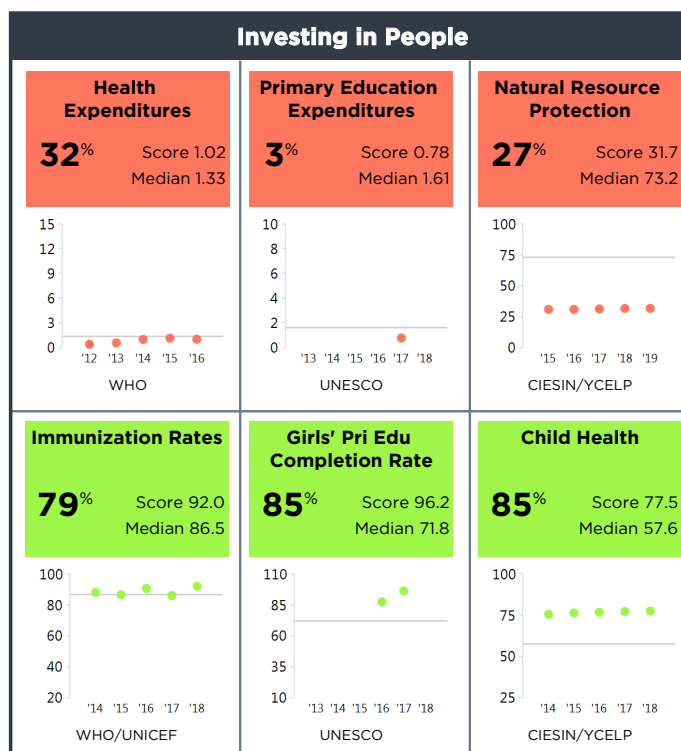
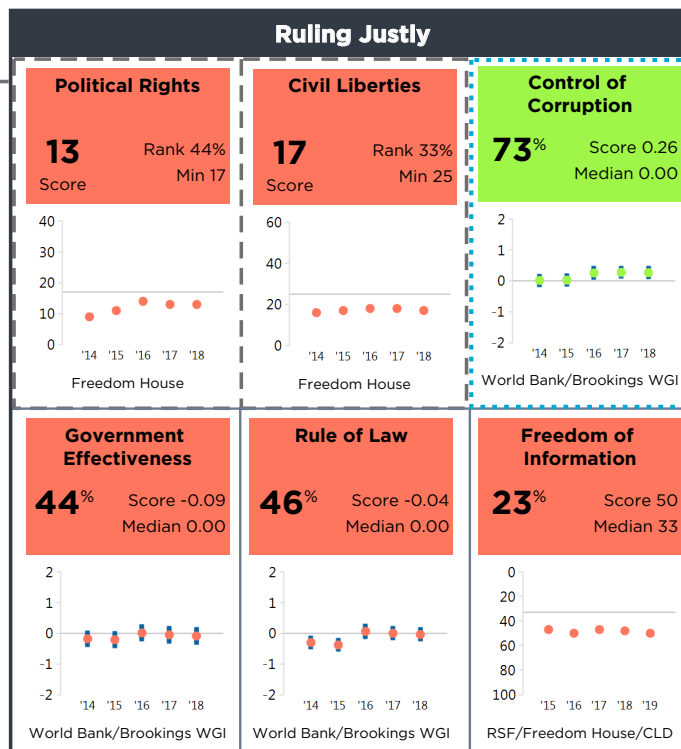
Control of Corruption ✓

Democratic Rights X

Burma



For more information regarding the Millennium Challenge Account Selection Process and these indicators, please consult MCC's website www.mcc.gov/selection



Burundi FY20

Population 11,175,000

GNI/Cap \$280

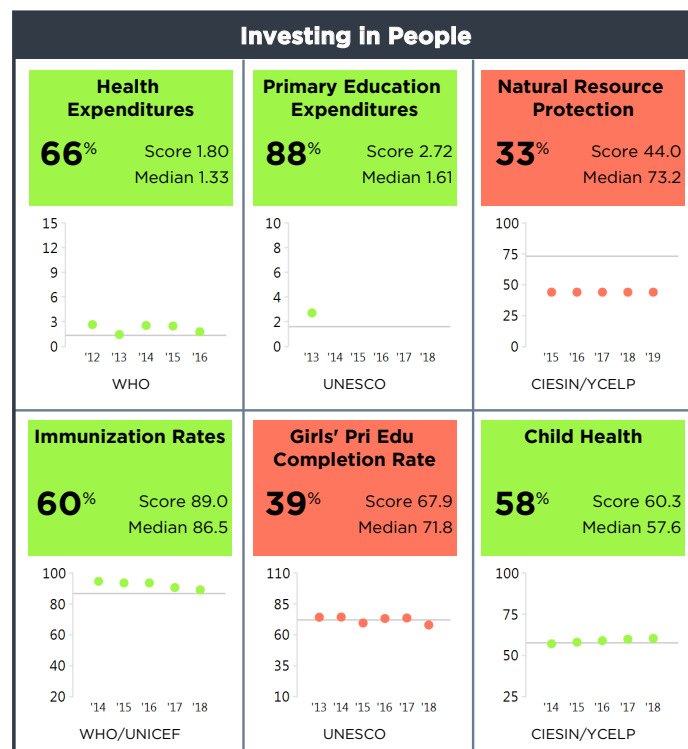
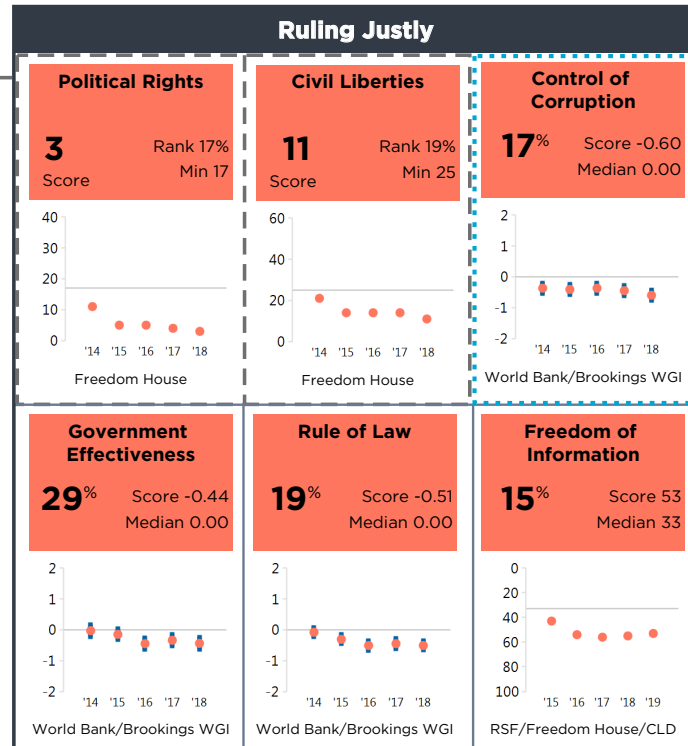
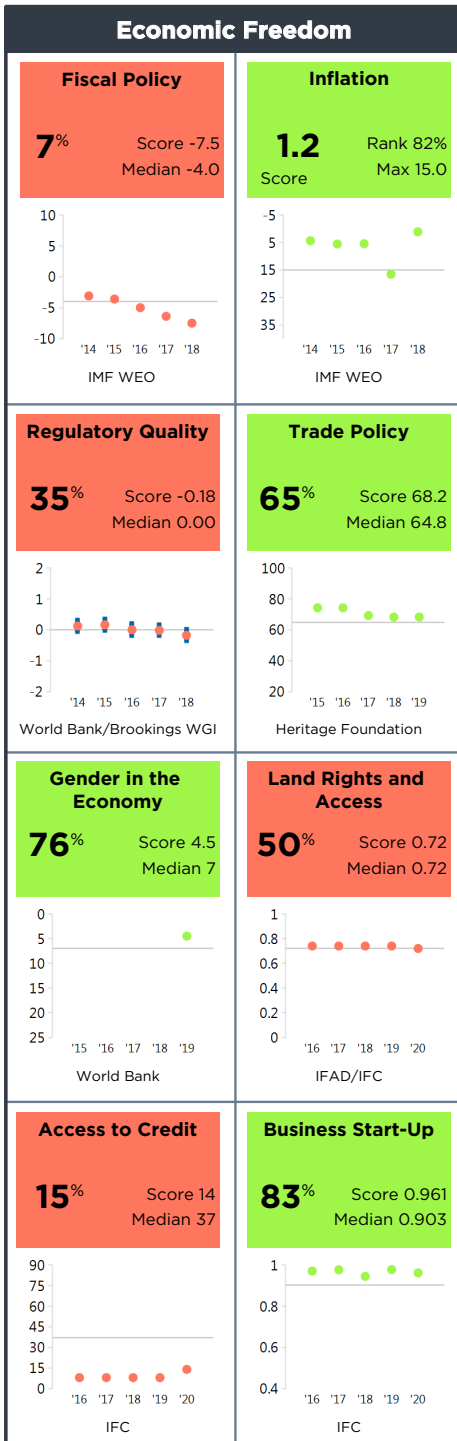
Category GNI/Cap ≤ \$1,925

Half Scorecard Passed X

Control of Corruption X

Democratic Rights X

Burundi



Cambodia FY20

Population 16,250,000

GNI/Cap \$1,380

Category GNI/Cap ≤ \$1,925

Half Scorecard Passed ✓

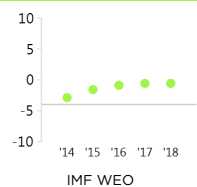
Control of Corruption X

Democratic Rights X

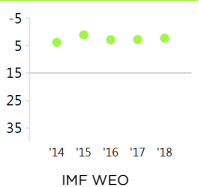
Cambodia

Economic Freedom

Fiscal Policy

84% Score -0.6
Median -4.0

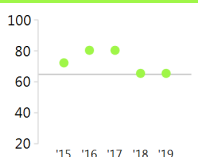
Inflation

2.4 Rank 62%
Score Max 15.0

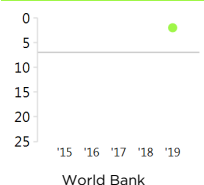
Regulatory Quality

79% Score 0.29
Median 0.00

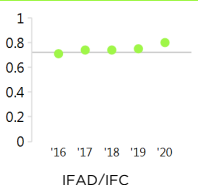
Trade Policy

54% Score 65.4
Median 64.8

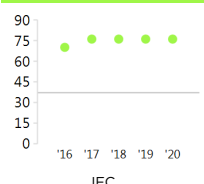
Gender in the Economy

98% Score 2
Median 7

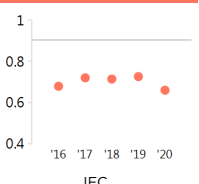
Land Rights and Access

85% Score 0.80
Median 0.72

Access to Credit

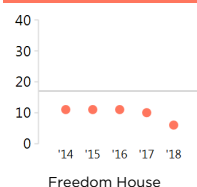
87% Score 76
Median 37

Business Start-Up

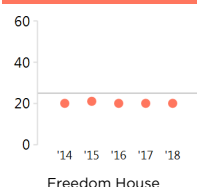
9% Score 0.659
Median 0.903

Ruling Justly

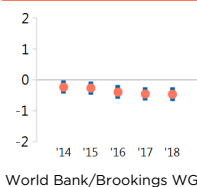
Political Rights

6 Rank 27%
Score Min 17

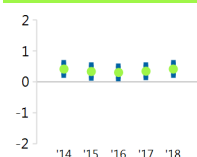
Civil Liberties

20 Rank 40%
Score Min 25

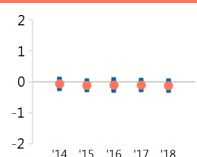
Control of Corruption

27% Score -0.47
Median 0.00

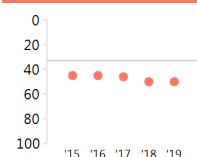
Government Effectiveness

90% Score 0.41
Median 0.00

Rule of Law

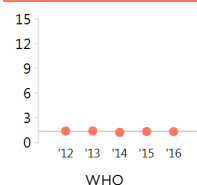
35% Score -0.13
Median 0.00

Freedom of Information

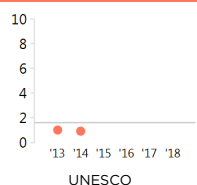
25% Score 50
Median 33

Investing in People

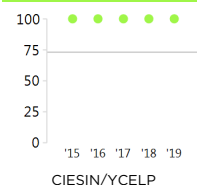
Health Expenditures

48% Score 1.33
Median 1.33

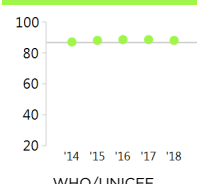
Primary Education Expenditures

15% Score 0.93
Median 1.61

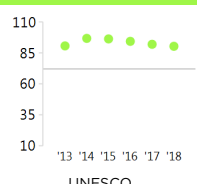
Natural Resource Protection

100% Score 100.0
Median 73.2

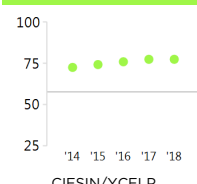
Immunization Rates

56% Score 88.0
Median 86.5

Girls' Pri Edu Completion Rate

76% Score 90.3
Median 71.8

Child Health

83% Score 77.3
Median 57.6

For more information regarding the Millennium Challenge Account Selection Process and these indicators, please consult MCC's website www.mcc.gov/selection

Cameroon FY20

Population 25,216,000

GNI/Cap \$1,440

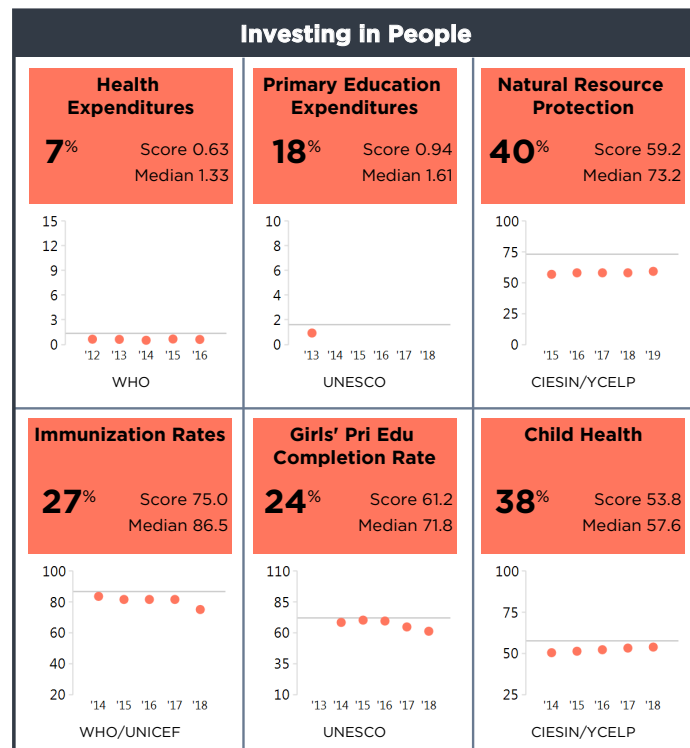
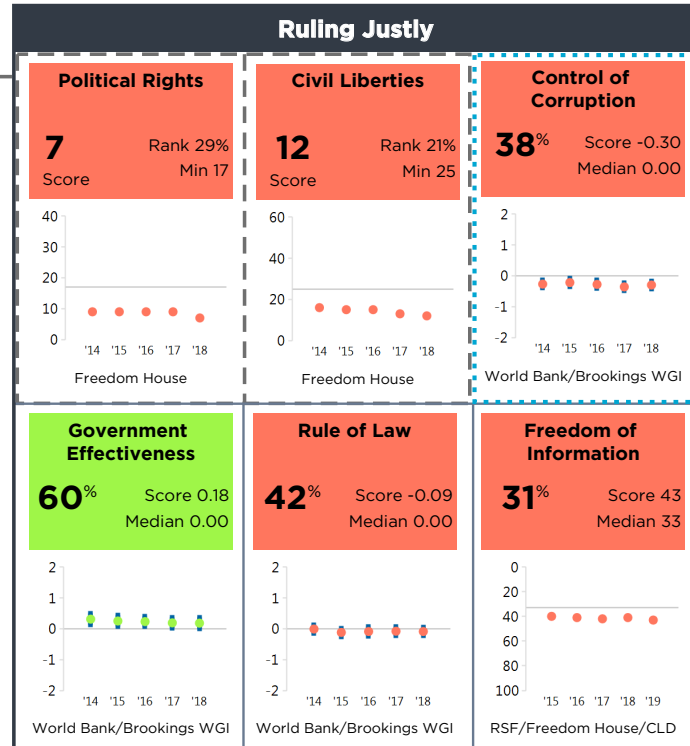
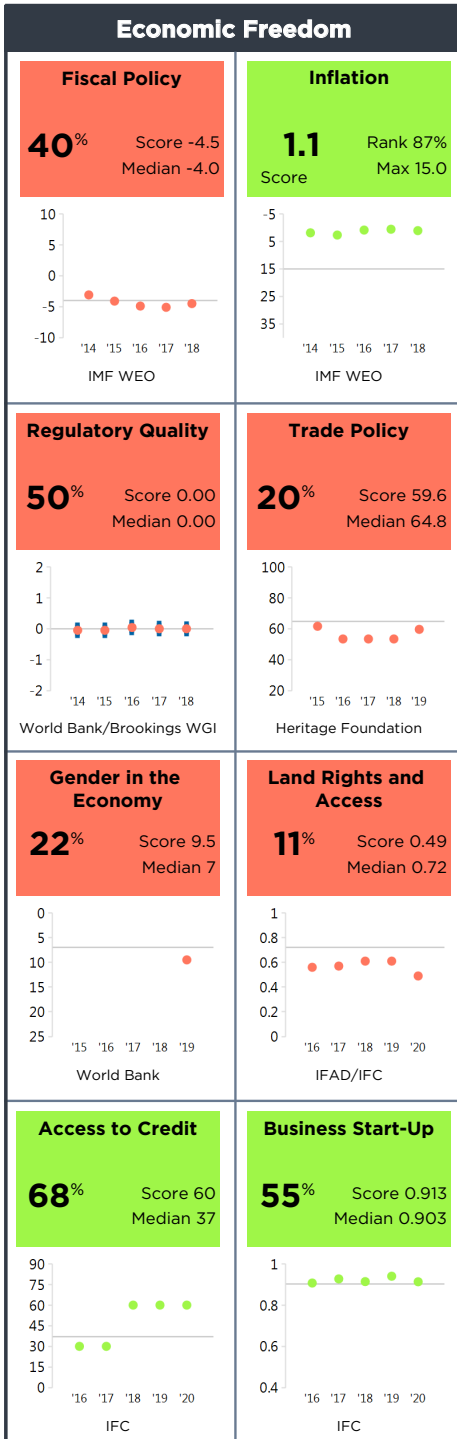
Category GNI/Cap ≤ \$1,925

Half Scorecard Passed X

Control of Corruption X

Democratic Rights X

Cameroon



Central African Republic FY20

Population 4,666,000

GNI/Cap \$480

Category GNI/Cap ≤ \$1,925

Half Scorecard Passed X

Control of Corruption X

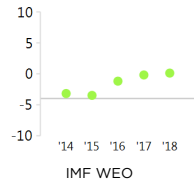
Democratic Rights X

Central African Republic

Economic Freedom

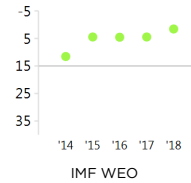
Fiscal Policy

91% Score 0.1
Median -4.0



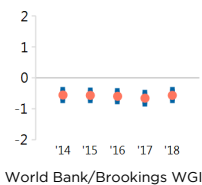
Inflation

1.6 Rank 73%
Score Max 15.0



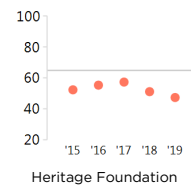
Regulatory Quality

19% Score -0.57
Median 0.00



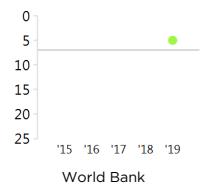
Trade Policy

2% Score 47.2
Median 64.8



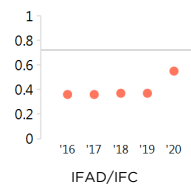
Gender in the Economy

74% Score 5
Median 7



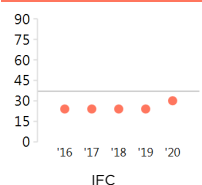
Land Rights and Access

15% Score 0.55
Median 0.72



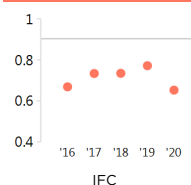
Access to Credit

43% Score 30
Median 37



Business Start-Up

6% Score 0.652
Median 0.903

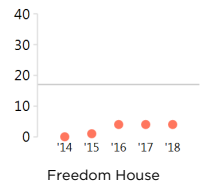


For more information regarding the Millennium Challenge Account Selection Process and these indicators, please consult MCC's website www.mcc.gov/selection

Ruling Justly

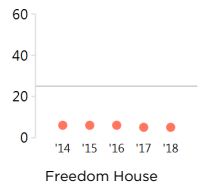
Political Rights

4 Rank 25%
Score Min 17



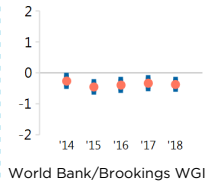
Civil Liberties

5 Rank 10%
Score Min 25



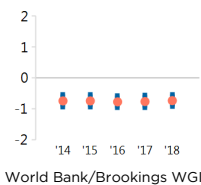
Control of Corruption

35% Score -0.38
Median 0.00



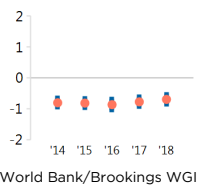
Government Effectiveness

10% Score -0.74
Median 0.00



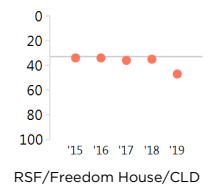
Rule of Law

10% Score -0.70
Median 0.00



Freedom of Information

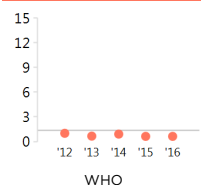
29% Score 47
Median 33



Investing in People

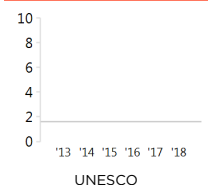
Health Expenditures

9% Score 0.64
Median 1.33



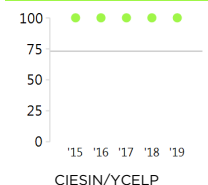
Primary Education Expenditures

N/A Score N/A
Median 1.61



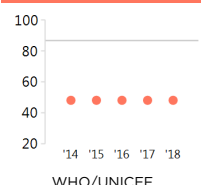
Natural Resource Protection

100% Score 100.0
Median 73.2



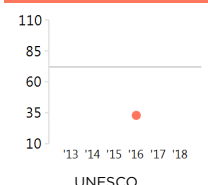
Immunization Rates

6% Score 48.0
Median 86.5



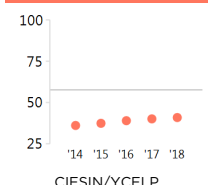
Girls' Pri Edu Completion Rate

0% Score 32.8
Median 71.8



Child Health

8% Score 40.8
Median 57.6



Chad FY20

Population 15,478,000

GNI/Cap \$670

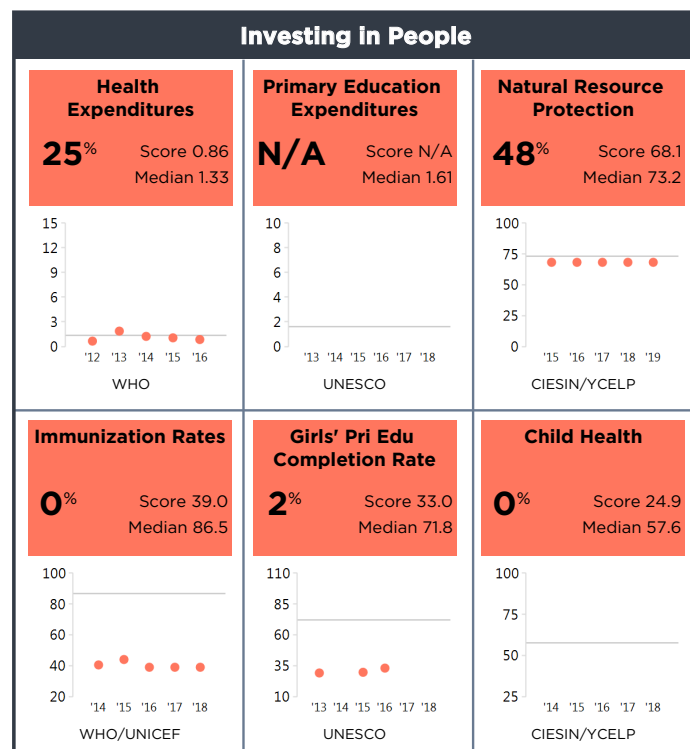
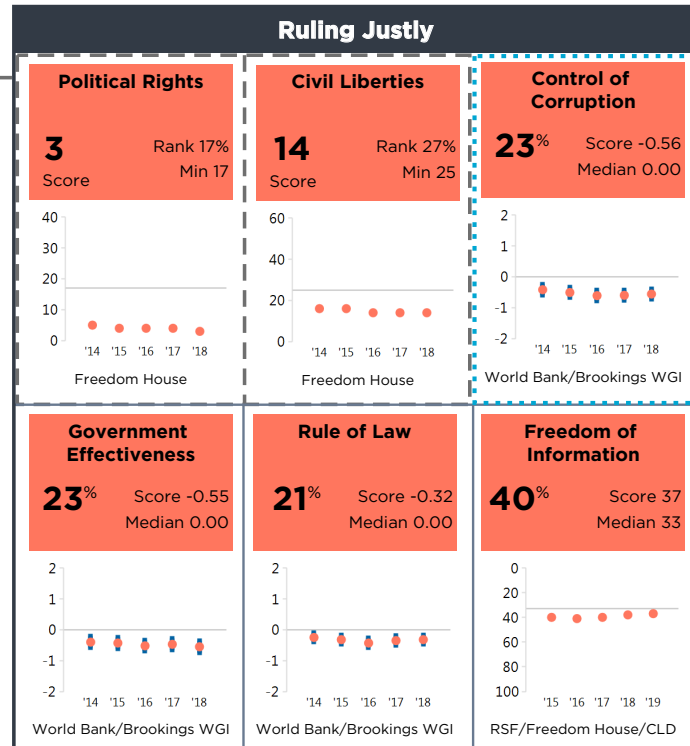
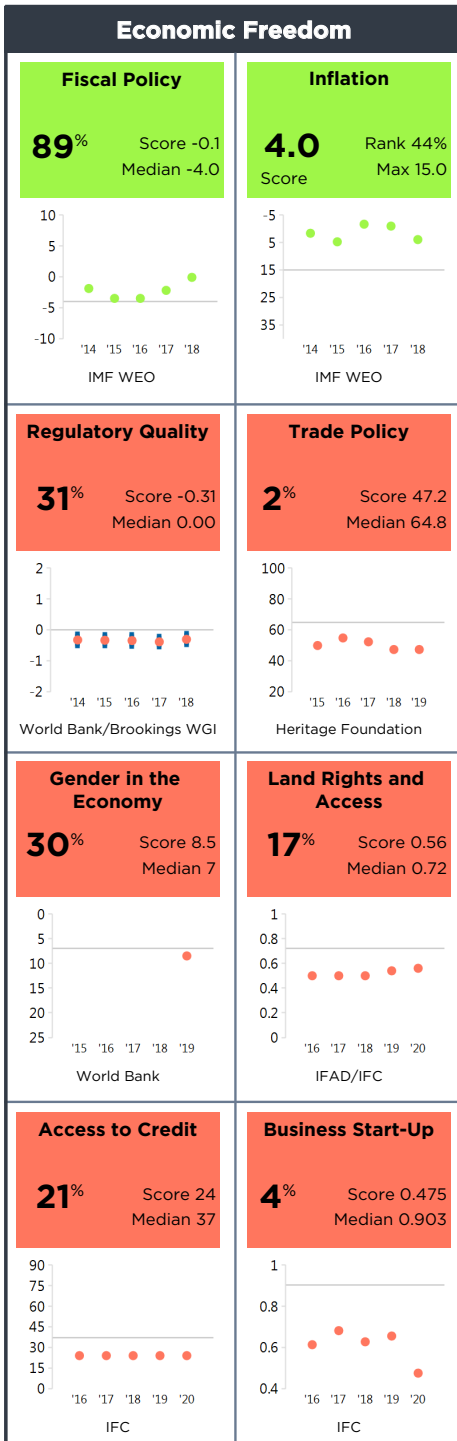
Category GNI/Cap ≤ \$1,925

Half Scorecard Passed X

Control of Corruption X

Democratic Rights X

Chad



Comoros FY20

Population 832,000

GNI/Cap \$1,320

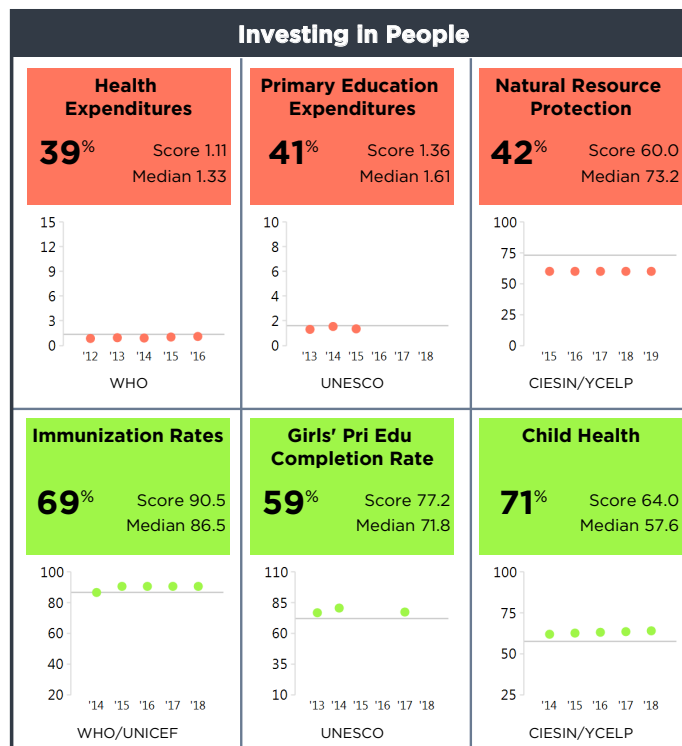
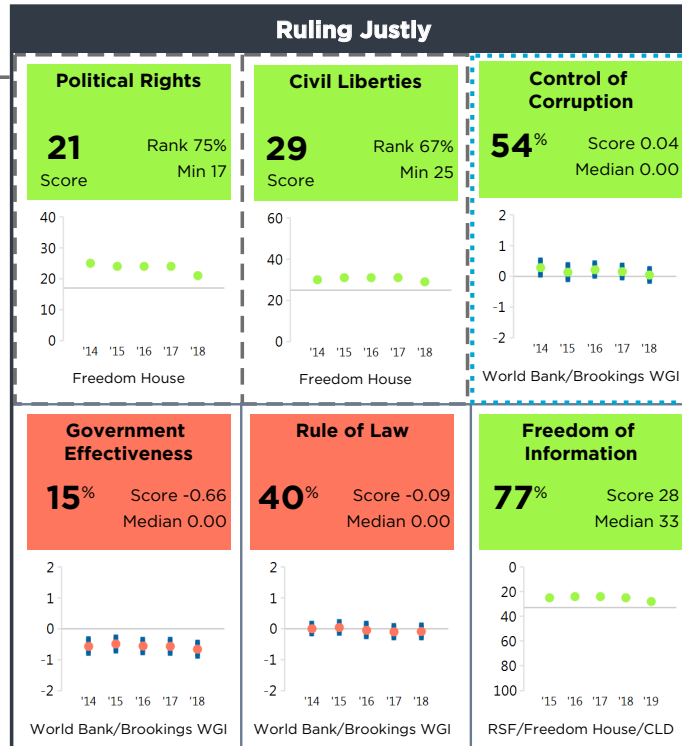
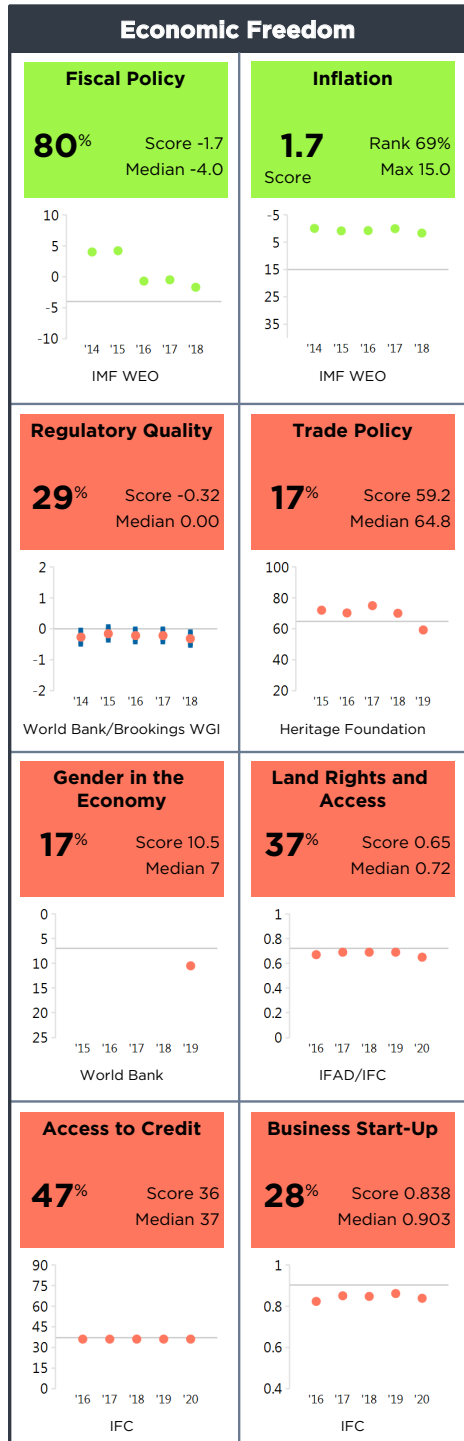
Category GNI/Cap ≤ \$1,925

Half Scorecard Passed X

Control of Corruption ✓

Democratic Rights ✓

Comoros



For more information regarding the Millennium Challenge Account Selection Process and these indicators, please consult MCC's website www.mcc.gov/selection

Congo, Dem. Rep. FY20

Population 84,068,000

GNI/Cap \$490

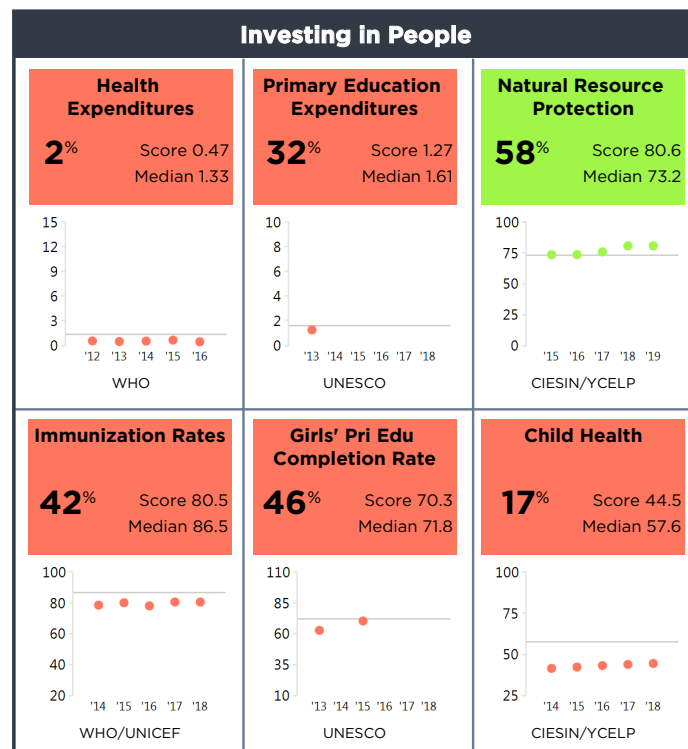
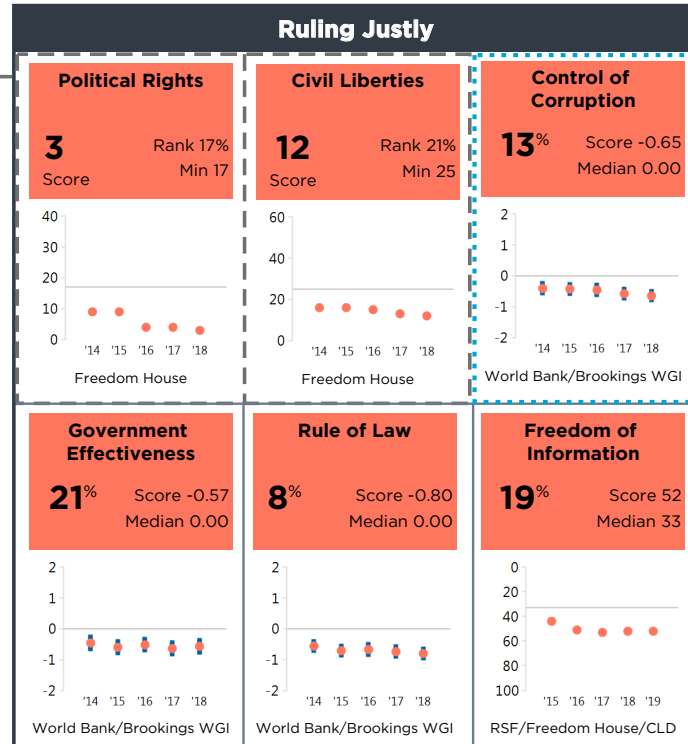
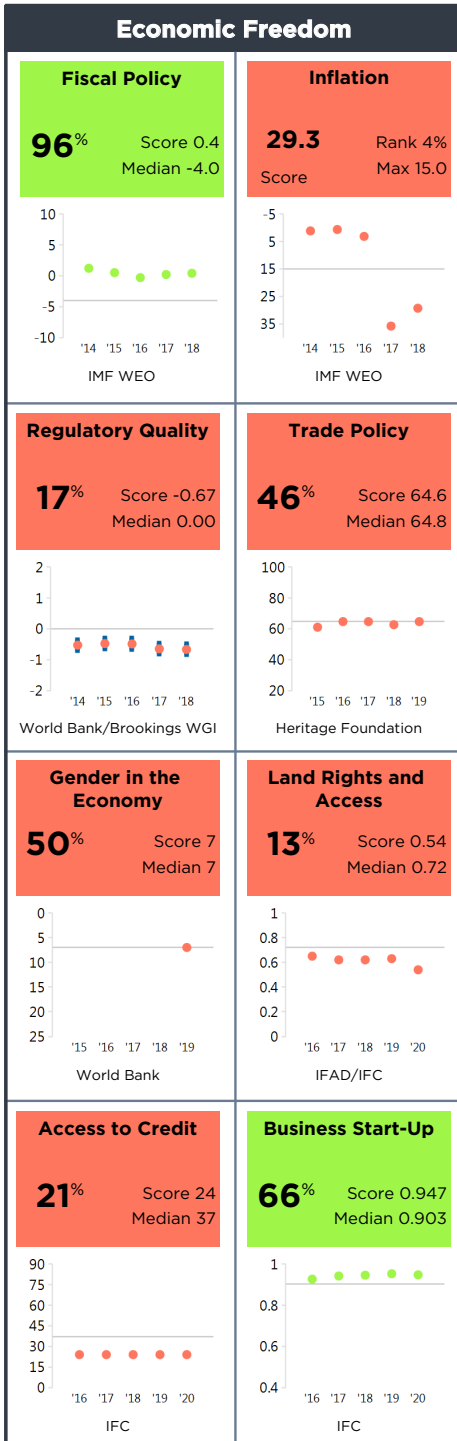
Category GNI/Cap ≤ \$1,925

Half Scorecard Passed X

Control of Corruption X

Democratic Rights X

Congo, Dem. Rep.



For more information regarding the Millennium Challenge Account Selection Process and these indicators, please consult MCC's website www.mcc.gov/selection

Congo, Rep. FY20

Population 5,244,000

GNI/Cap \$1,640

Category GNI/Cap ≤ \$1,925

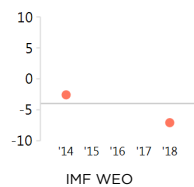
Half Scorecard Passed **X**Control of Corruption **X**Democratic Rights **X**

Congo, Rep.

Economic Freedom

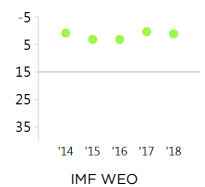
Fiscal Policy

11% Score -7.1
Median -4.0



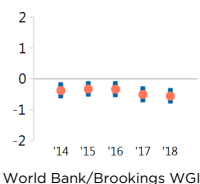
Inflation

1.2 Rank 84%
Score Max 15.0



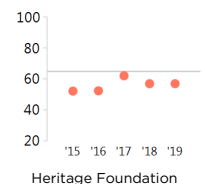
Regulatory Quality

21% Score -0.56
Median 0.00



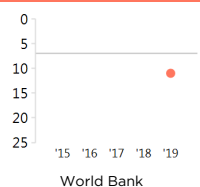
Trade Policy

15% Score 56.8
Median 64.8



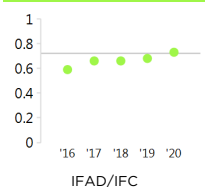
Gender in the Economy

15% Score 11
Median 7



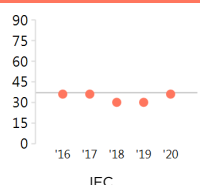
Land Rights and Access

57% Score 0.73
Median 0.72



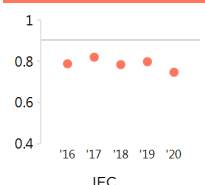
Access to Credit

47% Score 36
Median 37



Business Start-Up

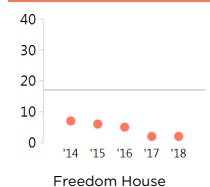
13% Score 0.746
Median 0.903



Ruling Justly

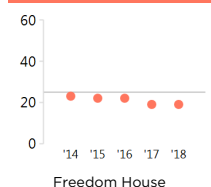
Political Rights

2 Rank 15%
Score Min 17



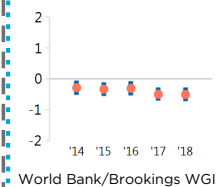
Civil Liberties

19 Rank 35%
Score Min 25



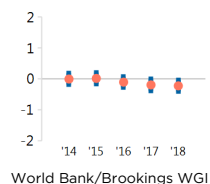
Control of Corruption

25% Score -0.51
Median 0.00



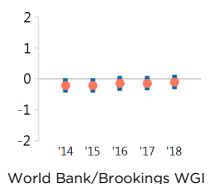
Government Effectiveness

33% Score -0.23
Median 0.00



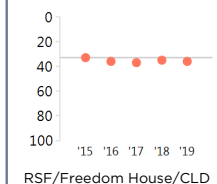
Rule of Law

38% Score -0.11
Median 0.00



Freedom of Information

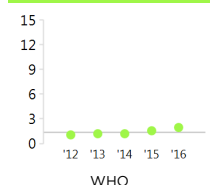
46% Score 36
Median 33



Investing in People

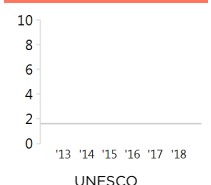
Health Expenditures

73% Score 1.96
Median 1.33



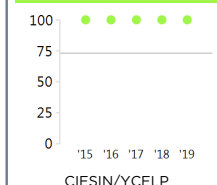
Primary Education Expenditures

N/A Score N/A
Median 1.61



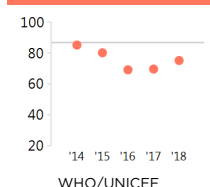
Natural Resource Protection

100% Score 100.0
Median 73.2



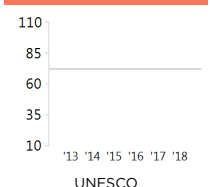
Immunization Rates

27% Score 75.0
Median 86.5



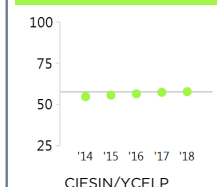
Girls' Pri Edu Completion Rate

N/A Score N/A
Median 71.8



Child Health

52% Score 57.7
Median 57.6



For more information regarding the Millennium Challenge Account Selection Process and these indicators, please consult MCC's website www.mcc.gov/selection

Côte d'Ivoire FY20

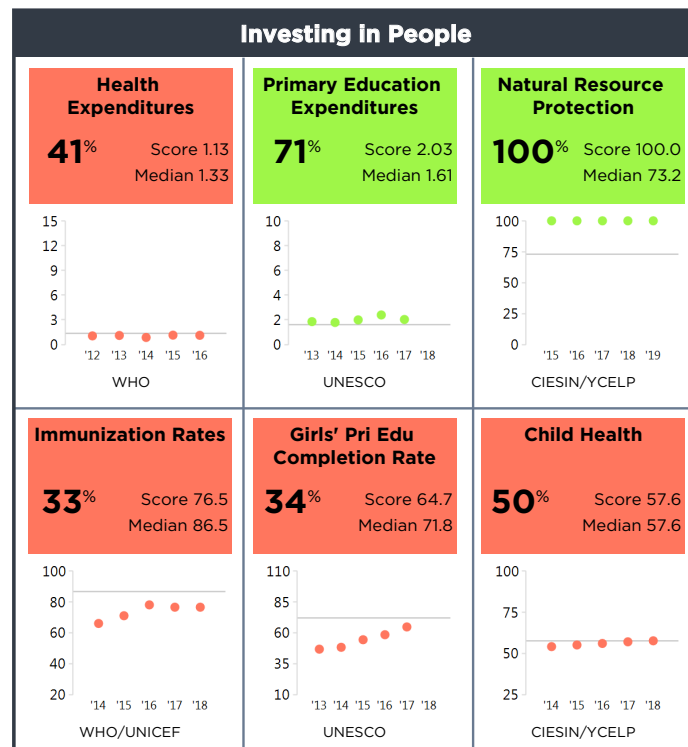
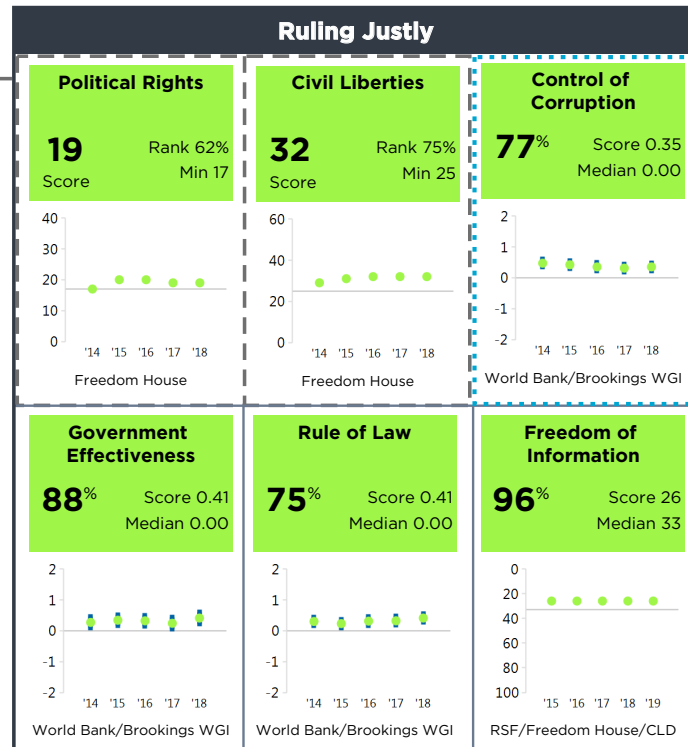
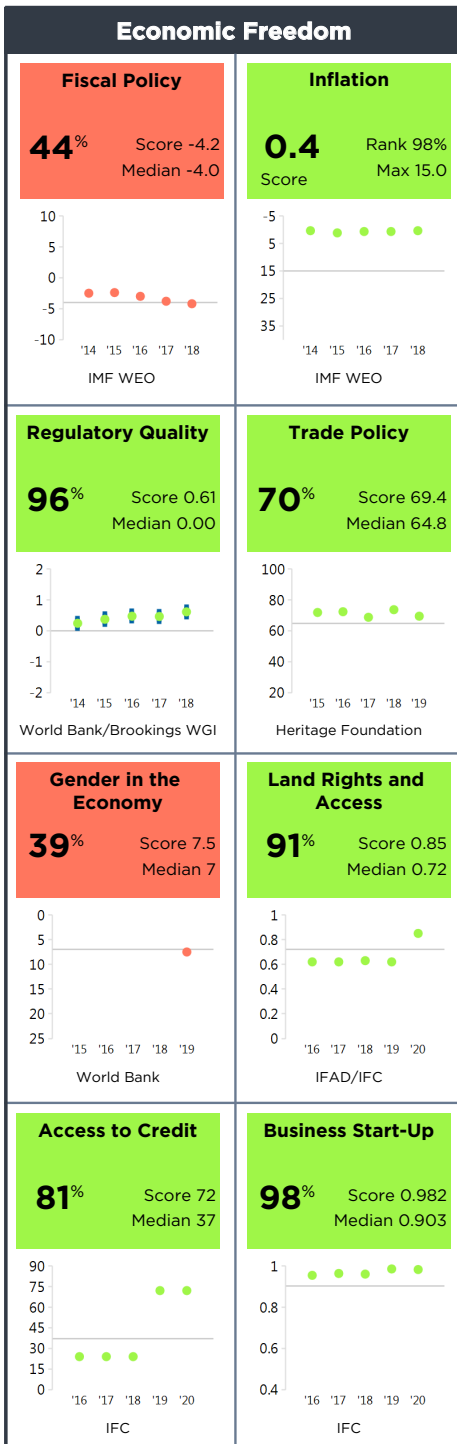
Population 25,069,000
 GNI/Cap \$1,610
 Category GNI/Cap ≤ \$1,925

Half Scorecard Passed ✓

Control of Corruption ✓

Democratic Rights ✓

Côte d'Ivoire



Eritrea FY20

Population 3,214,000

GNI/Cap

Category GNI/Cap ≤ \$1,925

Half Scorecard Passed X

Control of Corruption X

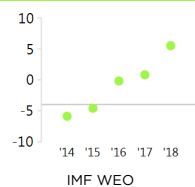
Democratic Rights X

Eritrea

Economic Freedom

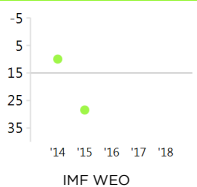
Fiscal Policy

100% Score 5.5
Median -4.0



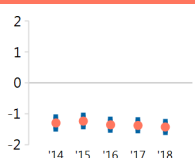
Inflation

-14.4 Rank 100%
Score Max 15.0



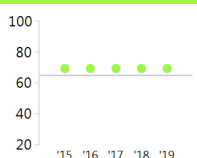
Regulatory Quality

4% Score -1.43
Median 0.00



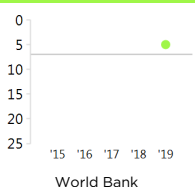
Trade Policy

67% Score 69.2
Median 64.8



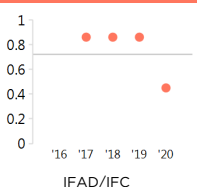
Gender in the Economy

74% Score 5
Median 7



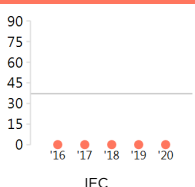
Land Rights and Access

7% Score 0.45
Median 0.72



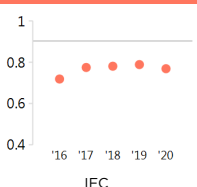
Access to Credit

0% Score 0
Median 37



Business Start-Up

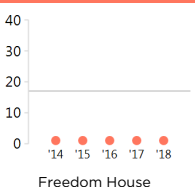
17% Score 0.768
Median 0.903



Ruling Justly

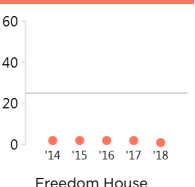
Political Rights

1 Rank 8%
Score Min 17



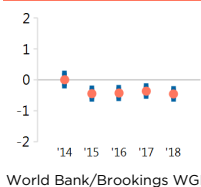
Civil Liberties

1 Rank 0%
Score Min 25



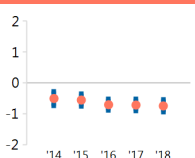
Control of Corruption

29% Score -0.46
Median 0.00



Government Effectiveness

8% Score -0.75
Median 0.00



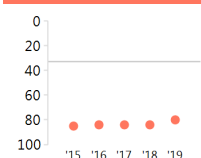
Rule of Law

17% Score -0.60
Median 0.00



Freedom of Information

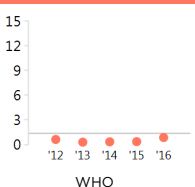
2% Score 80
Median 33



Investing in People

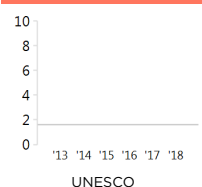
Health Expenditures

27% Score 0.86
Median 1.33



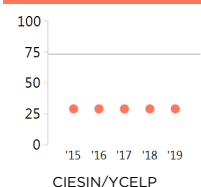
Primary Education Expenditures

N/A Score N/A
Median 1.61



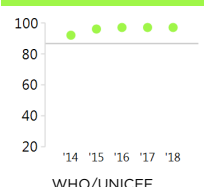
Natural Resource Protection

25% Score 28.9
Median 73.2



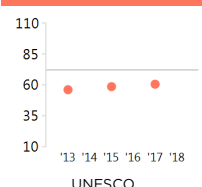
Immunization Rates

90% Score 97.0
Median 86.5



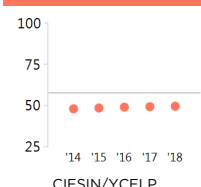
Girls' Pri Edu Completion Rate

22% Score 60.4
Median 71.8



Child Health

29% Score 49.5
Median 57.6



For more information regarding the Millennium Challenge Account Selection Process and these indicators, please consult MCC's website www.mcc.gov/selection

Ethiopia FY20

Population 109,225,000

GNI/Cap \$790

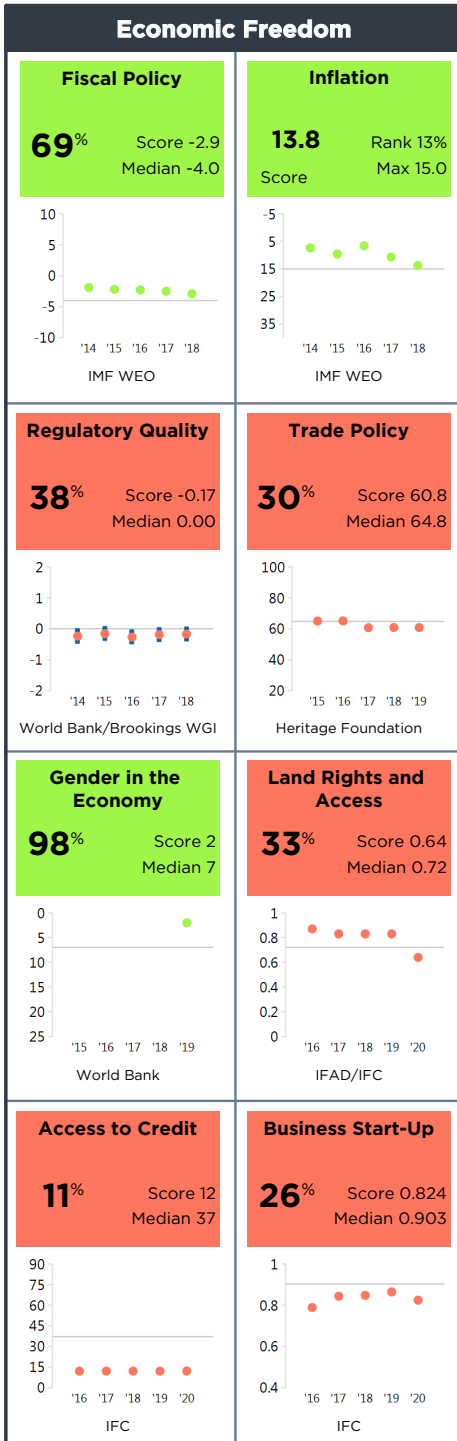
Category GNI/Cap ≤ \$1,925

Half Scorecard Passed X

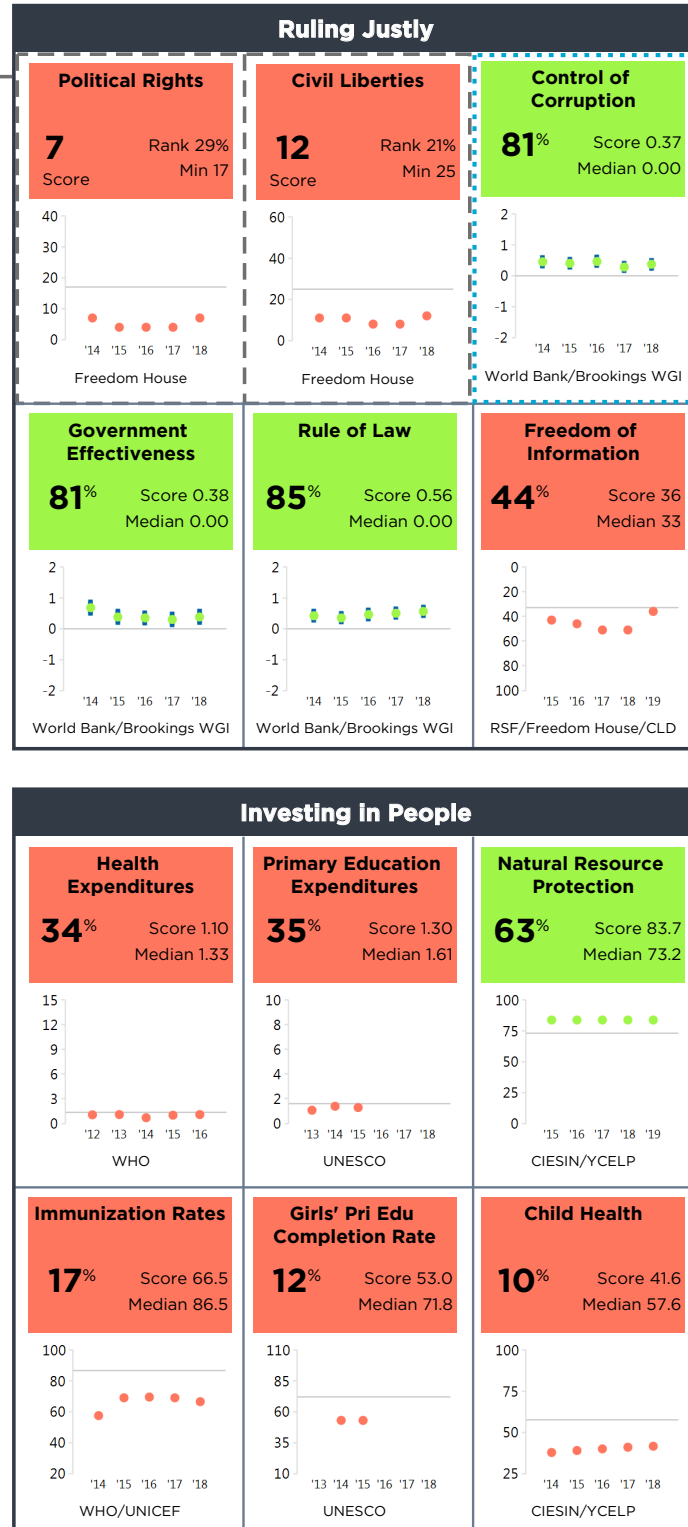
Control of Corruption ✓

Democratic Rights X

Ethiopia



For more information regarding the Millennium Challenge Account Selection Process and these indicators, please consult MCC's website www.mcc.gov/selection



Gambia FY20

Population 2,280,000

GNI/Cap \$700

Category GNI/Cap ≤ \$1,925

Half Scorecard Passed ✓

Control of Corruption ✓

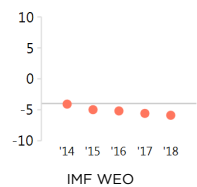
Democratic Rights ✓

Gambia

Economic Freedom

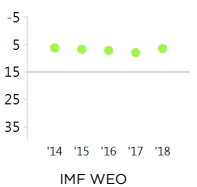
Fiscal Policy

24% Score -5.9
Median -4.0



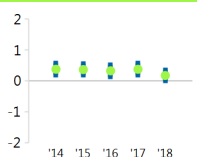
Inflation

6.5 Score
Rank 31%
Max 15.0



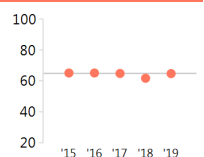
Regulatory Quality

73% Score 0.17
Median 0.00



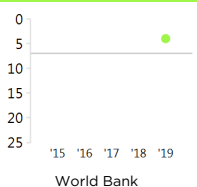
Trade Policy

46% Score 64.6
Median 64.8



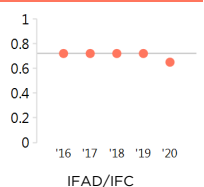
Gender in the Economy

83% Score 4
Median 7



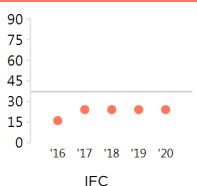
Land Rights and Access

39% Score 0.65
Median 0.72



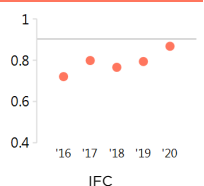
Access to Credit

21% Score 24
Median 37



Business Start-Up

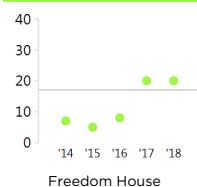
38% Score 0.867
Median 0.903



Ruling Justly

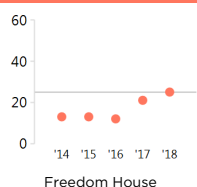
Political Rights

20 Score
Rank 69%
Min 17



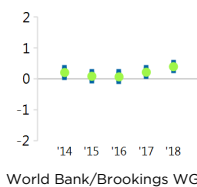
Civil Liberties

25 Score
Rank 50%
Min 25



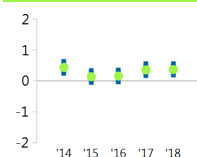
Control of Corruption

85% Score 0.39
Median 0.00



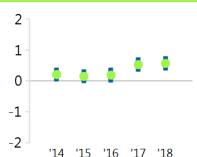
Government Effectiveness

77% Score 0.36
Median 0.00



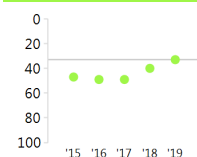
Rule of Law

83% Score 0.56
Median 0.00



Freedom of Information

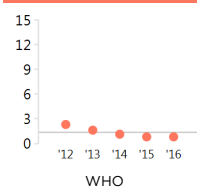
52% Score 33
Median 33



Investing in People

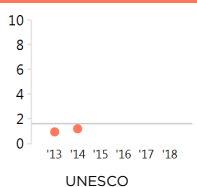
Health Expenditures

20% Score 0.82
Median 1.33



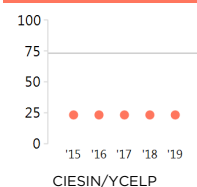
Primary Education Expenditures

26% Score 1.20
Median 1.61



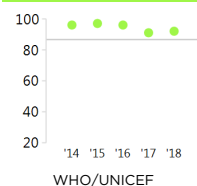
Natural Resource Protection

23% Score 23.2
Median 73.2



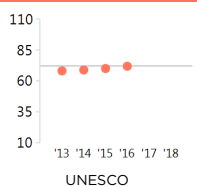
Immunization Rates

79% Score 92.0
Median 86.5



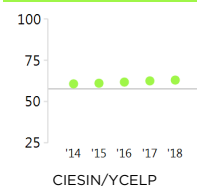
Girls' Pri Edu Completion Rate

49% Score 71.7
Median 71.8



Child Health

67% Score 62.9
Median 57.6



For more information regarding the Millennium Challenge Account Selection Process and these indicators, please consult MCC's website www.mcc.gov/selection

Guinea FY20

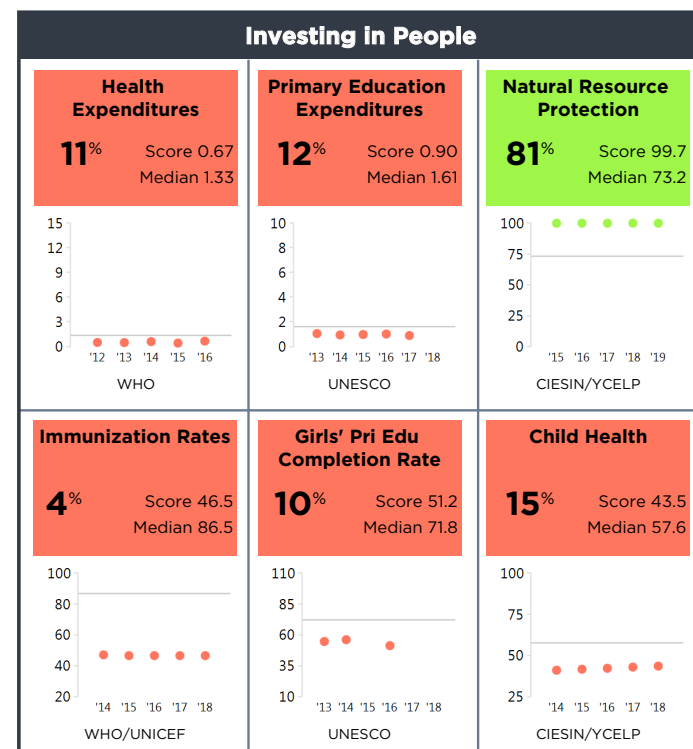
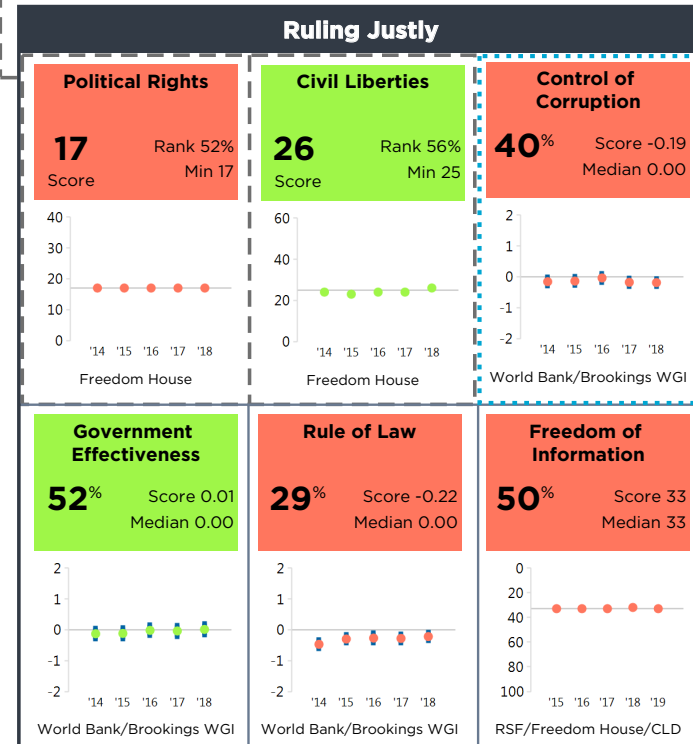
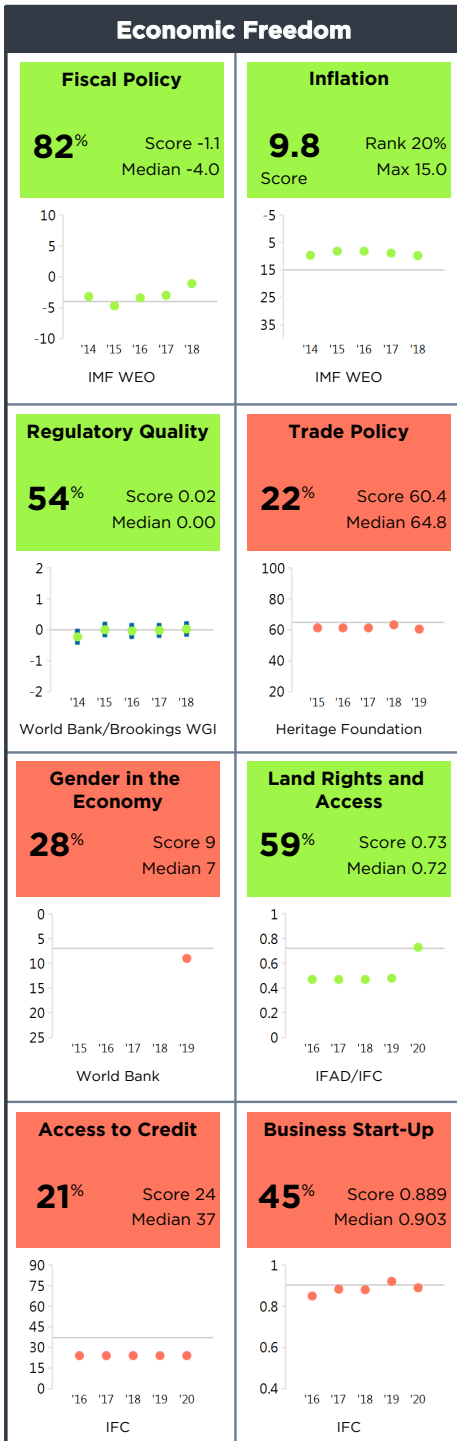
Population 12,414,000

GNI/Cap \$830

Category GNI/Cap ≤ \$1,925

Half Scorecard Passed **X**Control of Corruption **X**Democratic Rights **✓**

Guinea



Guinea-Bissau FY20

Population 1,874,000

GNI/Cap \$750

Category GNI/Cap ≤ \$1,925

Half Scorecard Passed X

Control of Corruption X

Democratic Rights ✓

Guinea-Bissau

Economic Freedom

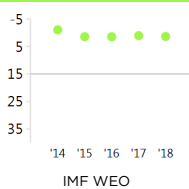
Fiscal Policy

49% Score -4.1
Median -4.0



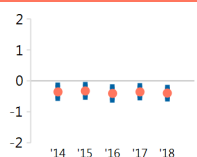
Inflation

1.4 Rank 78%
Score Max 15.0



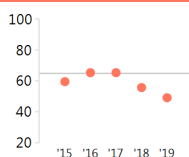
Regulatory Quality

25% Score -0.40
Median 0.00



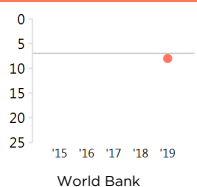
Trade Policy

7% Score 49.0
Median 64.8



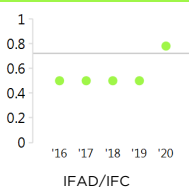
Gender in the Economy

37% Score 8
Median 7



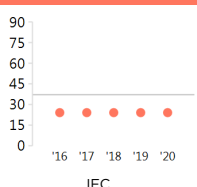
Land Rights and Access

78% Score 0.78
Median 0.72



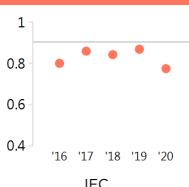
Access to Credit

21% Score 24
Median 37



Business Start-Up

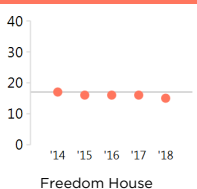
19% Score 0.773
Median 0.903



Ruling Justly

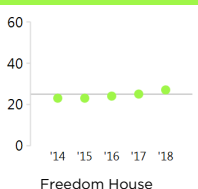
Political Rights

15 Rank 48%
Score Min 17



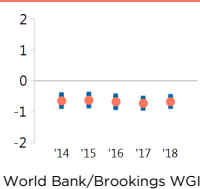
Civil Liberties

27 Rank 62%
Score Min 25



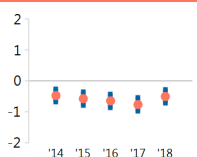
Control of Corruption

10% Score -0.68
Median 0.00



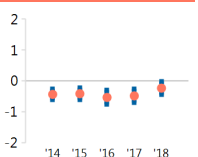
Government Effectiveness

25% Score -0.51
Median 0.00



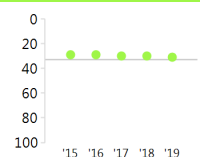
Rule of Law

27% Score -0.24
Median 0.00



Freedom of Information

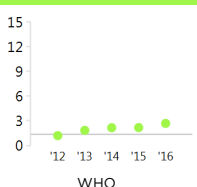
60% Score 31
Median 33



Investing in People

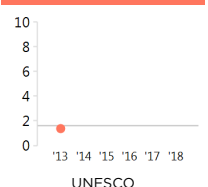
Health Expenditures

86% Score 2.69
Median 1.33



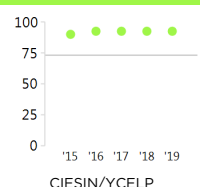
Primary Education Expenditures

44% Score 1.37
Median 1.61



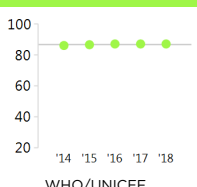
Natural Resource Protection

71% Score 92.4
Median 73.2




Immunization Rates

52% Score 87.0
Median 86.5



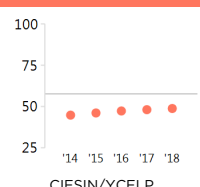
Girls' Pri Edu Completion Rate

N/A Score N/A
Median 71.8



Child Health

25% Score 48.7
Median 57.6



For more information regarding the Millennium Challenge Account Selection Process and these indicators, please consult MCC's website www.mcc.gov/selection

Haiti FY20

Population 11,123,000

GNI/Cap \$800

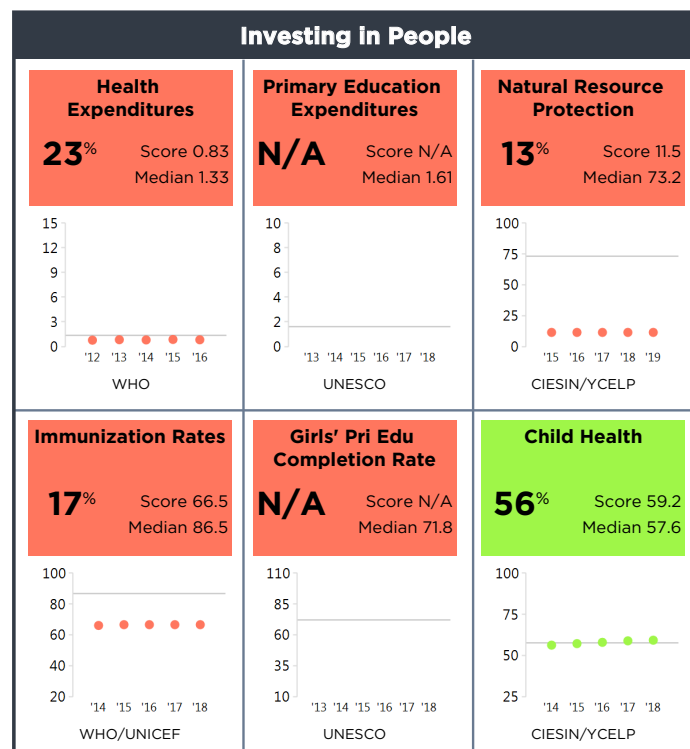
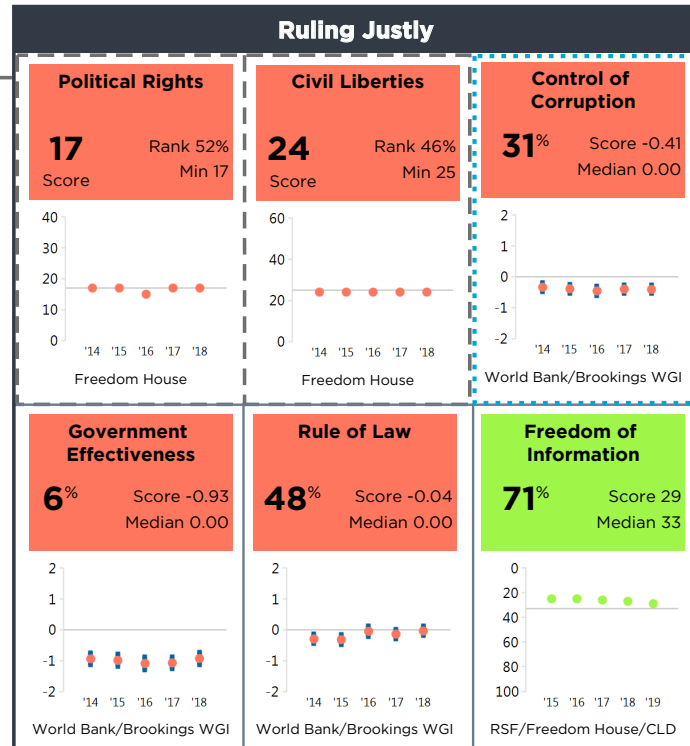
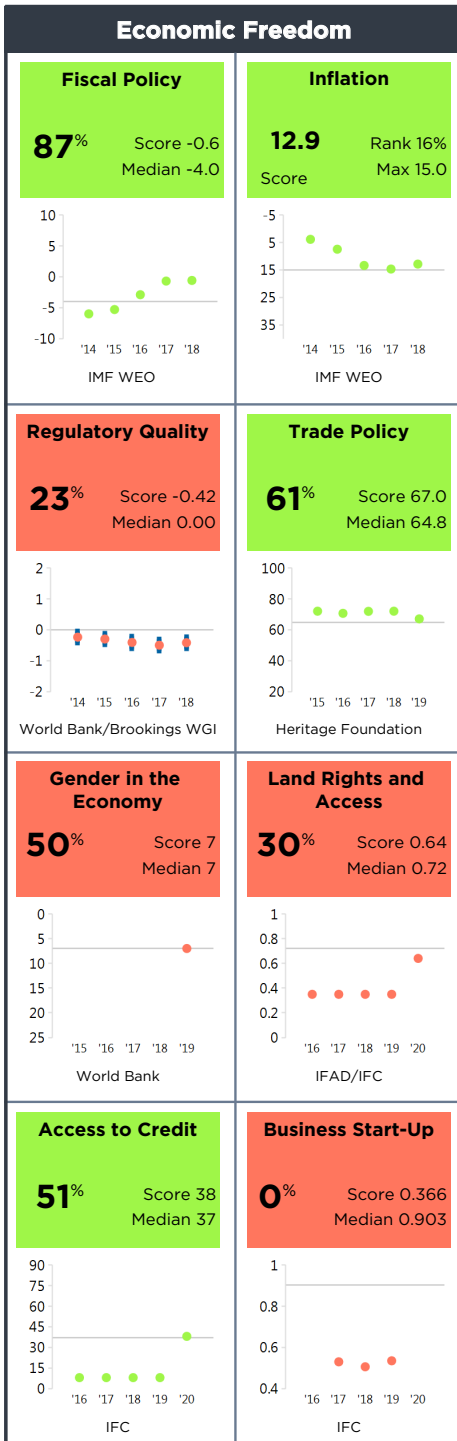
Category GNI/Cap ≤ \$1,925

Half Scorecard Passed X

Control of Corruption X

Democratic Rights X

Haiti



Kenya FY20

Population 51,393,000

GNI/Cap \$1,620

Category GNI/Cap ≤ \$1,925

Half Scorecard Passed ✓

Control of Corruption X

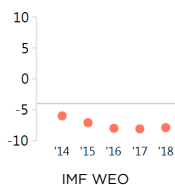
Democratic Rights ✓

Kenya

Economic Freedom

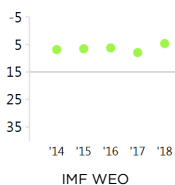
Fiscal Policy

2% Score -7.9
Median -4.0



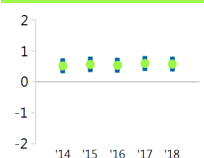
Inflation

4.7 Rank 40%
Score Max 15.0



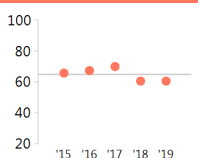
Regulatory Quality

94% Score 0.57
Median 0.00



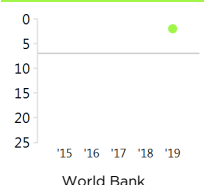
Trade Policy

22% Score 60.4
Median 64.8



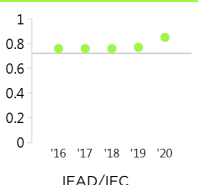
Gender in the Economy

98% Score 2
Median 7



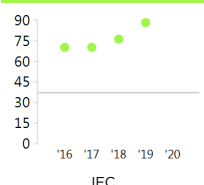
Land Rights and Access

89% Score 0.85
Median 0.72



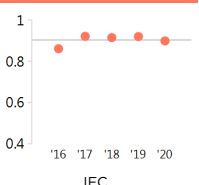
Access to Credit

100% Score 92
Median 37



Business Start-Up

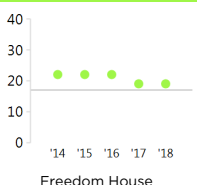
47% Score 0.898
Median 0.903



Ruling Justly

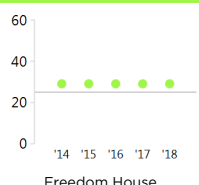
Political Rights

19 Rank 62%
Score Min 17



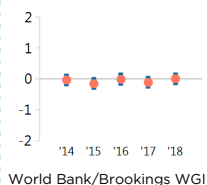
Civil Liberties

29 Rank 67%
Score Min 25



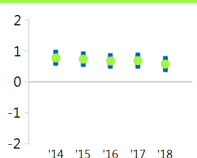
Control of Corruption

50% Score 0.00
Median 0.00



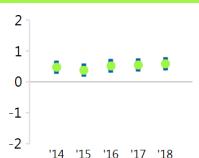
Government Effectiveness

96% Score 0.57
Median 0.00



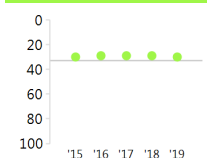
Rule of Law

88% Score 0.58
Median 0.00



Freedom of Information

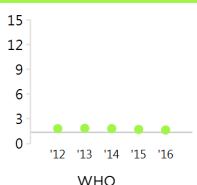
65% Score 30
Median 33



Investing in People

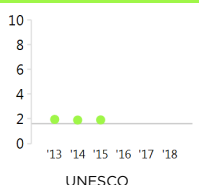
Health Expenditures

59% Score 1.65
Median 1.33



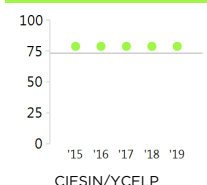
Primary Education Expenditures

65% Score 1.92
Median 1.61



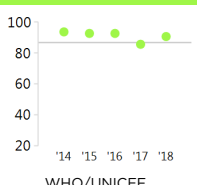
Natural Resource Protection

56% Score 78.6
Median 73.2



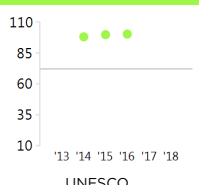
Immunization Rates

69% Score 90.5
Median 86.5



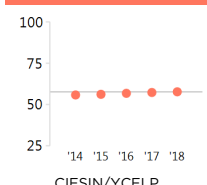
Girls' Pri Edu Completion Rate

90% Score 100.1
Median 71.8



Child Health

48% Score 57.6
Median 57.6



For more information regarding the Millennium Challenge Account Selection Process and these indicators, please consult MCC's website www.mcc.gov/selection

Korea, Dem. Rep. FY20

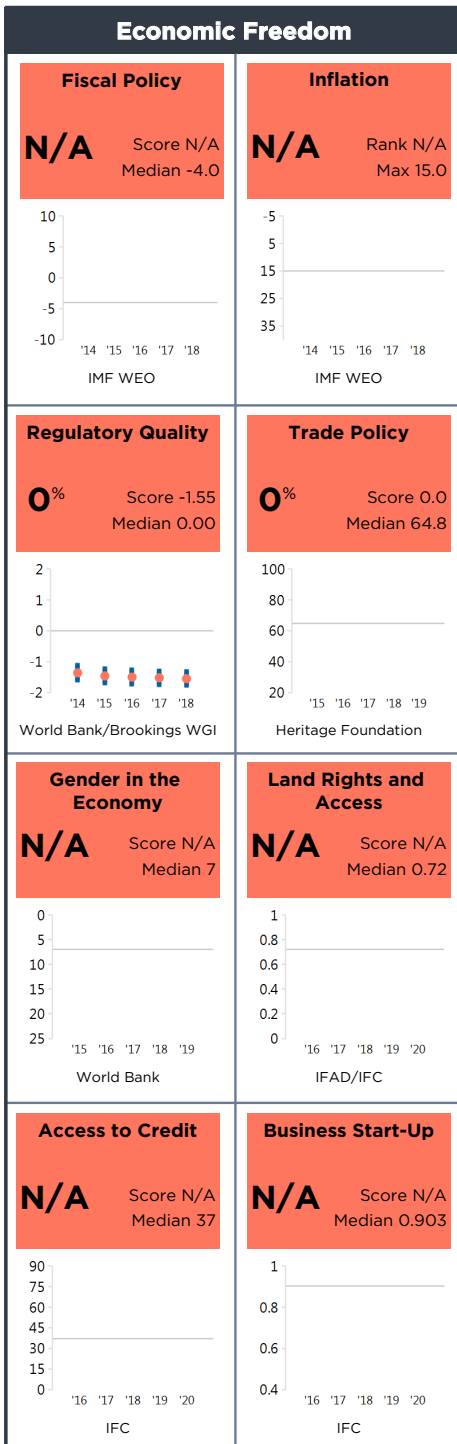
Population 25,550,000

GNI/Cap

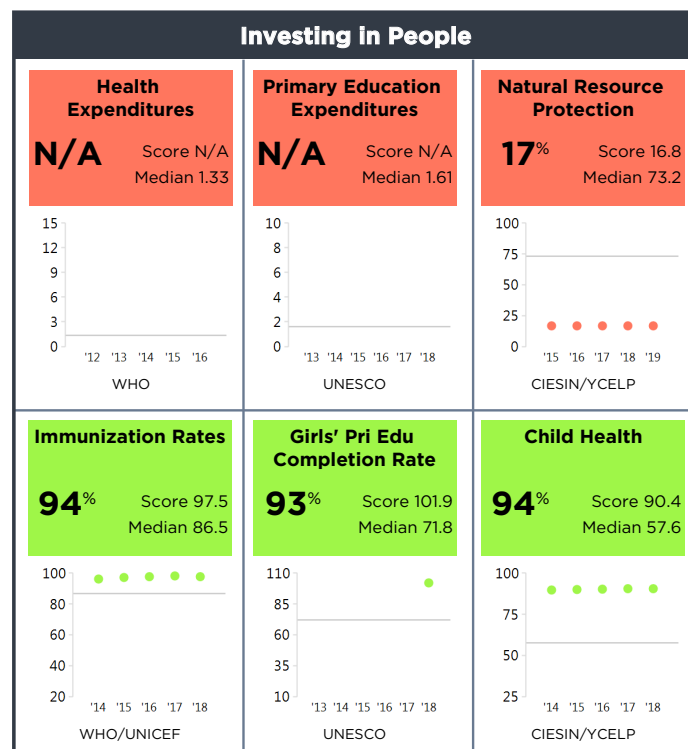
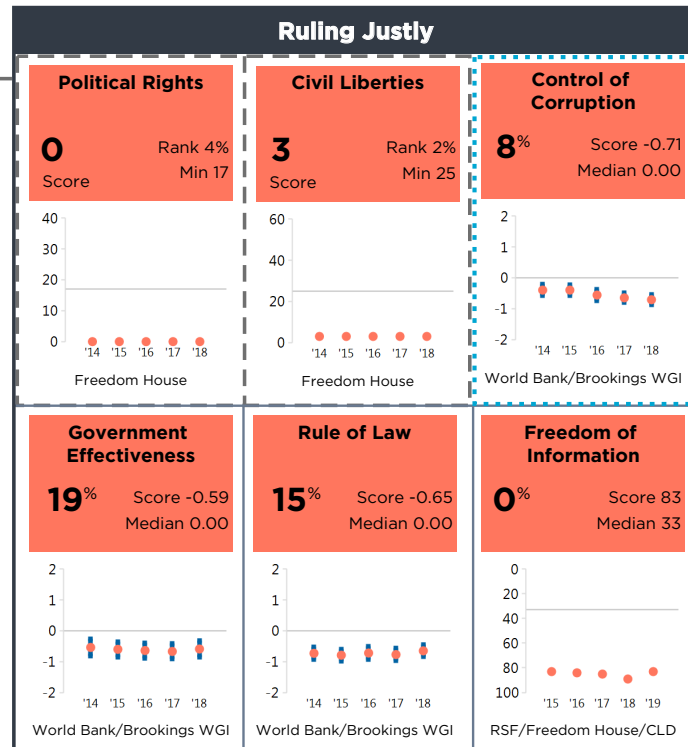
Category GNI/Cap ≤ \$1,925

Half Scorecard Passed **X**Control of Corruption **X**Democratic Rights **X**

Korea, Dem. Rep.



For more information regarding the Millennium Challenge Account Selection Process and these indicators, please consult MCC's website www.mcc.gov/selection



Kyrgyz Republic FY20

Population 6,316,000

GNI/Cap \$1,220

Category GNI/Cap ≤ \$1,925

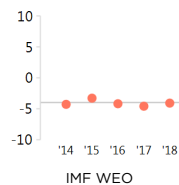
Half Scorecard Passed ✓Control of Corruption XDemocratic Rights ✓

Kyrgyz Republic

Economic Freedom

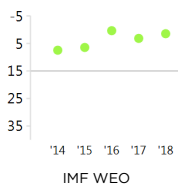
Fiscal Policy

47% Score -4.1
Median -4.0



Inflation

1.5 Rank 76%
Score Max 15.0



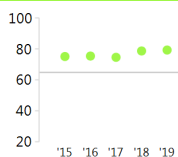
Regulatory Quality

88% Score 0.45
Median 0.00



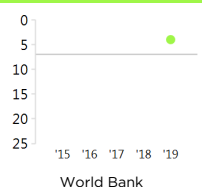
Trade Policy

98% Score 79.2
Median 64.8



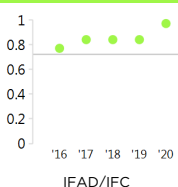
Gender in the Economy

83% Score 4
Median 7



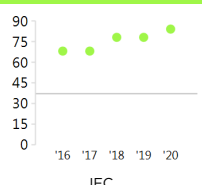
Land Rights and Access

100% Score 0.97
Median 0.72



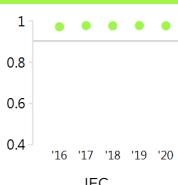
Access to Credit

89% Score 84
Median 37



Business Start-Up

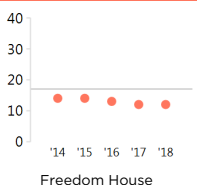
94% Score 0.976
Median 0.903



Ruling Justly

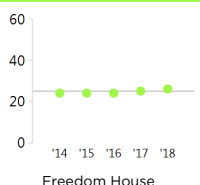
Political Rights

12 Rank 40%
Score Min 17



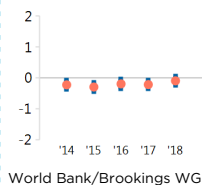
Civil Liberties

26 Rank 56%
Score Min 25



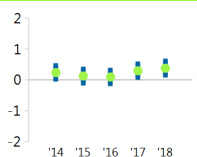
Control of Corruption

46% Score -0.10
Median 0.00



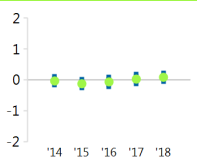
Government Effectiveness

79% Score 0.37
Median 0.00



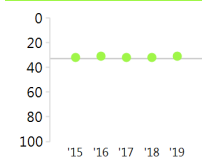
Rule of Law

52% Score 0.08
Median 0.00



Freedom of Information

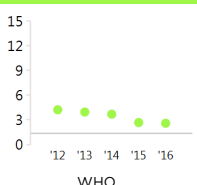
63% Score 31
Median 33



Investing in People


Health Expenditures

84% Score 2.59
Median 1.33



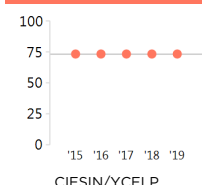
Primary Education Expenditures

N/A Score N/A
Median 1.61



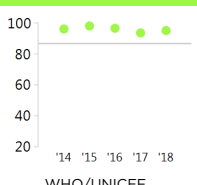
Natural Resource Protection

50% Score 73.2
Median 73.2



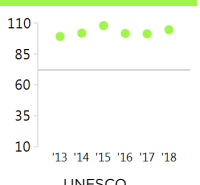
Immunization Rates

85% Score 95.0
Median 86.5



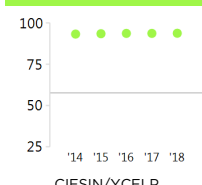
Girls' Pri Edu Completion Rate

95% Score 104.4
Median 71.8



Child Health

98% Score 93.7
Median 57.6



For more information regarding the Millennium Challenge Account Selection Process and these indicators, please consult MCC's website www.mcc.gov/selection

Lesotho FY20

Population 2,108,000

GNI/Cap \$1,380

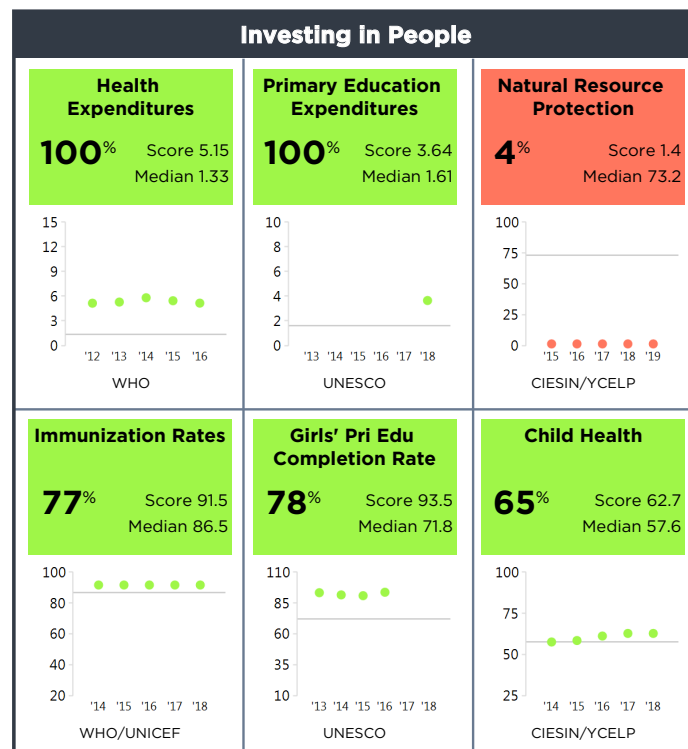
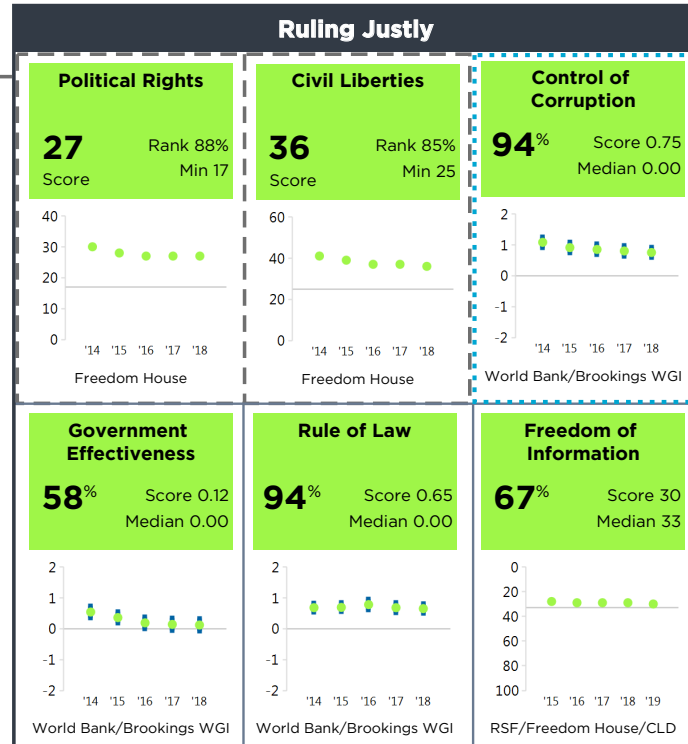
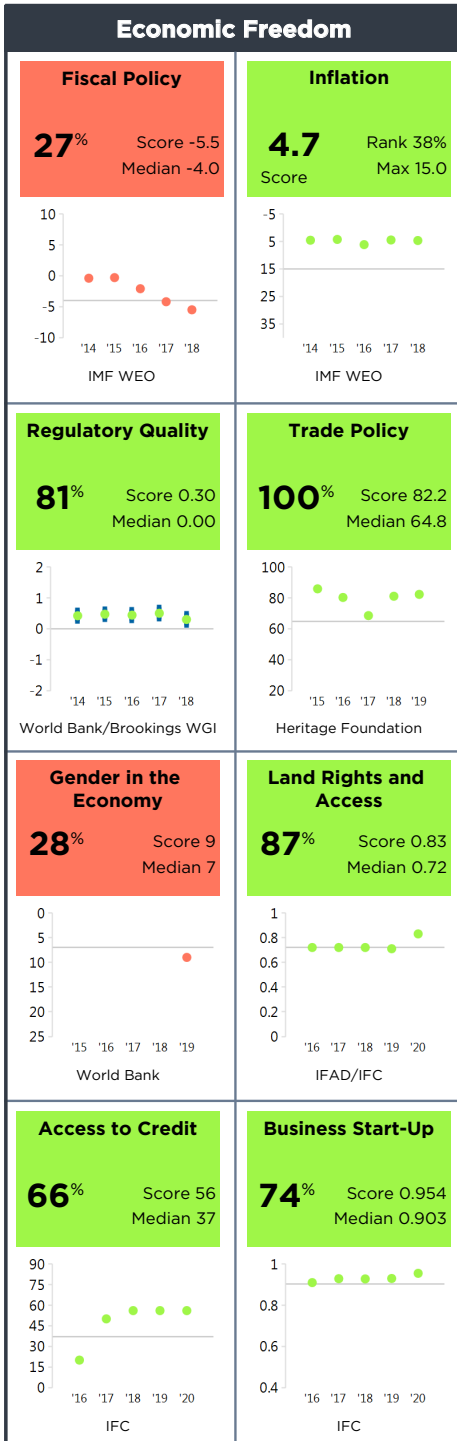
Category GNI/Cap ≤ \$1,925

Half Scorecard Passed ✓

Control of Corruption ✓

Democratic Rights ✓

Lesotho



Liberia FY20

Population 4,819,000

GNI/Cap \$600

Category GNI/Cap ≤ \$1,925

Half Scorecard Passed X

Control of Corruption ✓

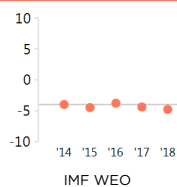
Democratic Rights ✓

Liberia

Economic Freedom

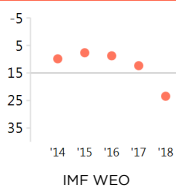
Fiscal Policy

38% Score -4.8
Median -4.0



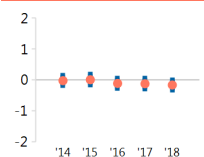
Inflation

23.5 Rank 9%
Score Max 15.0



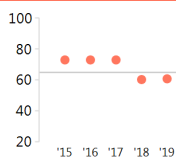
Regulatory Quality

40% Score -0.17
Median 0.00



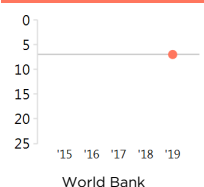
Trade Policy

28% Score 60.6
Median 64.8



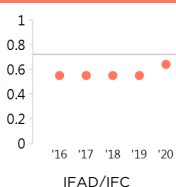
Gender in the Economy

50% Score 7
Median 7



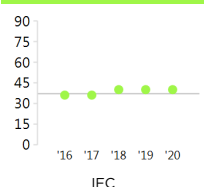
Land Rights and Access

35% Score 0.64
Median 0.72



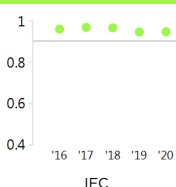
Access to Credit

53% Score 40
Median 37



Business Start-Up

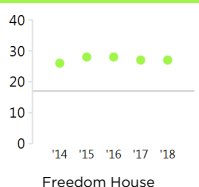
64% Score 0.947
Median 0.903



Ruling Justly

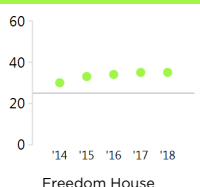
Political Rights

27 Rank 88%
Score Min 17



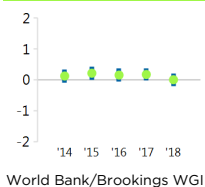
Civil Liberties

35 Rank 83%
Score Min 25



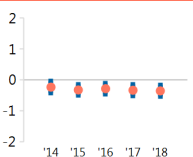
Control of Corruption

52% Score 0.00
Median 0.00



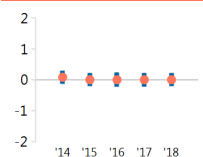
Government Effectiveness

31% Score -0.36
Median 0.00



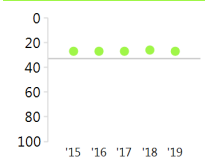
Rule of Law

50% Score 0.00
Median 0.00



Freedom of Information

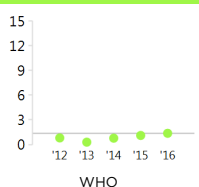
83% Score 27
Median 33



Investing in People

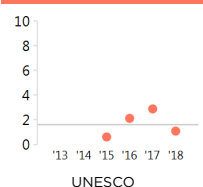
Health Expenditures

52% Score 1.37
Median 1.33



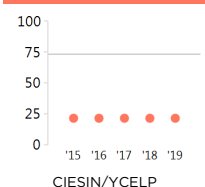
Primary Education Expenditures

24% Score 1.10
Median 1.61



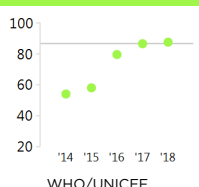
Natural Resource Protection

21% Score 21.3
Median 73.2



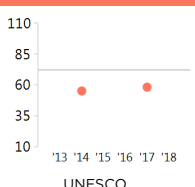
Immunization Rates

54% Score 87.5
Median 86.5



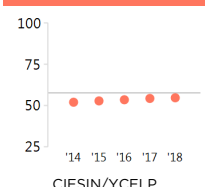
Girls' Pri Edu Completion Rate

17% Score 58.0
Median 71.8



Child Health

42% Score 54.6
Median 57.6



For more information regarding the Millennium Challenge Account Selection Process and these indicators, please consult MCC's website www.mcc.gov/selection

Madagascar FY20

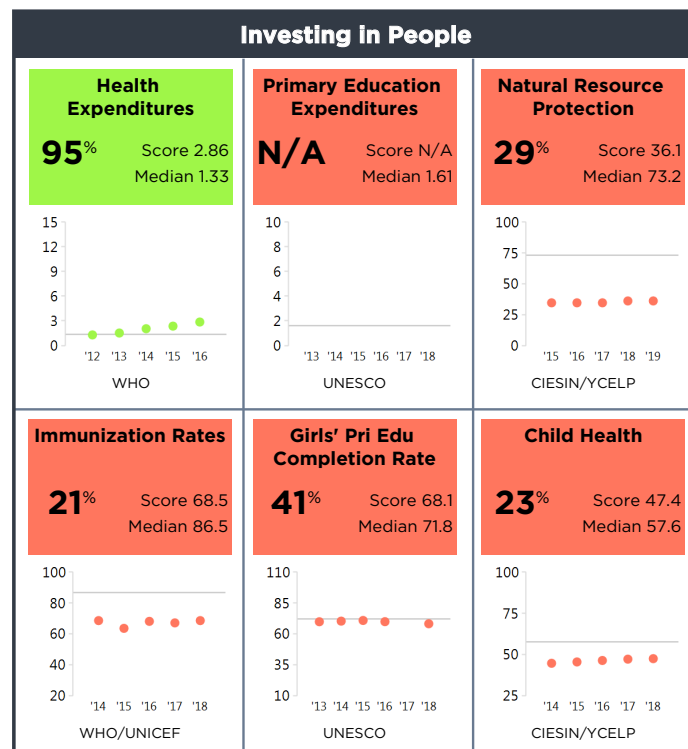
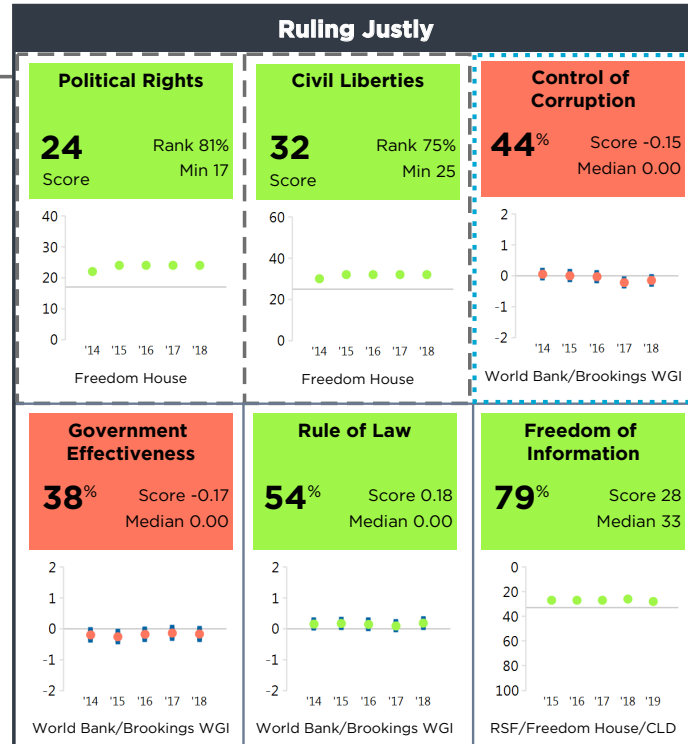
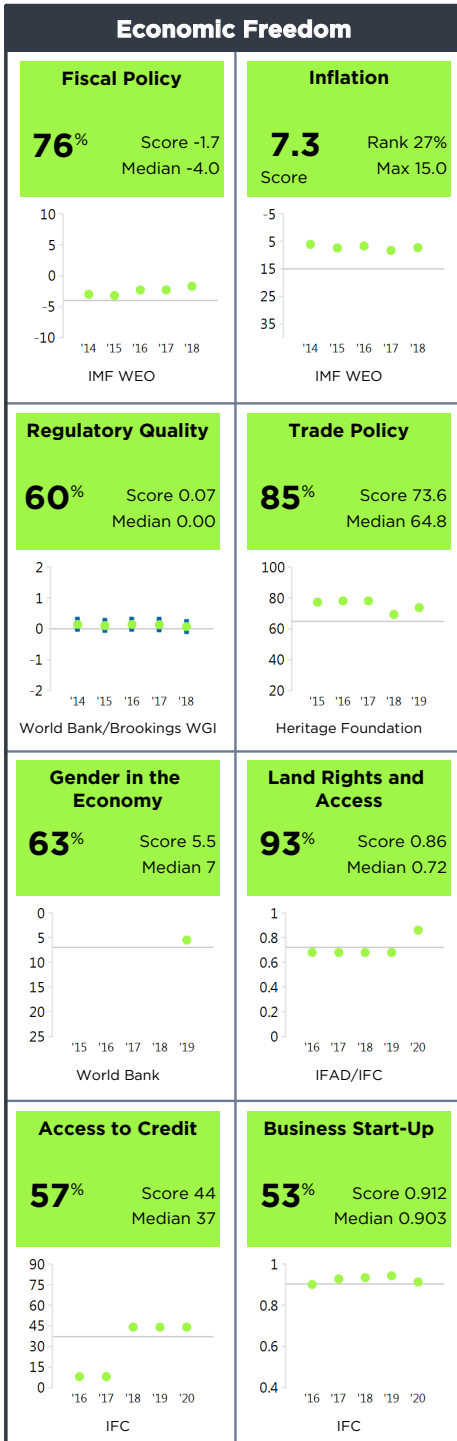
Population 26,262,000

GNI/Cap \$440

Category GNI/Cap ≤ \$1,925

Half Scorecard Passed ✓Control of Corruption XDemocratic Rights ✓

Madagascar



Malawi FY20

Population 18,143,000

GNI/Cap \$360

Category GNI/Cap ≤ \$1,925

Half Scorecard Passed ✓

Control of Corruption ✓

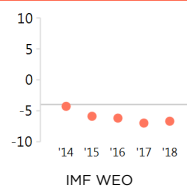
Democratic Rights ✓

Malawi

Economic Freedom

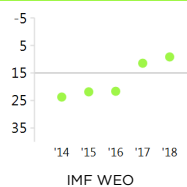
Fiscal Policy

16% Score -6.7
Median -4.0



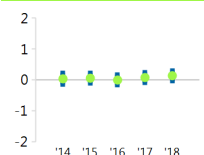
Inflation

9.2 Rank 22%
Score Max 15.0



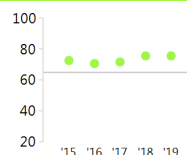
Regulatory Quality

65% Score 0.13
Median 0.00



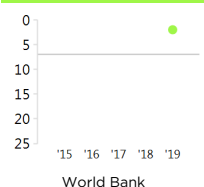
Trade Policy

91% Score 75.4
Median 64.8



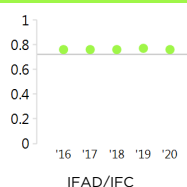
Gender in the Economy

98% Score 2
Median 7



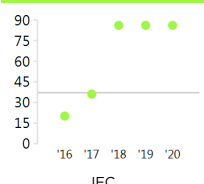
Land Rights and Access

70% Score 0.76
Median 0.72



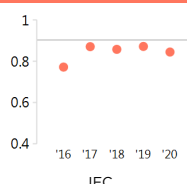
Access to Credit

91% Score 86
Median 37



Business Start-Up

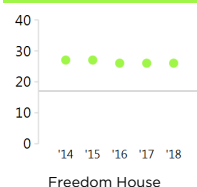
32% Score 0.844
Median 0.903



Ruling Justly

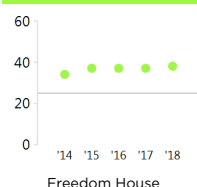
Political Rights

26 Rank 85%
Score Min 17



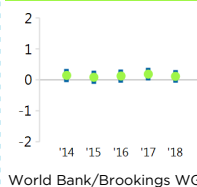
Civil Liberties

38 Rank 92%
Score Min 25



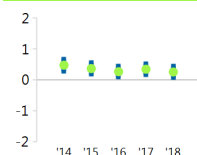
Control of Corruption

63% Score 0.11
Median 0.00



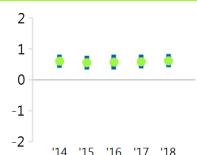
Government Effectiveness

69% Score 0.25
Median 0.00



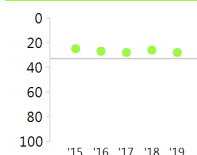
Rule of Law

90% Score 0.61
Median 0.00



Freedom of Information

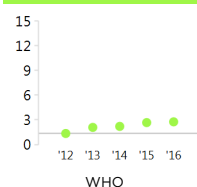
75% Score 28
Median 33



Investing in People

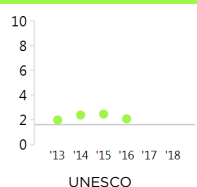
Health Expenditures

93% Score 2.76
Median 1.33



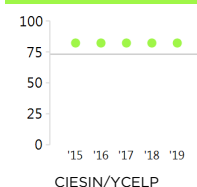
Primary Education Expenditures

76% Score 2.09
Median 1.61



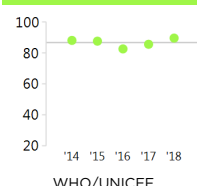
Natural Resource Protection

60% Score 82.1
Median 73.2



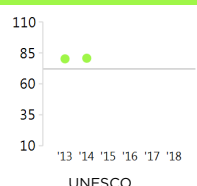
Immunization Rates

63% Score 89.5
Median 86.5



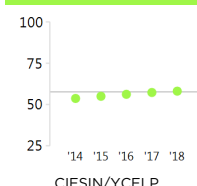
Girls' Pri Edu Completion Rate

66% Score 80.6
Median 71.8



Child Health

54% Score 58.0
Median 57.6



For more information regarding the Millennium Challenge Account Selection Process and these indicators, please consult MCC's website www.mcc.gov/selection

Mali FY20

Population 19,078,000

GNI/Cap \$830

Category GNI/Cap ≤ \$1,925

Half Scorecard Passed X

Control of Corruption ✓

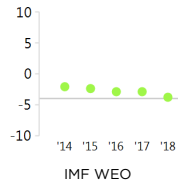
Democratic Rights ✓

Mali

Economic Freedom

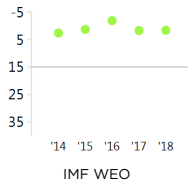
Fiscal Policy

51% Score -3.8
Median -4.0



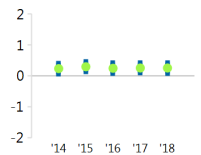
Inflation

1.7 Score
Rank 71%
Max 15.0



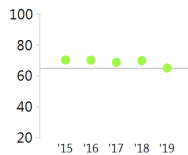
Regulatory Quality

77% Score 0.25
Median 0.00



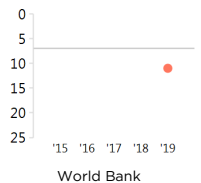
Trade Policy

52% Score 65.0
Median 64.8



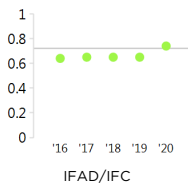
Gender in the Economy

15% Score 11
Median 7



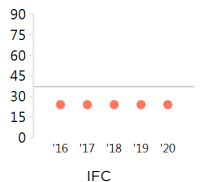
Land Rights and Access

61% Score 0.74
Median 0.72



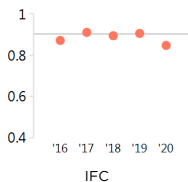
Access to Credit

21% Score 24
Median 37



Business Start-Up

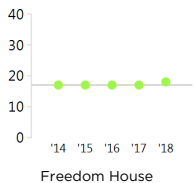
34% Score 0.847
Median 0.903



Ruling Justly

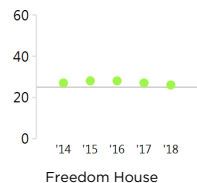
Political Rights

18 Score
Rank 60%
Min 17



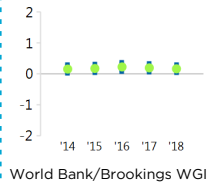
Civil Liberties

26 Score
Rank 56%
Min 25



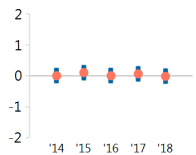
Control of Corruption

67% Score 0.16
Median 0.00



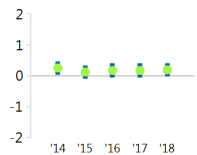
Government Effectiveness

48% Score -0.02
Median 0.00



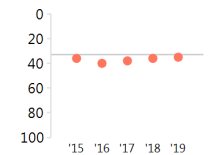
Rule of Law

56% Score 0.19
Median 0.00



Freedom of Information

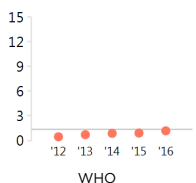
48% Score 35
Median 33



Investing in People

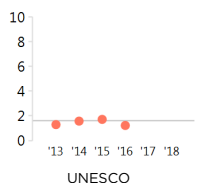
Health Expenditures

45% Score 1.19
Median 1.33



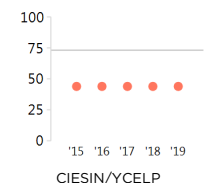
Primary Education Expenditures

29% Score 1.23
Median 1.61



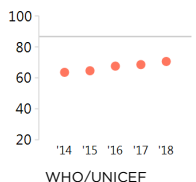
Natural Resource Protection

31% Score 43.8
Median 73.2



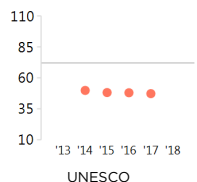
Immunization Rates

23% Score 70.5
Median 86.5



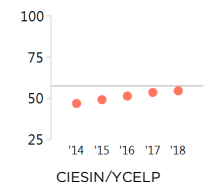
Girls' Pri Edu Completion Rate

5% Score 47.1
Median 71.8



Child Health

40% Score 54.6
Median 57.6



For more information regarding the Millennium Challenge Account Selection Process and these indicators, please consult MCC's website www.mcc.gov/selection

Mauritania FY20

Population 4,403,000

GNI/Cap \$1,190

Category GNI/Cap ≤ \$1,925

Half Scorecard Passed ✓

Control of Corruption ✓

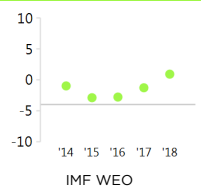
Democratic Rights X

Mauritania

Economic Freedom

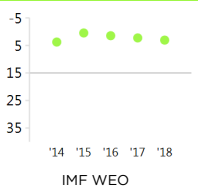
Fiscal Policy

98% Score 0.9
Median -4.0



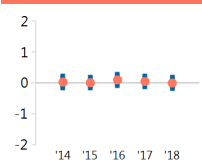
Inflation

3.1 Rank 56%
Score Max 15.0



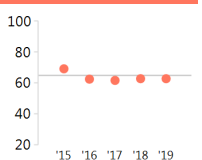
Regulatory Quality

48% Score -0.01
Median 0.00



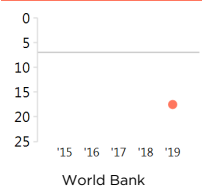
Trade Policy

37% Score 62.6
Median 64.8



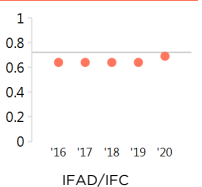
Gender in the Economy

4% Score 17.5
Median 7



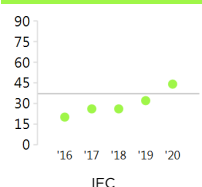
Land Rights and Access

41% Score 0.69
Median 0.72



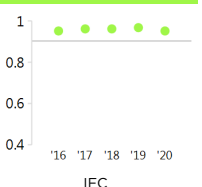
Access to Credit

57% Score 44
Median 37



Business Start-Up

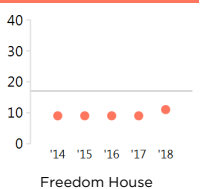
72% Score 0.951
Median 0.903



Ruling Justly

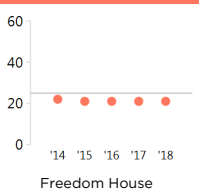
Political Rights

11 Rank 35%
Score Min 17



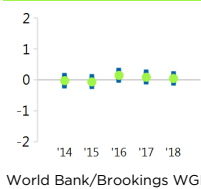
Civil Liberties

21 Rank 42%
Score Min 25



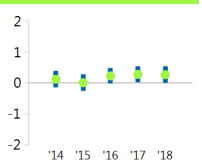
Control of Corruption

56% Score 0.04
Median 0.00



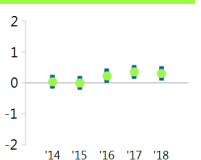
Government Effectiveness

71% Score 0.26
Median 0.00



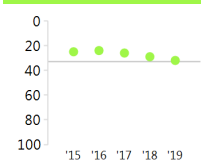
Rule of Law

63% Score 0.30
Median 0.00



Freedom of Information

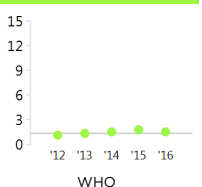
58% Score 32
Median 33



Investing in People

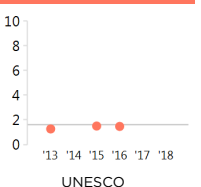
Health Expenditures

57% Score 1.55
Median 1.33



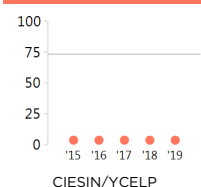
Primary Education Expenditures

47% Score 1.47
Median 1.61



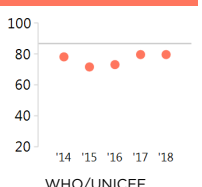
Natural Resource Protection

6% Score 3.6
Median 73.2



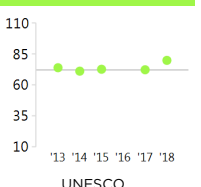
Immunization Rates

38% Score 79.5
Median 86.5



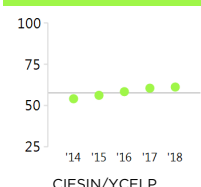
Girls' Pri Edu Completion Rate

63% Score 79.7
Median 71.8



Child Health

63% Score 61.1
Median 57.6



For more information regarding the Millennium Challenge Account Selection Process and these indicators, please consult MCC's website www.mcc.gov/selection

Mozambique FY20

Population 29,496,000

GNI/Cap \$440

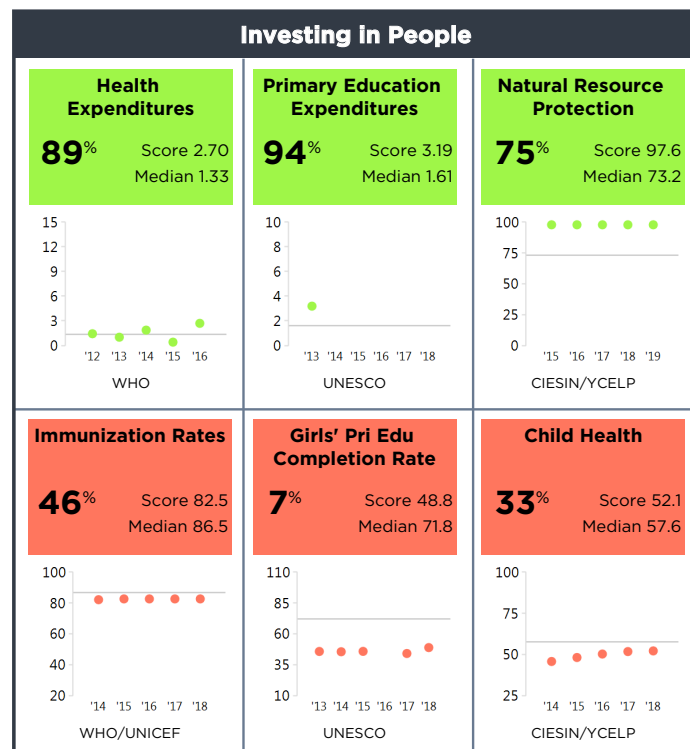
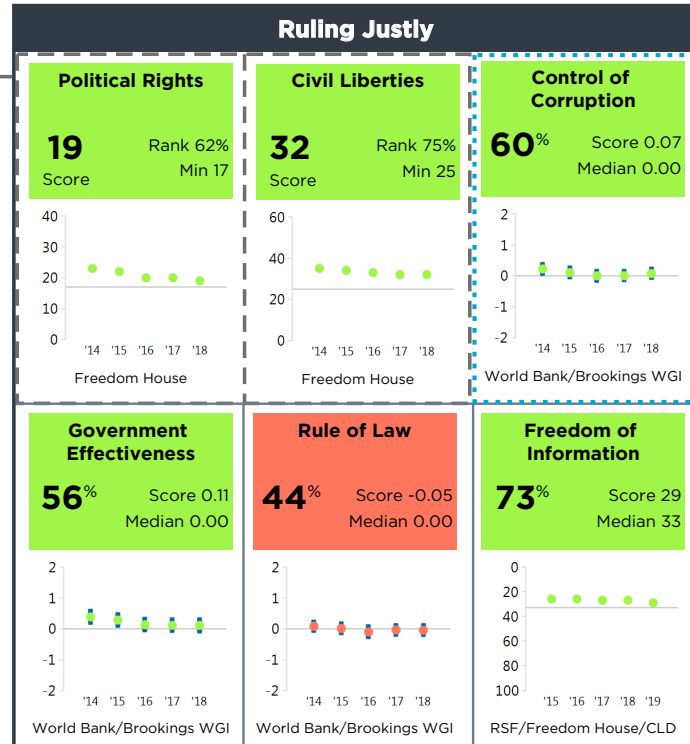
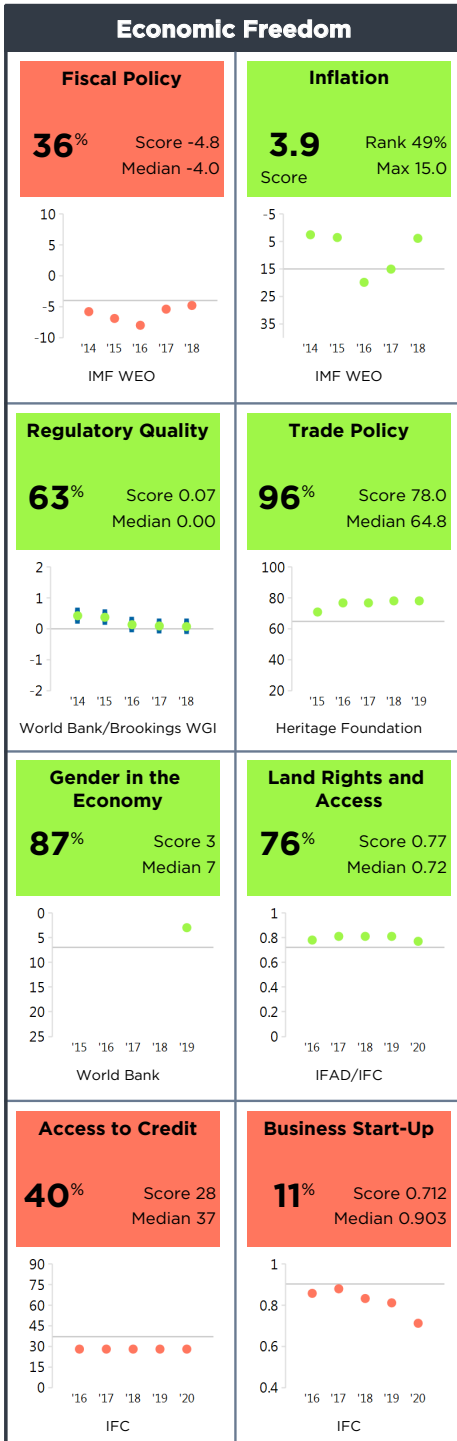
Category GNI/Cap ≤ \$1,925

Half Scorecard Passed ✓

Control of Corruption ✓

Democratic Rights ✓

Mozambique



Nepal FY20

Population 28,088,000

GNI/Cap \$960

Category GNI/Cap ≤ \$1,925

Half Scorecard Passed ✓

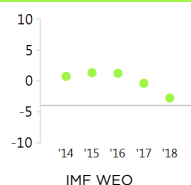
Control of Corruption ✓

Democratic Rights ✓

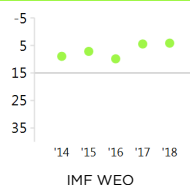
Nepal

Economic Freedom

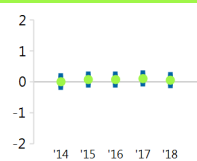
Fiscal Policy

71% Score -2.8
Median -4.0

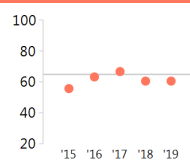
Inflation

4.2 Rank 42%
Score Max 15.0

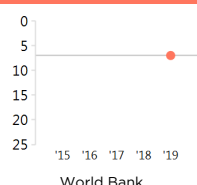
Regulatory Quality

58% Score 0.05
Median 0.00

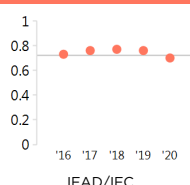
Trade Policy

22% Score 60.4
Median 64.8

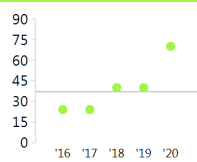
Gender in the Economy

50% Score 7
Median 7

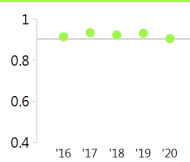
Land Rights and Access

48% Score 0.70
Median 0.72

Access to Credit

79% Score 70
Median 37

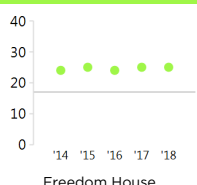
Business Start-Up

51% Score 0.904
Median 0.903

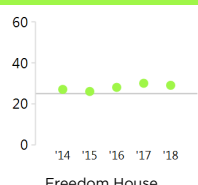
For more information regarding the Millennium Challenge Account Selection Process and these indicators, please consult MCC's website www.mcc.gov/selection

Ruling Justly

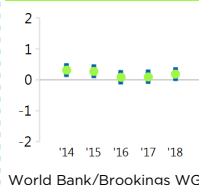
Political Rights

25 Rank 83%
Score Min 17

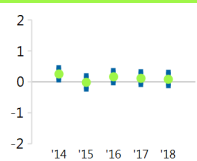
Civil Liberties

29 Rank 67%
Score Min 25

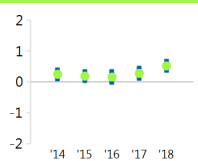
Control of Corruption

69% Score 0.18
Median 0.00

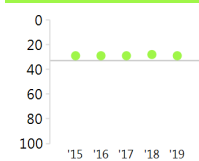
Government Effectiveness

54% Score 0.08
Median 0.00

Rule of Law

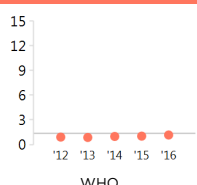
79% Score 0.51
Median 0.00

Freedom of Information

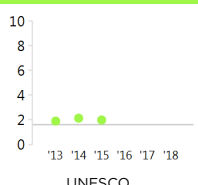
69% Score 29
Median 33

Investing in People

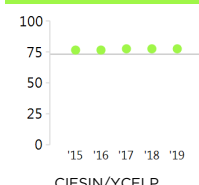
Health Expenditures

43% Score 1.17
Median 1.33

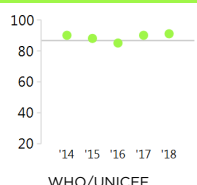
Primary Education Expenditures

68% Score 1.99
Median 1.61

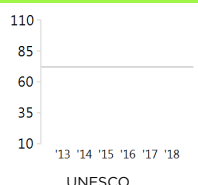
Natural Resource Protection

54% Score 77.4
Median 73.2

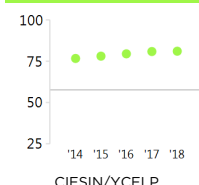
Immunization Rates

75% Score 91.0
Median 86.5

Girls' Pri Edu Completion Rate

100% Score 125.4
Median 71.8

Child Health

92% Score 81.0
Median 57.6

Niger FY20

Population 22,443,000

GNI/Cap \$380

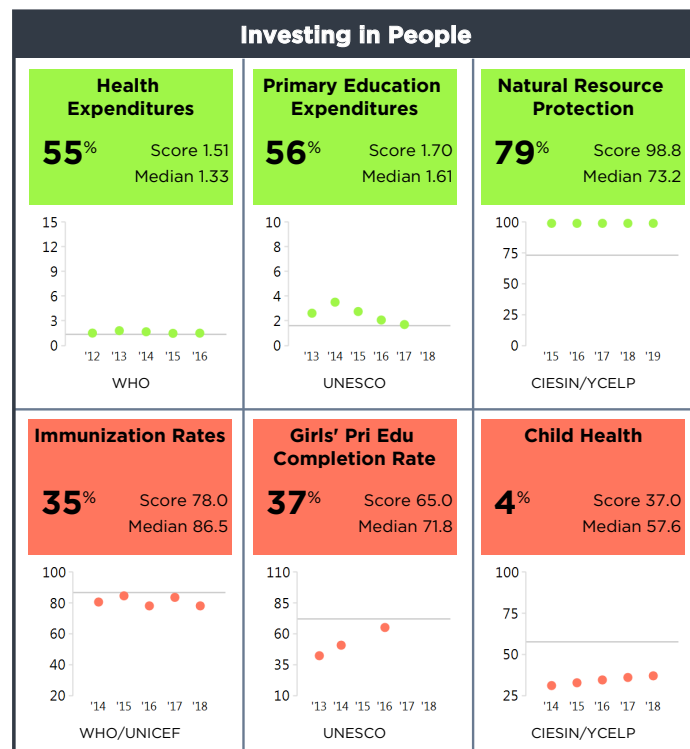
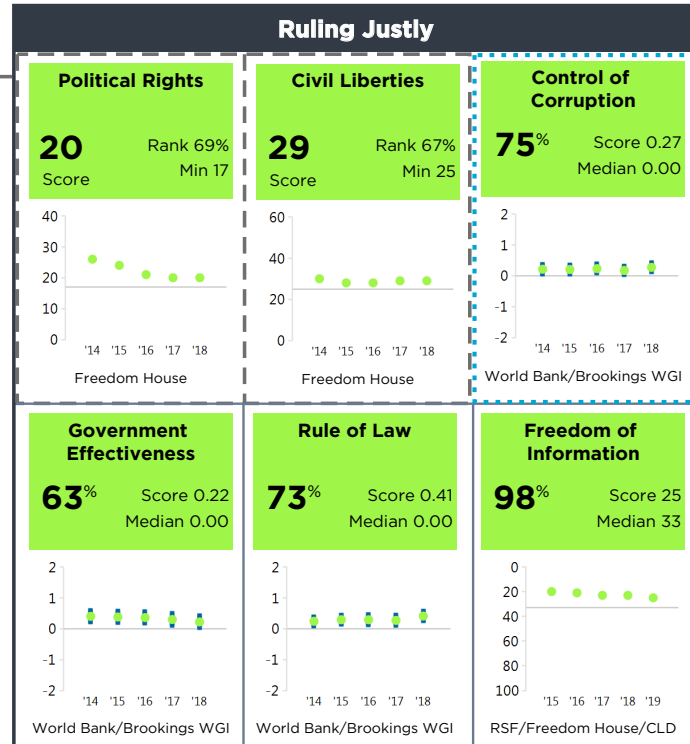
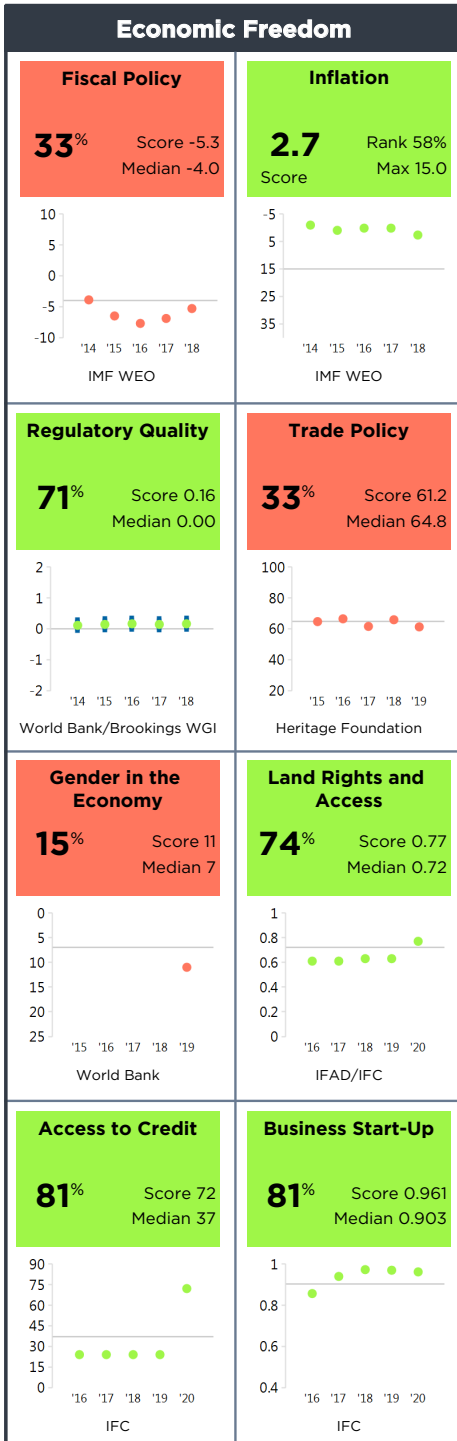
Category GNI/Cap ≤ \$1,925

Half Scorecard Passed ✓

Control of Corruption ✓

Democratic Rights ✓

Niger



Pakistan FY20

Population 212,215,000

GNI/Cap \$1,580

Category GNI/Cap ≤ \$1,925

Half Scorecard Passed X

Control of Corruption ✓

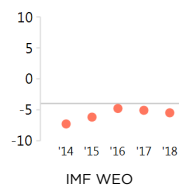
Democratic Rights X

Pakistan

Economic Freedom

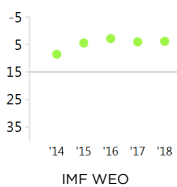
Fiscal Policy

29% Score -5.5
Median -4.0



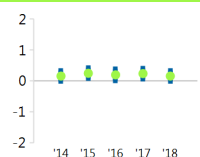
Inflation

3.9 Score
Rank 47%
Max 15.0



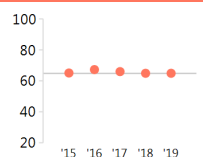
Regulatory Quality

69% Score 0.15
Median 0.00



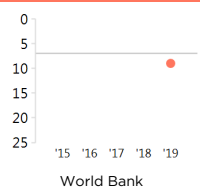
Trade Policy

50% Score 64.8
Median 64.8



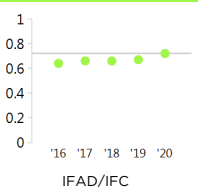
Gender in the Economy

28% Score 9
Median 7



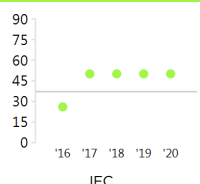
Land Rights and Access

52% Score 0.72
Median 0.72



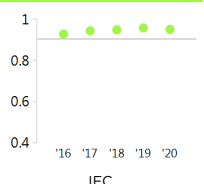
Access to Credit

64% Score 50
Median 37



Business Start-Up

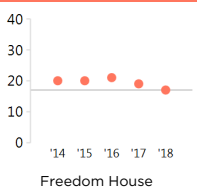
70% Score 0.949
Median 0.903



Ruling Justly

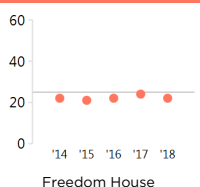
Political Rights

17 Score
Rank 52%
Min 17



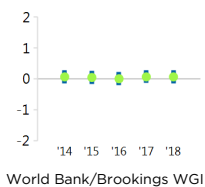
Civil Liberties

22 Score
Rank 44%
Min 25



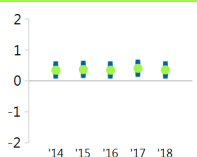
Control of Corruption

58% Score 0.06
Median 0.00



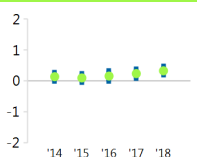
Government Effectiveness

75% Score 0.35
Median 0.00



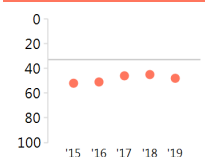
Rule of Law

67% Score 0.32
Median 0.00



Freedom of Information

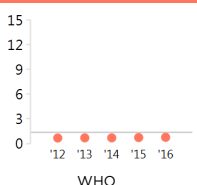
27% Score 48
Median 33



Investing in People

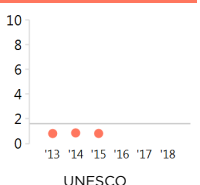
Health Expenditures

14% Score 0.77
Median 1.33



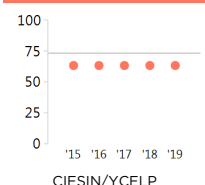
Primary Education Expenditures

6% Score 0.82
Median 1.61



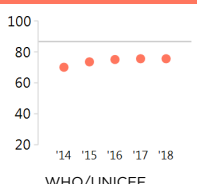
Natural Resource Protection

44% Score 63.1
Median 73.2



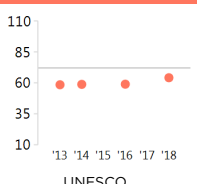
Immunization Rates

31% Score 75.5
Median 86.5



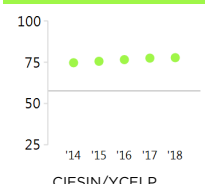
Girls' Pri Edu Completion Rate

29% Score 64.0
Median 71.8



Child Health

88% Score 77.7
Median 57.6



For more information regarding the Millennium Challenge Account Selection Process and these indicators, please consult MCC's website www.mcc.gov/selection

Rwanda FY20

Population 12,302,000

GNI/Cap \$780

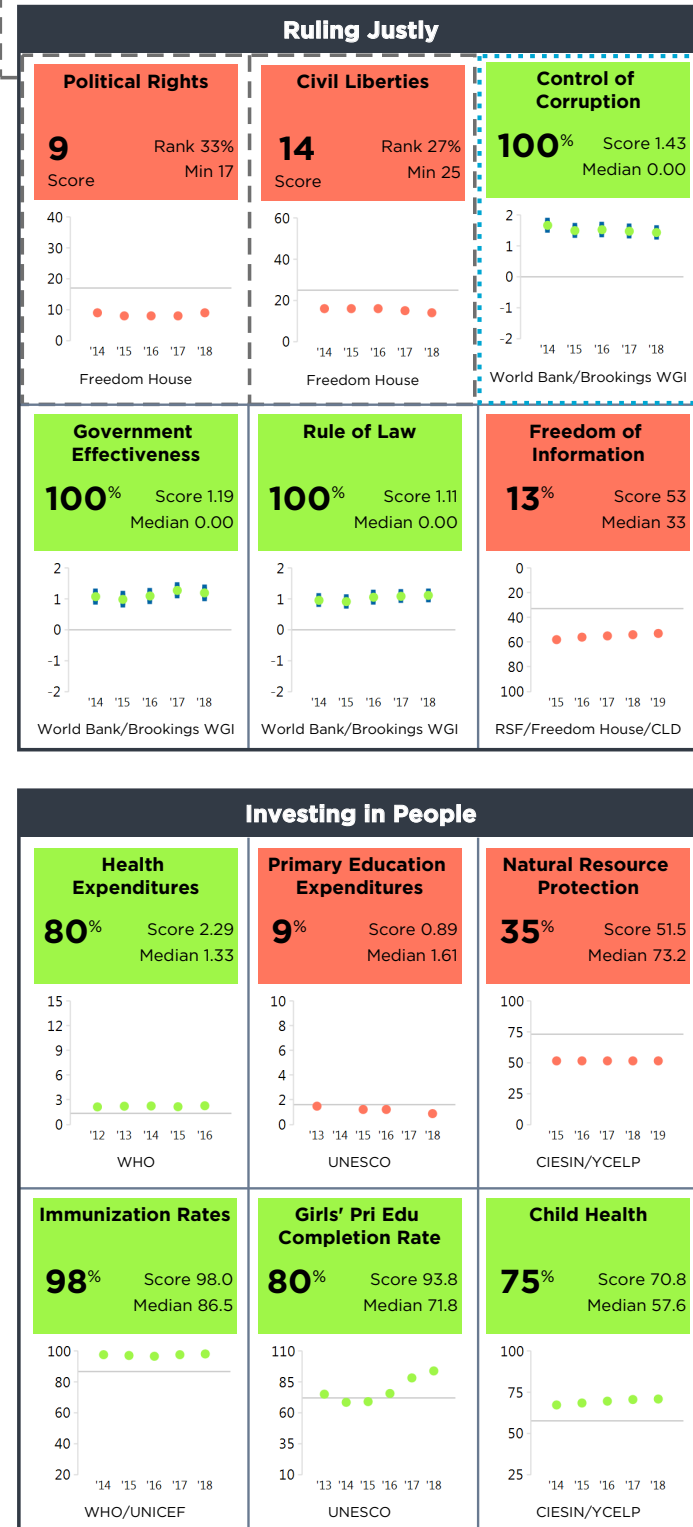
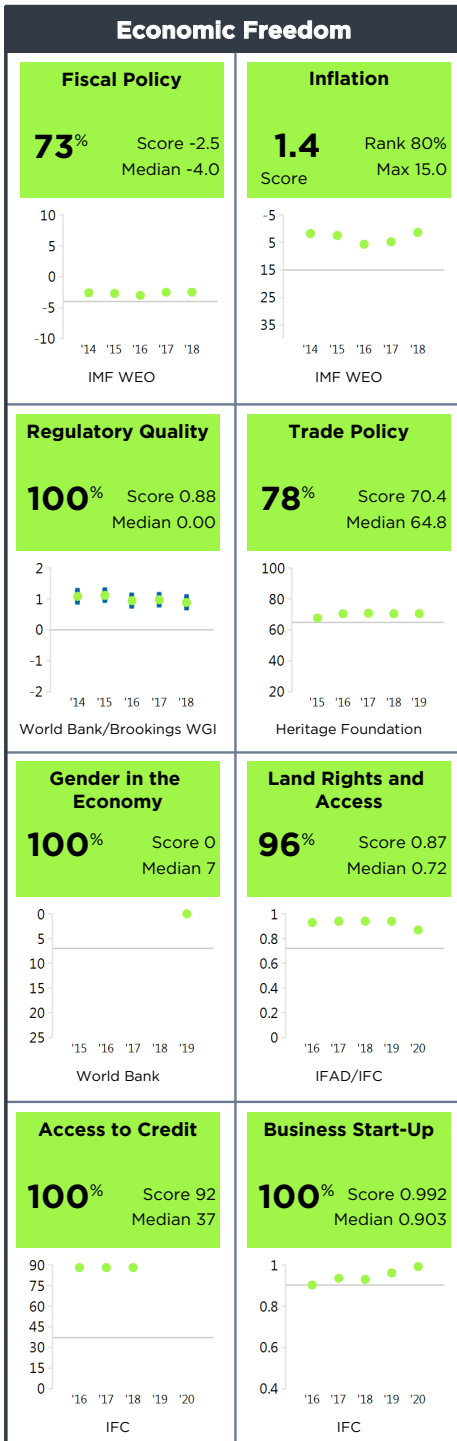
Category GNI/Cap ≤ \$1,925

Half Scorecard Passed ✓

Control of Corruption ✓

Democratic Rights X

Rwanda



São Tomé and Príncipe FY20

Population 211,000

GNI/Cap \$1,890

Category GNI/Cap ≤ \$1,925

Half Scorecard Passed ✓

Control of Corruption ✓

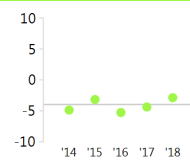
Democratic Rights ✓

São Tomé and Príncipe

Economic Freedom

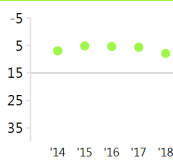
Fiscal Policy

64% Score -2.9
Median -4.0



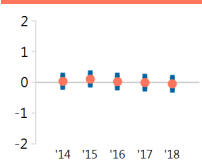
Inflation

7.9 Rank 24%
Score Max 15.0



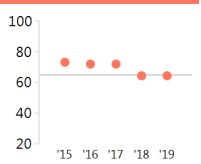
Regulatory Quality

44% Score -0.05
Median 0.00



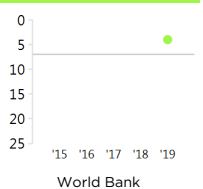
Trade Policy

43% Score 64.2
Median 64.8



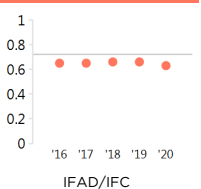
Gender in the Economy

83% Score 4
Median 7



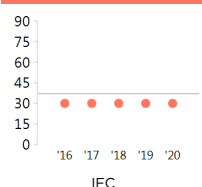
Land Rights and Access

28% Score 0.63
Median 0.72



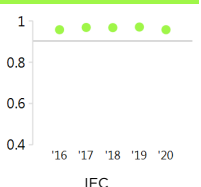
Access to Credit

43% Score 30
Median 37



Business Start-Up

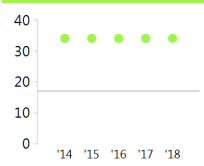
79% Score 0.957
Median 0.903



Ruling Justly

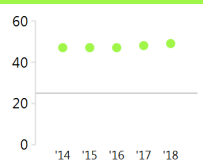
Political Rights

34 Rank 100%
Score Min 17



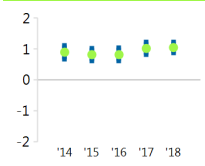
Civil Liberties

49 Rank 100%
Score Min 25



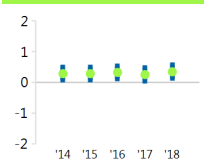
Control of Corruption

98% Score 1.04
Median 0.00



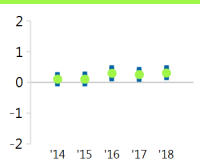
Government Effectiveness

73% Score 0.34
Median 0.00



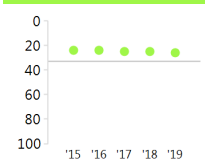
Rule of Law

60% Score 0.30
Median 0.00



Freedom of Information

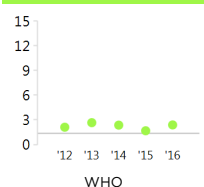
92% Score 26
Median 33



Investing in People

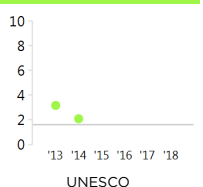
Health Expenditures

82% Score 2.39
Median 1.33



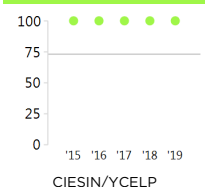
Primary Education Expenditures

79% Score 2.09
Median 1.61



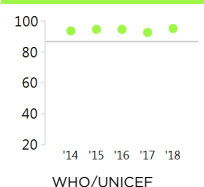
Natural Resource Protection

100% Score 100.0
Median 73.2



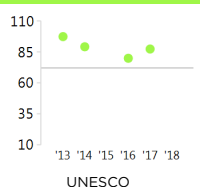
Immunization Rates

85% Score 95.0
Median 86.5



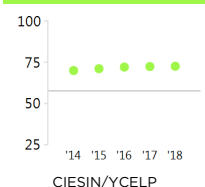
Girls' Pri Edu Completion Rate

73% Score 87.2
Median 71.8



Child Health

79% Score 72.5
Median 57.6



For more information regarding the Millennium Challenge Account Selection Process and these indicators, please consult MCC's website www.mcc.gov/selection

Senegal FY20

Population 15,854,000

GNI/Cap \$1,410

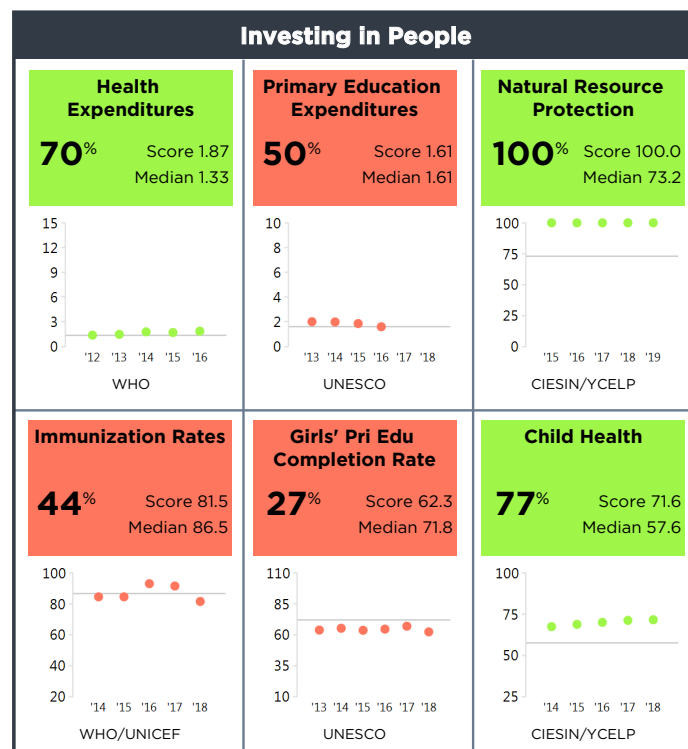
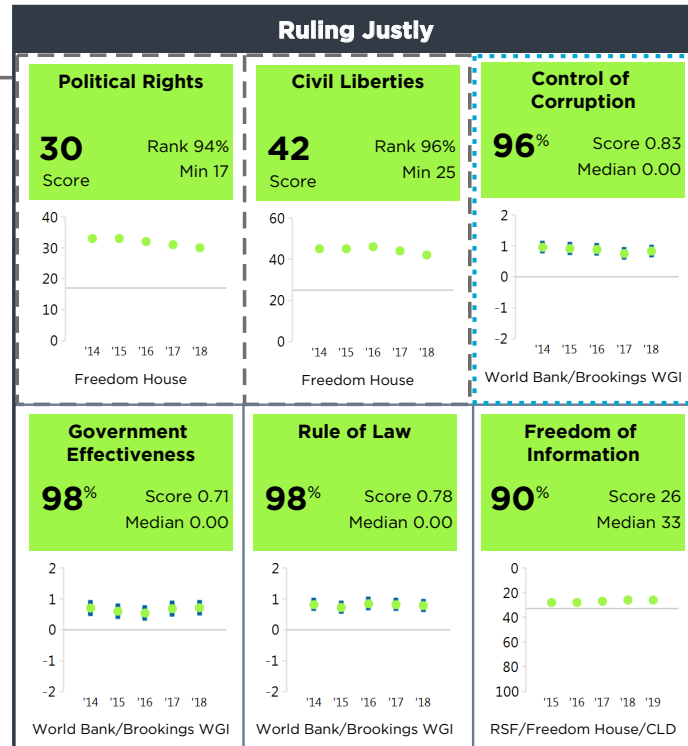
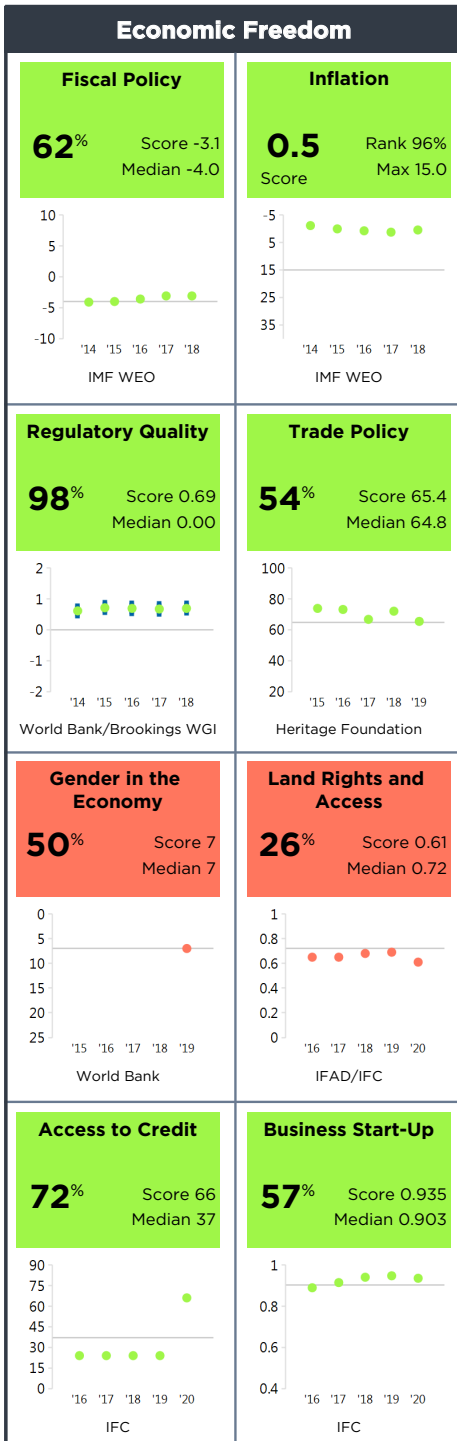
Category GNI/Cap ≤ \$1,925

Half Scorecard Passed ✓

Control of Corruption ✓

Democratic Rights ✓

Senegal



Sierra Leone FY20

Population 7,650,000

GNI/Cap \$500

Category GNI/Cap ≤ \$1,925

Half Scorecard Passed ✓

Control of Corruption ✓

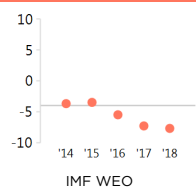
Democratic Rights ✓

Sierra Leone

Economic Freedom

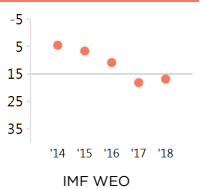
Fiscal Policy

4% Score -7.7
Median -4.0



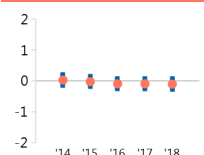
Inflation

16.9 Rank 11%
Score Max 15.0



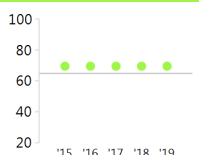
Regulatory Quality

42% Score -0.11
Median 0.00



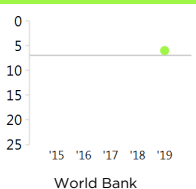
Trade Policy

70% Score 69.4
Median 64.8



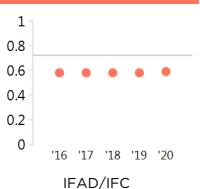
Gender in the Economy

61% Score 6
Median 7



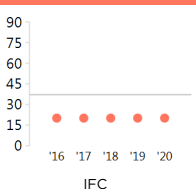
Land Rights and Access

24% Score 0.59
Median 0.72



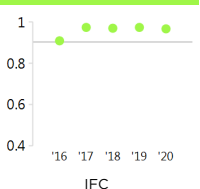
Access to Credit

19% Score 20
Median 37



Business Start-Up

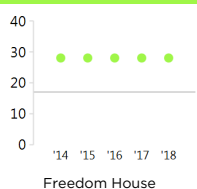
85% Score 0.966
Median 0.903



Ruling Justly

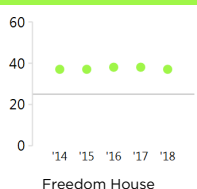
Political Rights

28 Rank 92%
Score Min 17



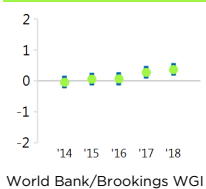
Civil Liberties

37 Rank 88%
Score Min 25



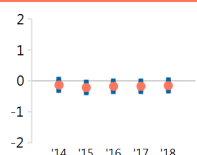
Control of Corruption

79% Score 0.36
Median 0.00



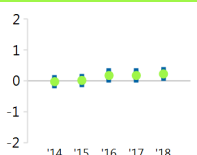
Government Effectiveness

40% Score -0.16
Median 0.00



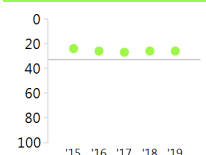
Rule of Law

58% Score 0.22
Median 0.00



Freedom of Information

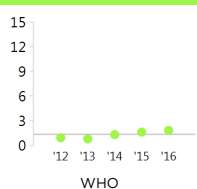
85% Score 26
Median 33



Investing in People

Health Expenditures

68% Score 1.85
Median 1.33



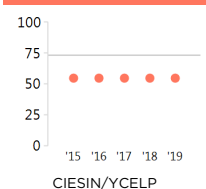
Primary Education Expenditures

Official data received after printing shows
Sierra Leone passes this indicator in FY20

UNESCO

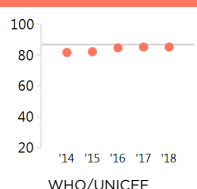
Natural Resource Protection

38% Score 54.5
Median 73.2



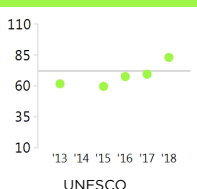
Immunization Rates

48% Score 85.0
Median 86.5



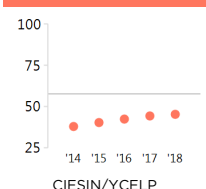
Girls' Pri Edu Completion Rate

68% Score 82.9
Median 71.8



Child Health

21% Score 45.2
Median 57.6



For more information regarding the Millennium Challenge Account Selection Process and these indicators, please consult MCC's website www.mcc.gov/selection

Somalia FY20

Population 15,008,000

GNI/Cap

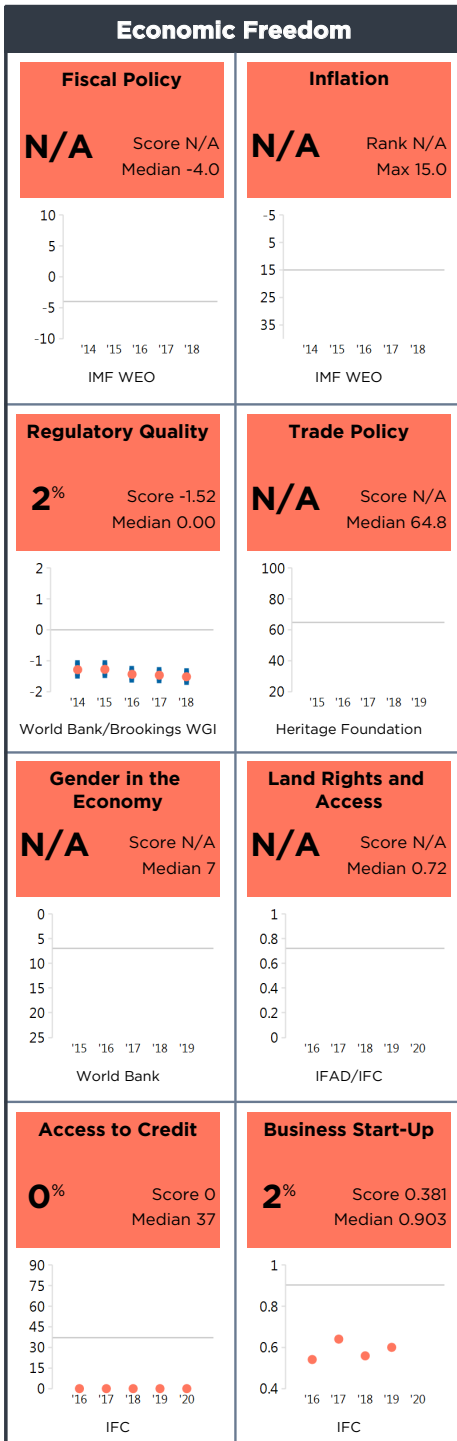
Category GNI/Cap ≤ \$1,925

Half Scorecard Passed X

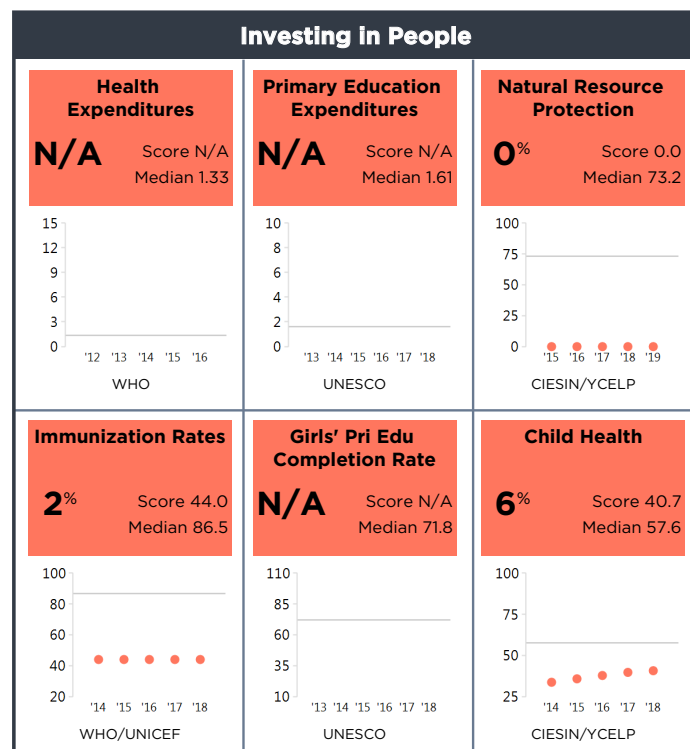
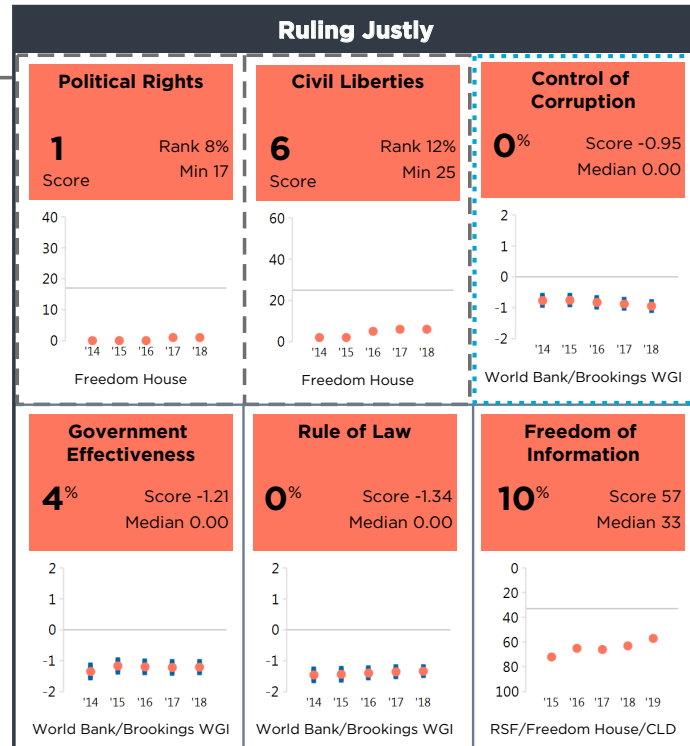
Control of Corruption X

Democratic Rights X

Somalia



For more information regarding the Millennium Challenge Account Selection Process and these indicators, please consult MCC's website www.mcc.gov/selection



South Sudan FY20

Population 10,976,000

GNI/Cap \$460

Category GNI/Cap ≤ \$1,925

Half Scorecard Passed X

Control of Corruption X

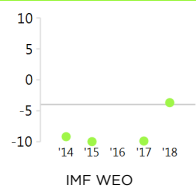
Democratic Rights X

South Sudan

Economic Freedom

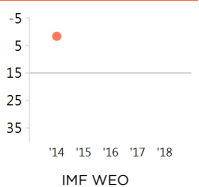
Fiscal Policy

58% Score -3.7
Median -4.0



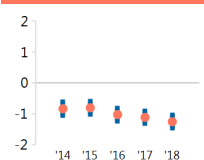
Inflation

83.5 Rank 0%
Score Max 15.0



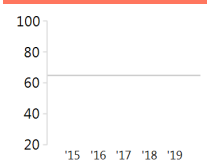
Regulatory Quality

6% Score -1.26
Median 0.00



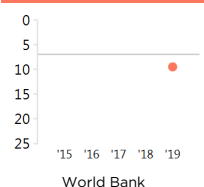
Trade Policy

N/A Score N/A
Median 64.8



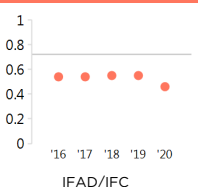
Gender in the Economy

22% Score 9.5
Median 7



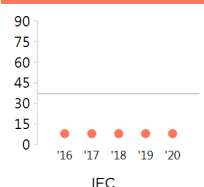
Land Rights and Access

9% Score 0.46
Median 0.72



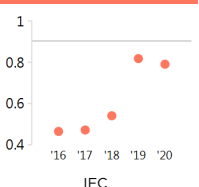
Access to Credit

6% Score 8
Median 37



Business Start-Up

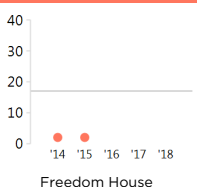
21% Score 0.790
Median 0.903



Ruling Justly

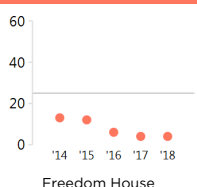
Political Rights

-2 Rank 2%
Score Min 17



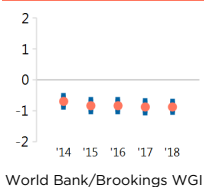
Civil Liberties

4 Rank 6%
Score Min 25



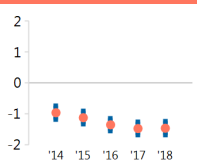
Control of Corruption

2% Score -0.88
Median 0.00



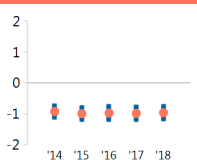
Government Effectiveness

0% Score -1.47
Median 0.00



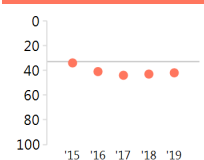
Rule of Law

4% Score -0.97
Median 0.00



Freedom of Information

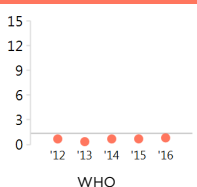
35% Score 42
Median 33



Investing in People

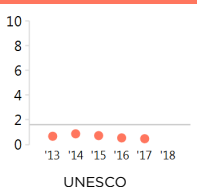
Health Expenditures

18% Score 0.82
Median 1.33



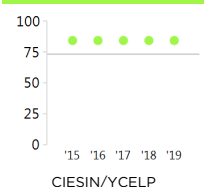
Primary Education Expenditures

0% Score 0.48
Median 1.61



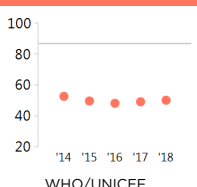
Natural Resource Protection

67% Score 84.1
Median 73.2



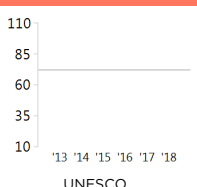
Immunization Rates

8% Score 50.0
Median 86.5



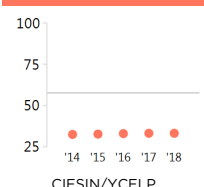
Girls' Pri Edu Completion Rate

N/A Score N/A
Median 71.8



Child Health

2% Score 33.1
Median 57.6



For more information regarding the Millennium Challenge Account Selection Process and these indicators, please consult MCC's website www.mcc.gov/selection

Sudan FY20

Population 41,802,000

GNI/Cap \$1,560

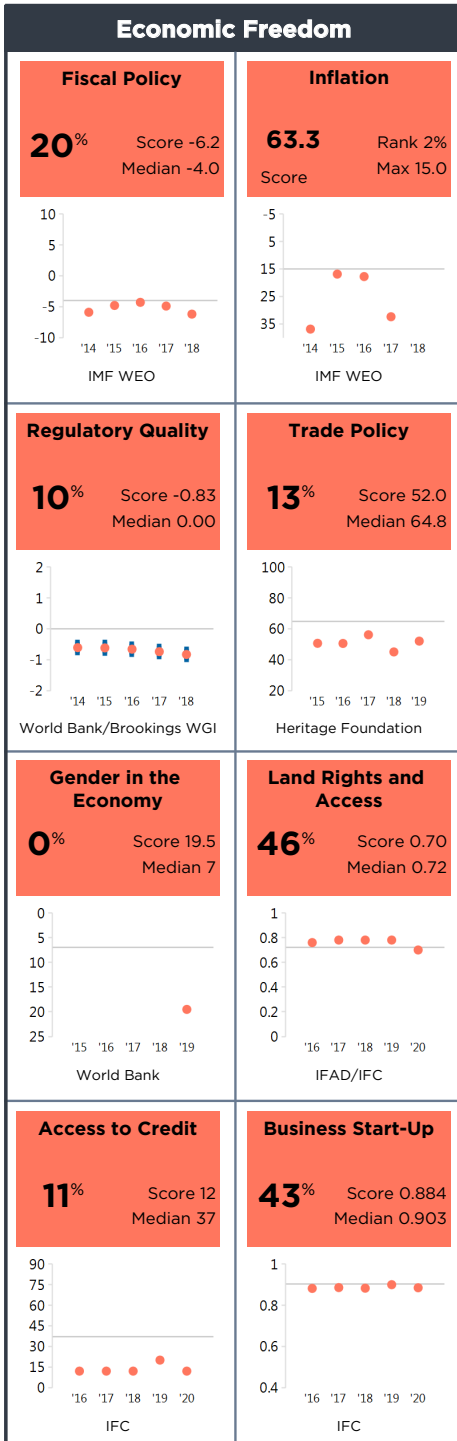
Category GNI/Cap ≤ \$1,925

Half Scorecard Passed X

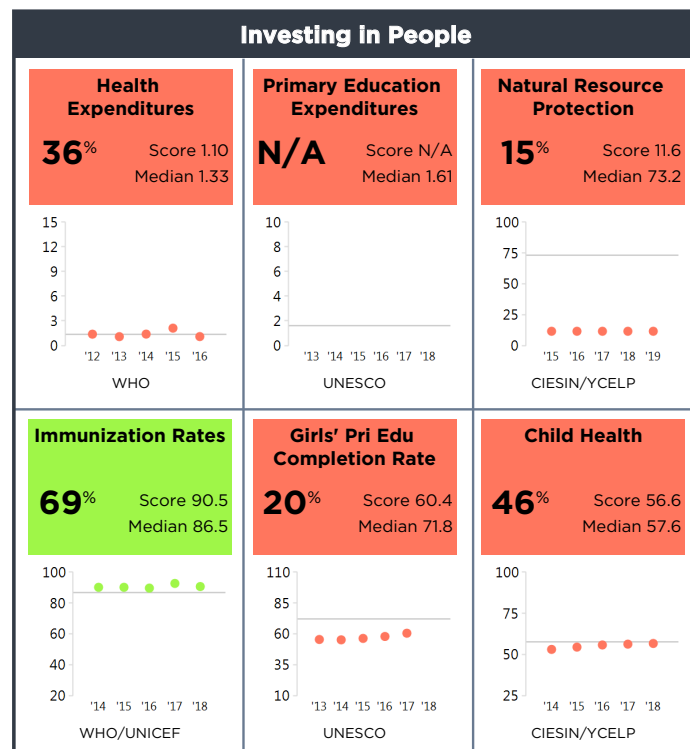
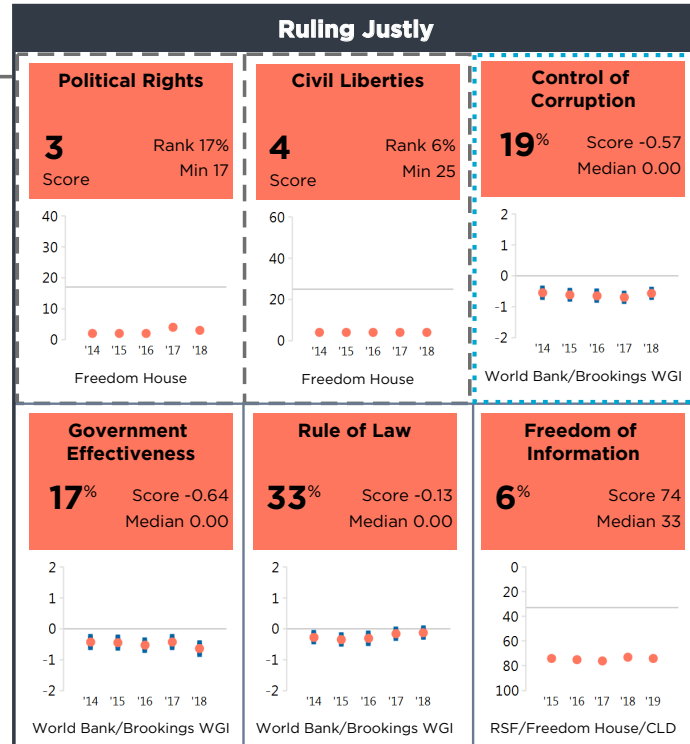
Control of Corruption X

Democratic Rights X

Sudan



For more information regarding the Millennium Challenge Account Selection Process and these indicators, please consult MCC's website www.mcc.gov/selection



Syrian Arab Republic FY20

Population 16,906,000

GNI/Cap

Category GNI/Cap ≤ \$1,925

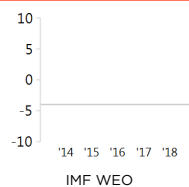
Half Scorecard Passed **X**Control of Corruption **X**Democratic Rights **X**

Syrian Arab Republic

Economic Freedom

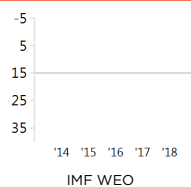
Fiscal Policy

N/A Score N/A
Median -4.0



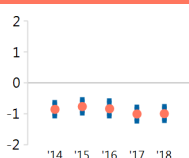
Inflation

N/A Rank N/A
Max 15.0



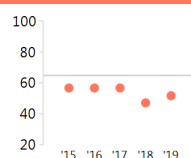
Regulatory Quality

8% Score -1.00
Median 0.00



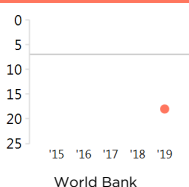
Trade Policy

11% Score 51.6
Median 64.8



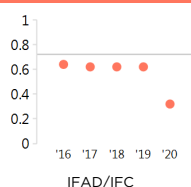
Gender in the Economy

2% Score 18
Median 7



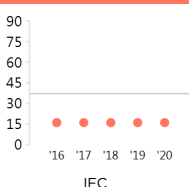
Land Rights and Access

2% Score 0.32
Median 0.72



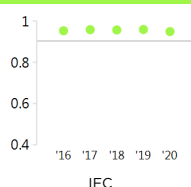
Access to Credit

17% Score 16
Median 37



Business Start-Up

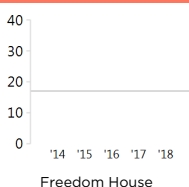
68% Score 0.948
Median 0.903



Ruling Justly

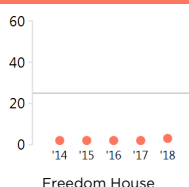
Political Rights

-3 Rank 0%
Score Min 17



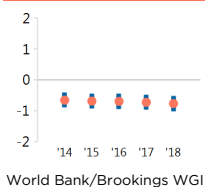
Civil Liberties

3 Rank 2%
Score Min 25



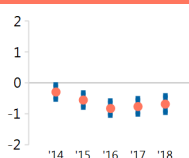
Control of Corruption

6% Score -0.77
Median 0.00



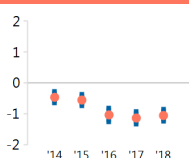
Government Effectiveness

13% Score -0.69
Median 0.00



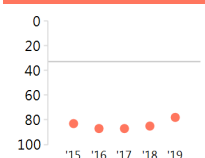
Rule of Law

2% Score -1.06
Median 0.00



Freedom of Information

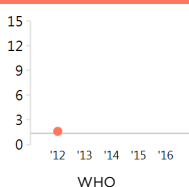
4% Score 78
Median 33



Investing in People

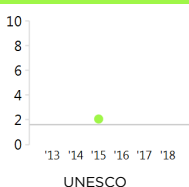
Health Expenditures

N/A Score N/A
Median 1.33



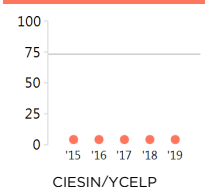
Primary Education Expenditures

74% Score 2.07
Median 1.61



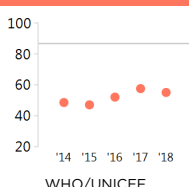
Natural Resource Protection

8% Score 4.1
Median 73.2



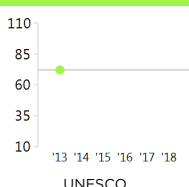
Immunization Rates

10% Score 55.0
Median 86.5



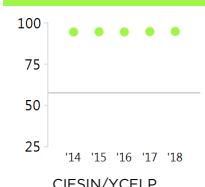
Girls' Pri Edu Completion Rate

51% Score 71.9
Median 71.8



Child Health

100% Score 94.8
Median 57.6



For more information regarding the Millennium Challenge Account Selection Process and these indicators, please consult MCC's website www.mcc.gov/selection

Tajikistan FY20

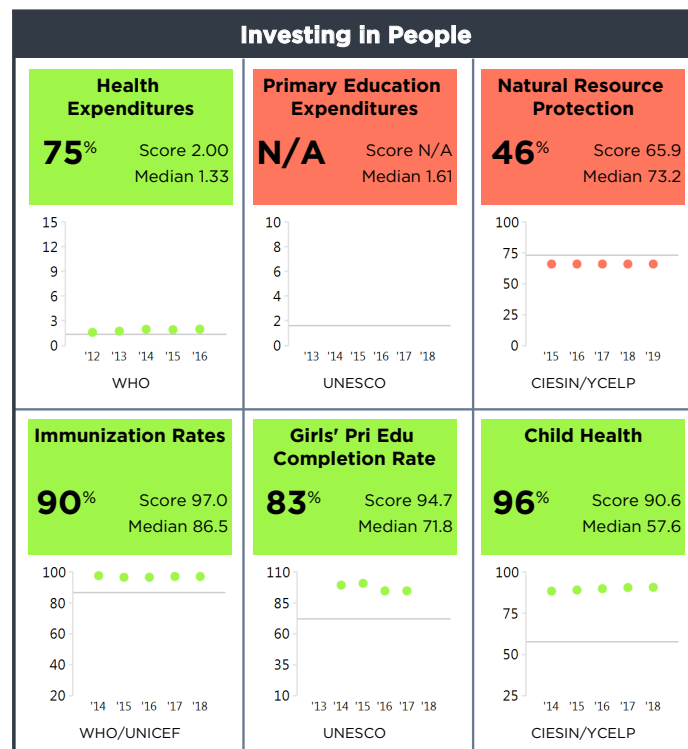
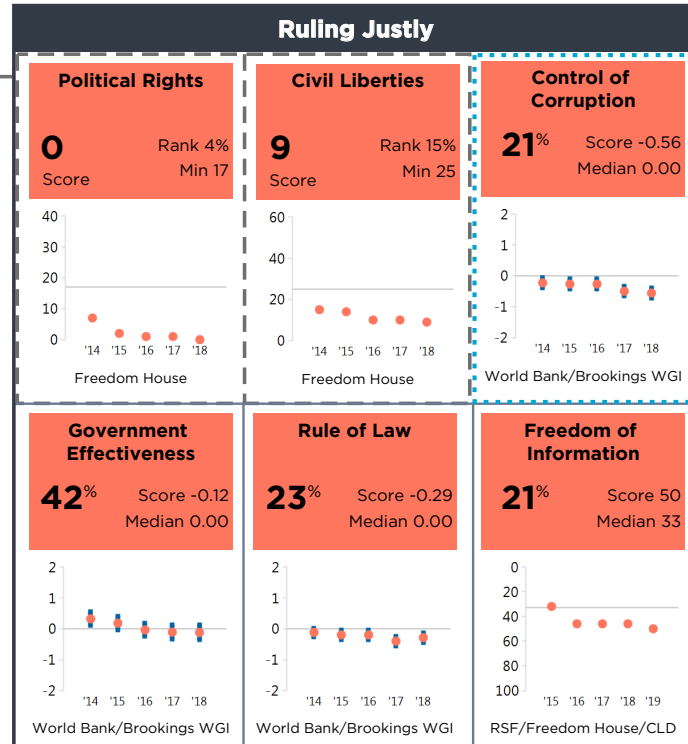
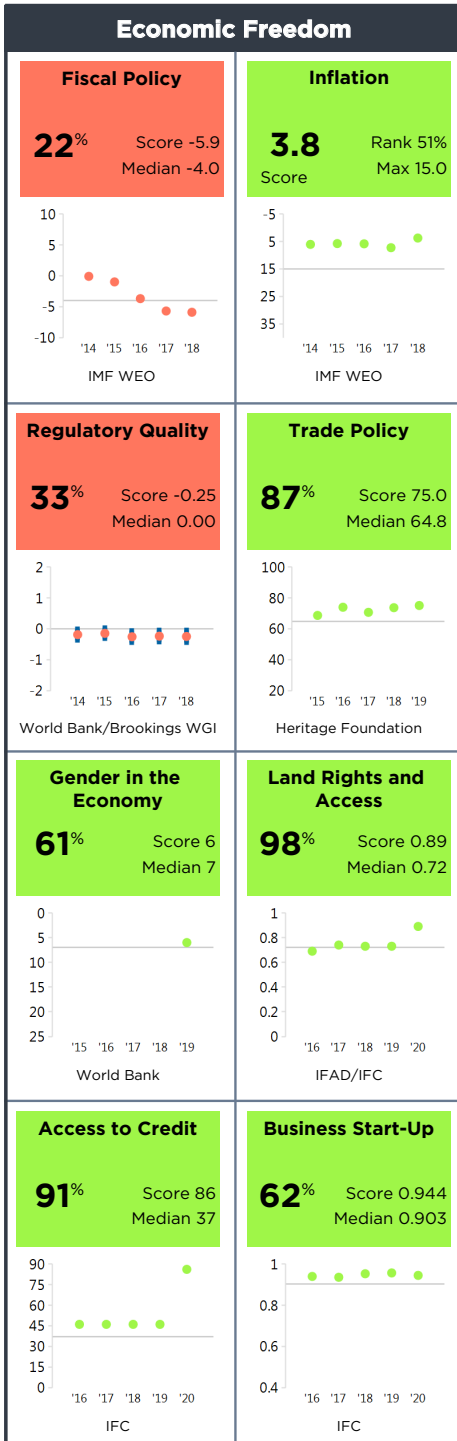
Population 9,101,000

GNI/Cap \$1,010

Category GNI/Cap ≤ \$1,925

Half Scorecard Passed ✓Control of Corruption XDemocratic Rights X

Tajikistan



Tanzania FY20

Population 56,318,000

GNI/Cap \$1,020

Category GNI/Cap ≤ \$1,925

Half Scorecard Passed ✓

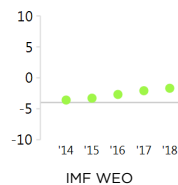
Control of Corruption ✓

Democratic Rights ✓

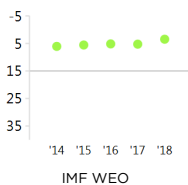
Tanzania

Economic Freedom

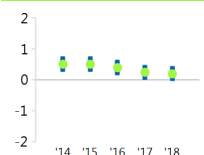
Fiscal Policy

78% Score -1.7
Median -4.0

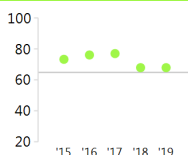
Inflation

3.5 Rank 53%
Score Max 15.0

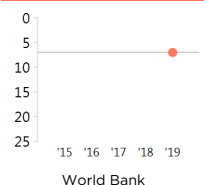
Regulatory Quality

75% Score 0.19
Median 0.00

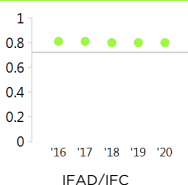
Trade Policy

63% Score 67.8
Median 64.8

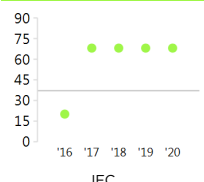
Gender in the Economy

50% Score 7
Median 7

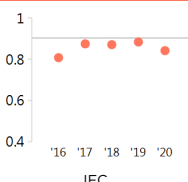
Land Rights and Access

83% Score 0.80
Median 0.72

Access to Credit

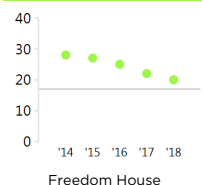
77% Score 68
Median 37

Business Start-Up

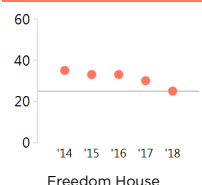
30% Score 0.841
Median 0.903

Ruling Justly

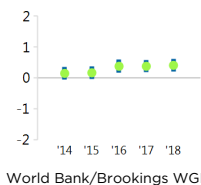
Political Rights

20 Rank 69%
Score Min 17

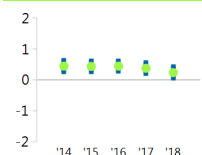
Civil Liberties

25 Rank 50%
Score Min 25

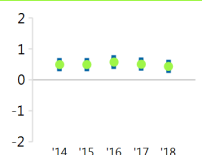
Control of Corruption

88% Score 0.40
Median 0.00

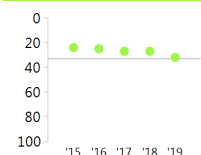
Government Effectiveness

65% Score 0.23
Median 0.00

Rule of Law

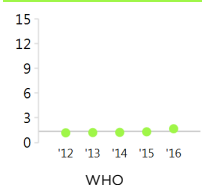
77% Score 0.43
Median 0.00

Freedom of Information

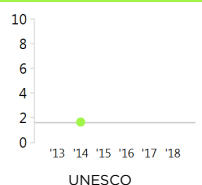
56% Score 32
Median 33

Investing in People

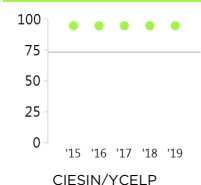
Health Expenditures

61% Score 1.68
Median 1.33

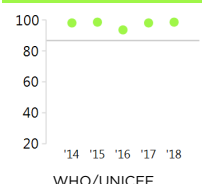
Primary Education Expenditures

53% Score 1.66
Median 1.61

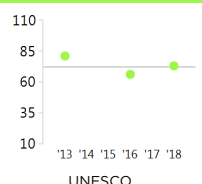
Natural Resource Protection

73% Score 94.4
Median 73.2

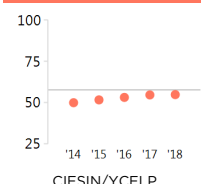
Immunization Rates

100% Score 98.5
Median 86.5

Girls' Pri Edu Completion Rate

54% Score 72.8
Median 71.8

Child Health

44% Score 54.7
Median 57.6For more information regarding the Millennium Challenge Account Selection Process and these indicators, please consult MCC's website www.mcc.gov/selection

Timor-Leste FY20

Population 1,268,000

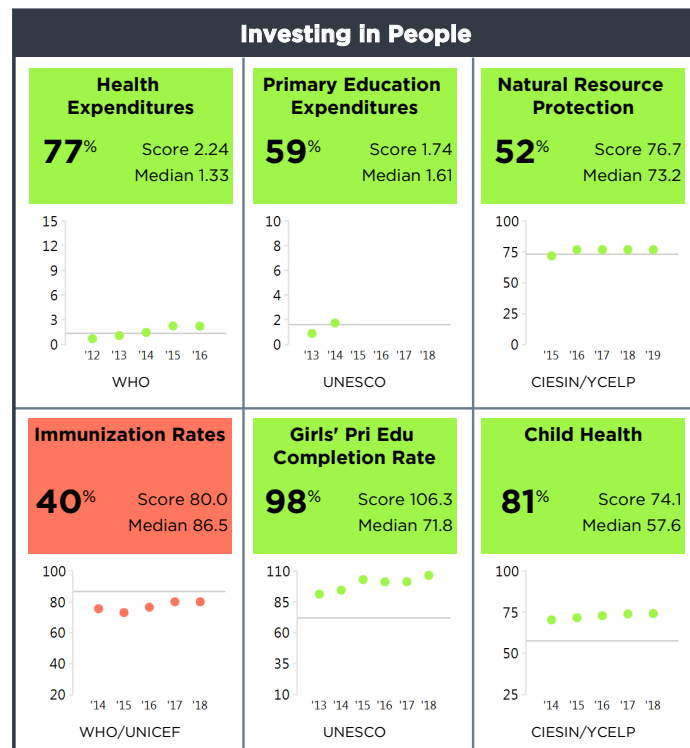
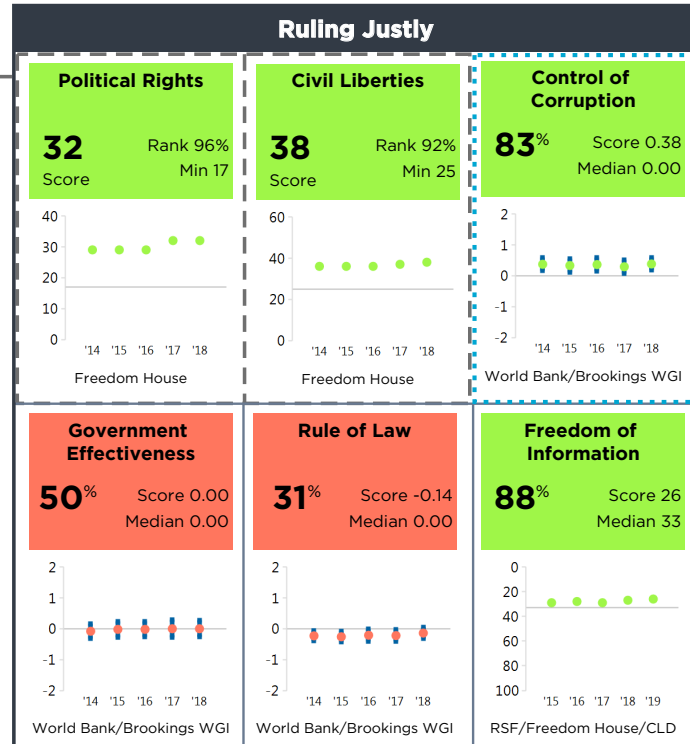
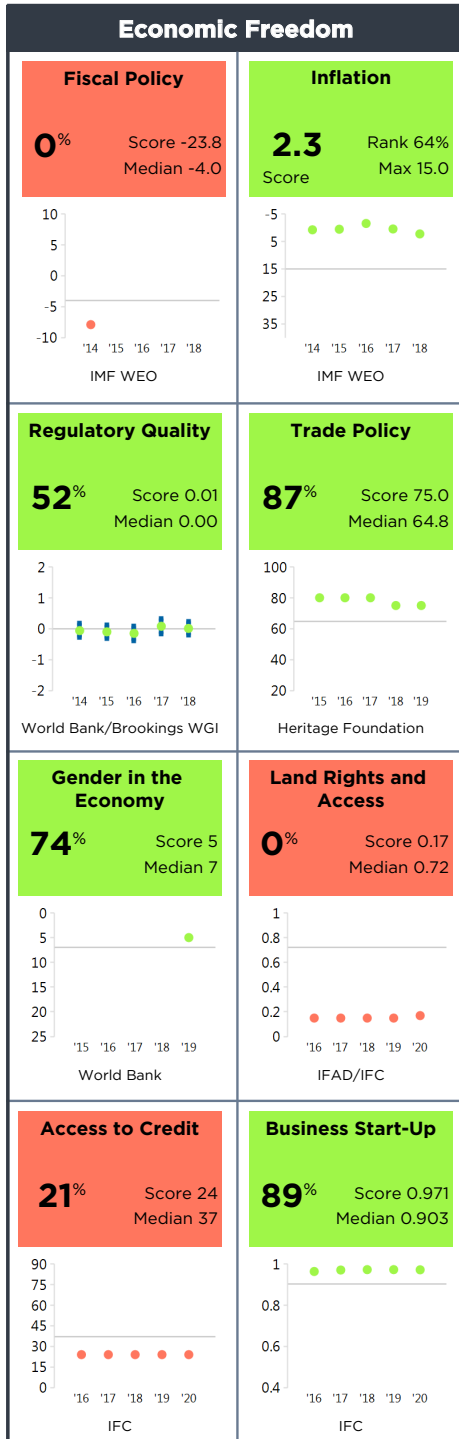
GNI/Cap \$1,820

Category GNI/Cap ≤ \$1,925

Half Scorecard Passed ✓

Control of Corruption ✓

Democratic Rights ✓



For more information regarding the Millennium Challenge Account Selection Process and these indicators, please consult MCC's website www.mcc.gov/selection

Togo FY20

Population 7,889,000

GNI/Cap \$650

Category GNI/Cap ≤ \$1,925

Half Scorecard Passed ✓

Control of Corruption ✓

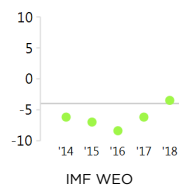
Democratic Rights ✓

Togo

Economic Freedom

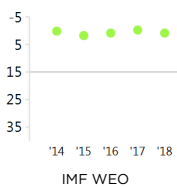
Fiscal Policy

60% Score -3.5
Median -4.0



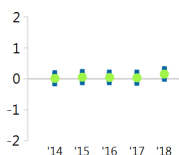
Inflation

0.9 Rank 89%
Score Max 15.0



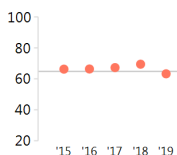
Regulatory Quality

67% Score 0.15
Median 0.00



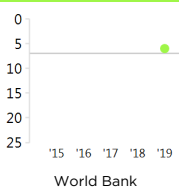
Trade Policy

39% Score 63.2
Median 64.8



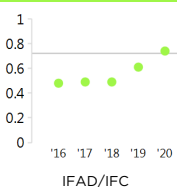
Gender in the Economy

61% Score 6
Median 7



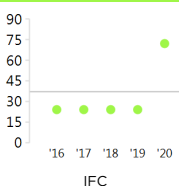
Land Rights and Access

63% Score 0.74
Median 0.72



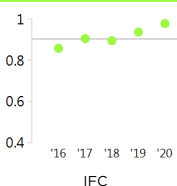
Access to Credit

81% Score 72
Median 37



Business Start-Up

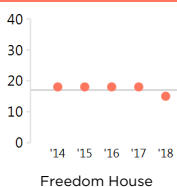
96% Score 0.977
Median 0.903



Ruling Justly

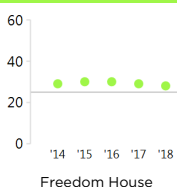
Political Rights

15 Rank 48%
Score Min 17



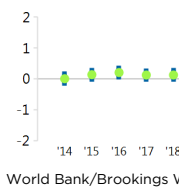
Civil Liberties

28 Rank 65%
Score Min 25



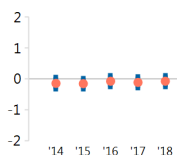
Control of Corruption

65% Score 0.12
Median 0.00



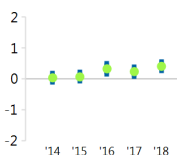
Government Effectiveness

46% Score -0.08
Median 0.00



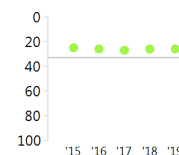
Rule of Law

71% Score 0.40
Median 0.00



Freedom of Information

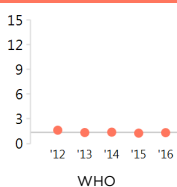
94% Score 26
Median 33



Investing in People

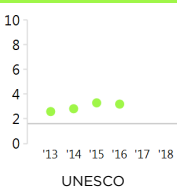
Health Expenditures

50% Score 1.33
Median 1.33



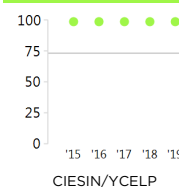
Primary Education Expenditures

97% Score 3.19
Median 1.61



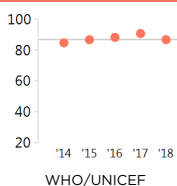
Natural Resource Protection

77% Score 98.5
Median 73.2



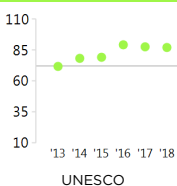
Immunization Rates

50% Score 86.5
Median 86.5



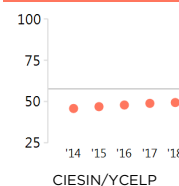
Girls' Pri Edu Completion Rate

71% Score 86.9
Median 71.8



Child Health

27% Score 49.3
Median 57.6



For more information regarding the Millennium Challenge Account Selection Process and these indicators, please consult MCC's website www.mcc.gov/selection

Uganda FY20

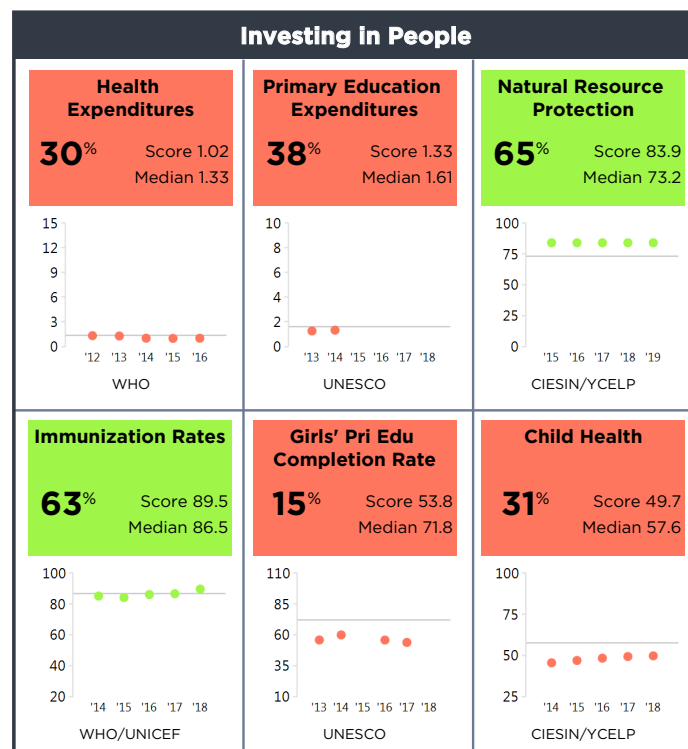
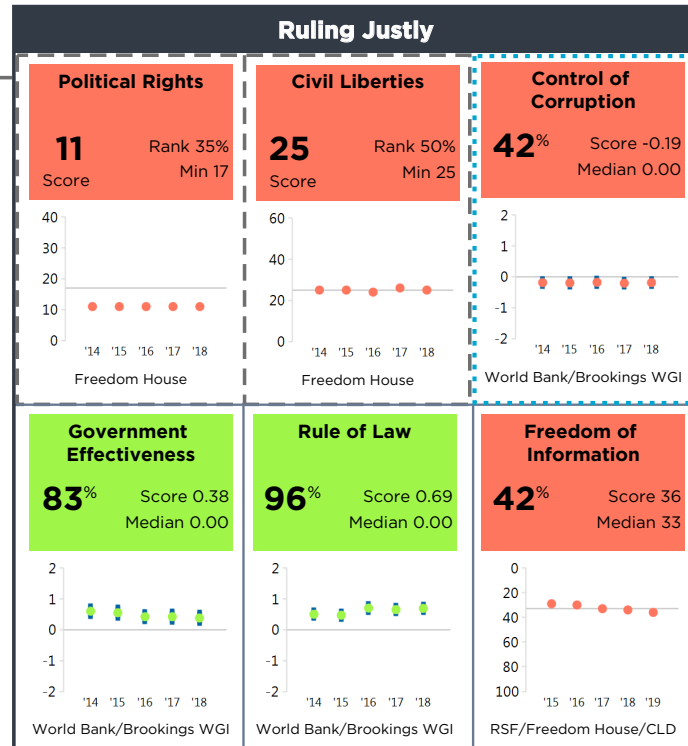
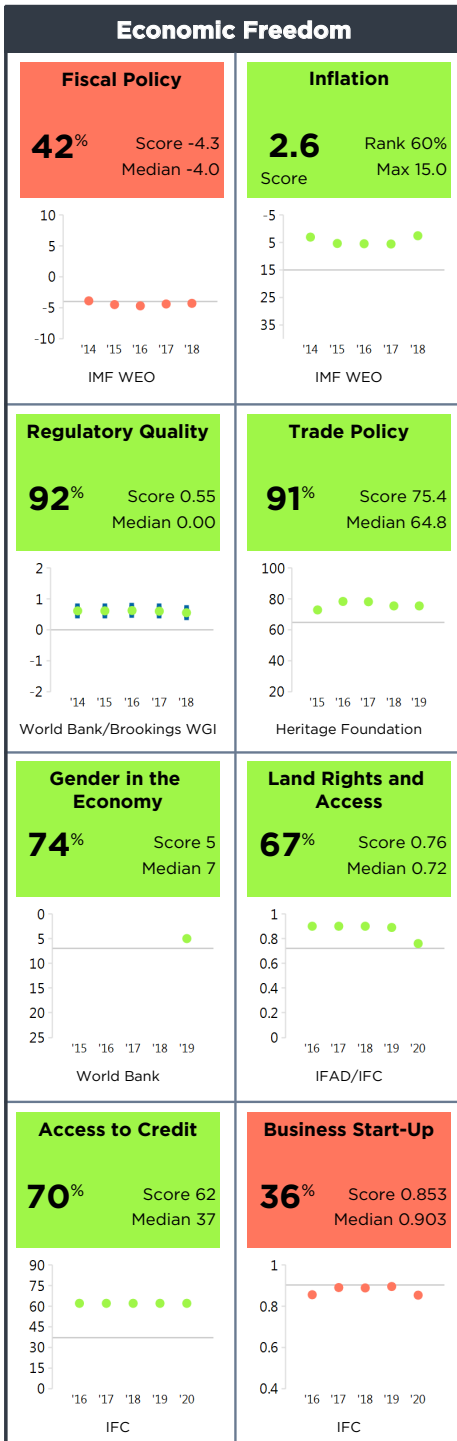
Population 42,723,000

GNI/Cap \$620

Category GNI/Cap ≤ \$1,925

Half Scorecard Passed ✓Control of Corruption XDemocratic Rights X

Uganda



Yemen, Rep. FY20

Population 28,499,000

GNI/Cap \$960

Category GNI/Cap ≤ \$1,925

Half Scorecard Passed X

Control of Corruption X

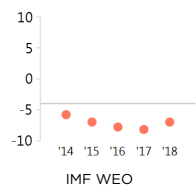
Democratic Rights X

Yemen, Rep

Economic Freedom

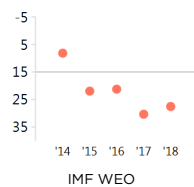
Fiscal Policy

13% Score -7.0
Median -4.0



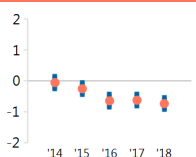
Inflation

27.6 Rank 7%
Score Max 15.0



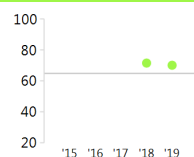
Regulatory Quality

15% Score -0.74
Median 0.00



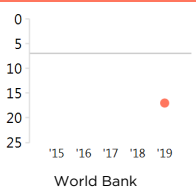
Trade Policy

74% Score 70.0
Median 64.8



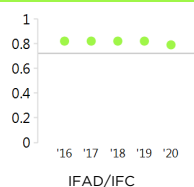
Gender in the Economy

7% Score 17
Median 7



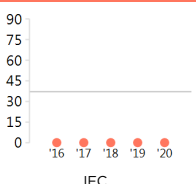
Land Rights and Access

80% Score 0.79
Median 0.72



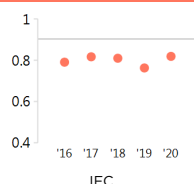
Access to Credit

0% Score 0
Median 37



Business Start-Up

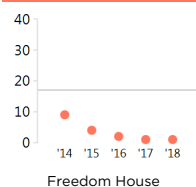
23% Score 0.818
Median 0.903



Ruling Justly

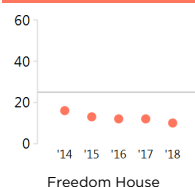
Political Rights

1 Rank 8%
Score Min 17



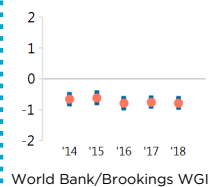
Civil Liberties

10 Rank 17%
Score Min 25



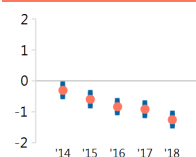
Control of Corruption

4% Score -0.79
Median 0.00



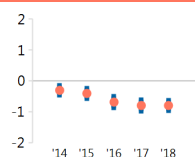
Government Effectiveness

2% Score -1.26
Median 0.00



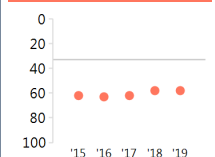
Rule of Law

6% Score -0.80
Median 0.00



Freedom of Information

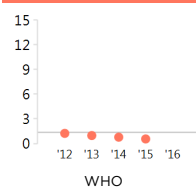
8% Score 58
Median 33



Investing in People

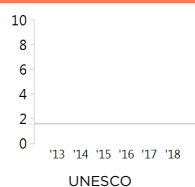
Health Expenditures

N/A Score N/A
Median 1.33



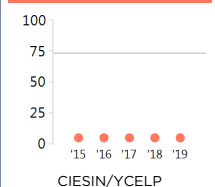
Primary Education Expenditures

N/A Score N/A
Median 1.61



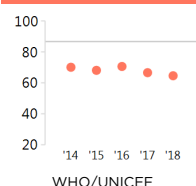
Natural Resource Protection

10% Score 4.7
Median 73.2



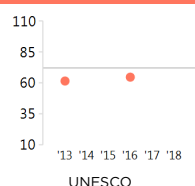
Immunization Rates

13% Score 64.5
Median 86.5



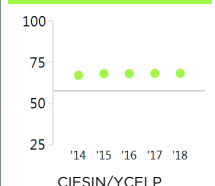
Girls' Pri Edu Completion Rate

32% Score 64.5
Median 71.8



Child Health

73% Score 68.2
Median 57.6



For more information regarding the Millennium Challenge Account Selection Process and these indicators, please consult MCC's website www.mcc.gov/selection

Zambia FY20

Population 17,352,000

GNI/Cap \$1,430

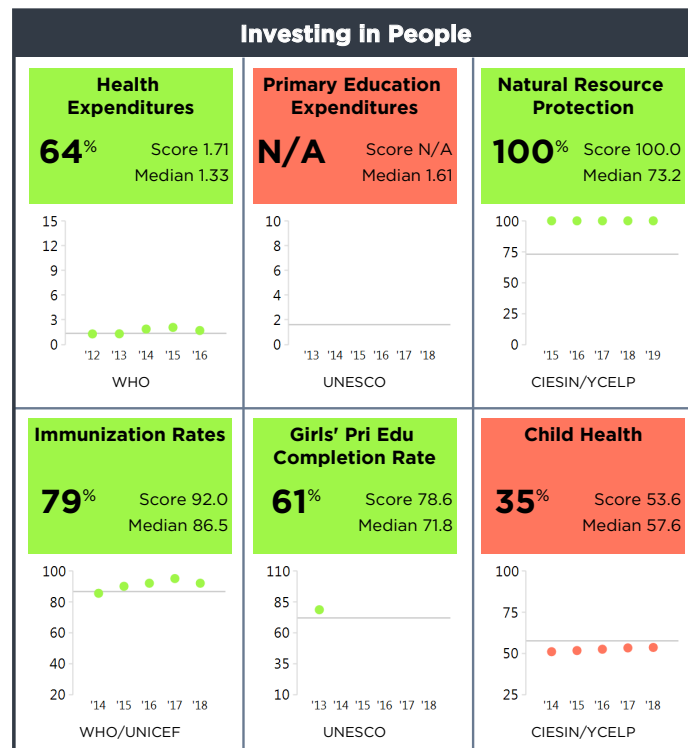
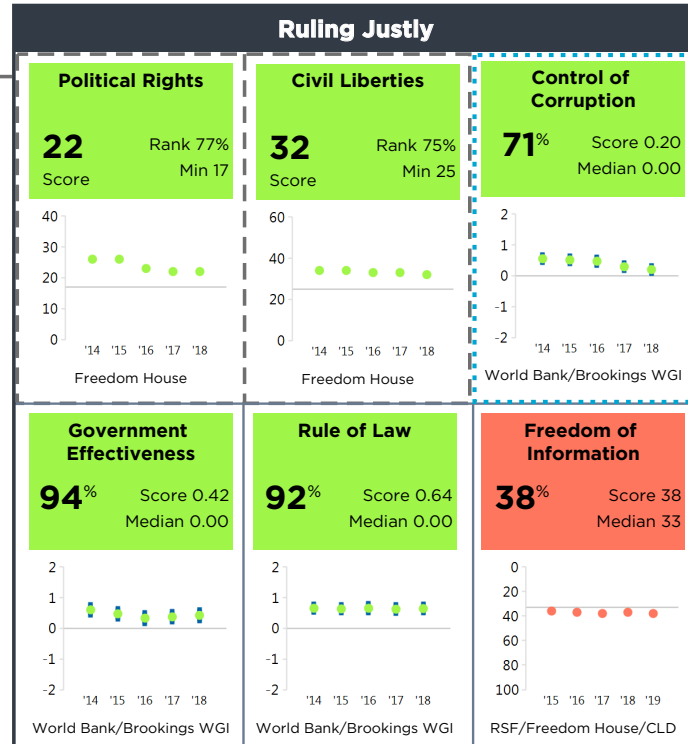
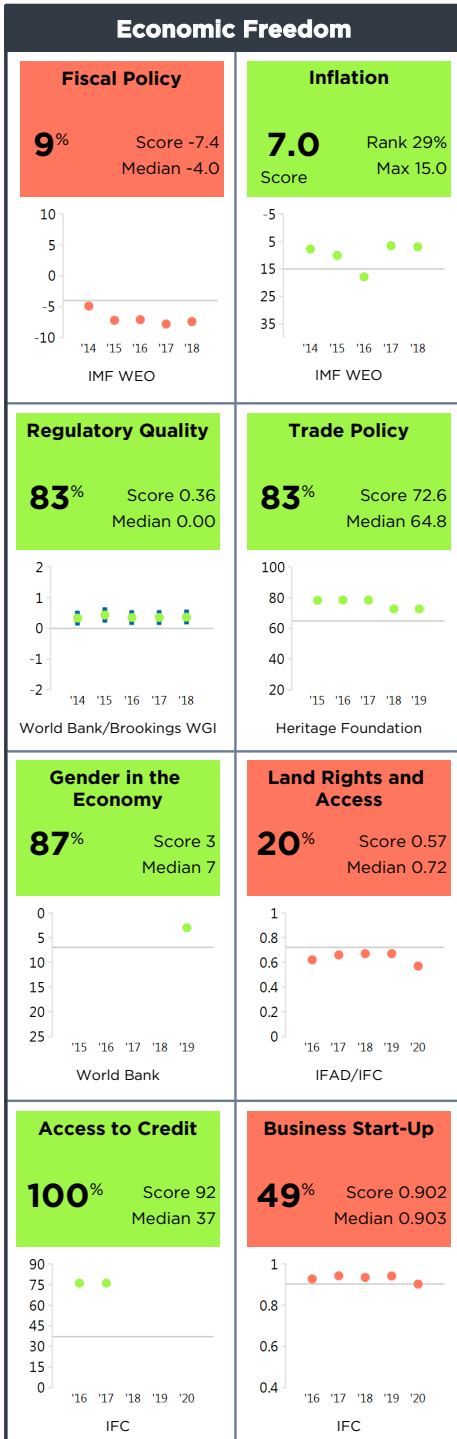
Category GNI/Cap ≤ \$1,925

Half Scorecard Passed ✓

Control of Corruption ✓

Democratic Rights ✓

Zambia



Zimbabwe FY20

Population 14,439,000

GNI/Cap \$1,790

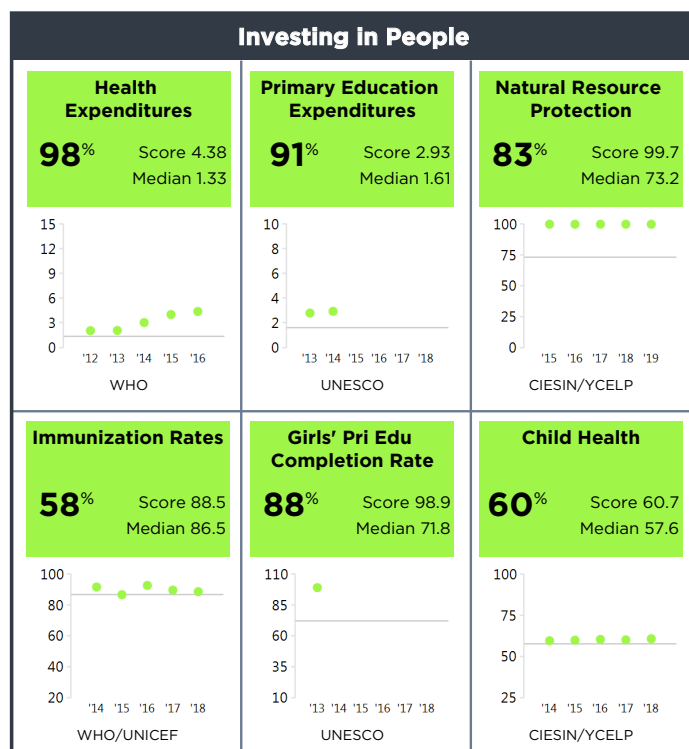
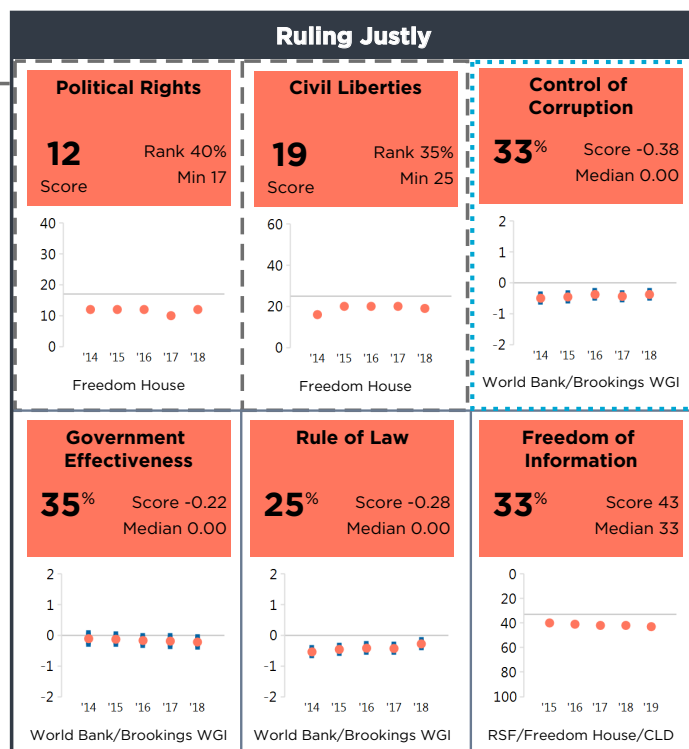
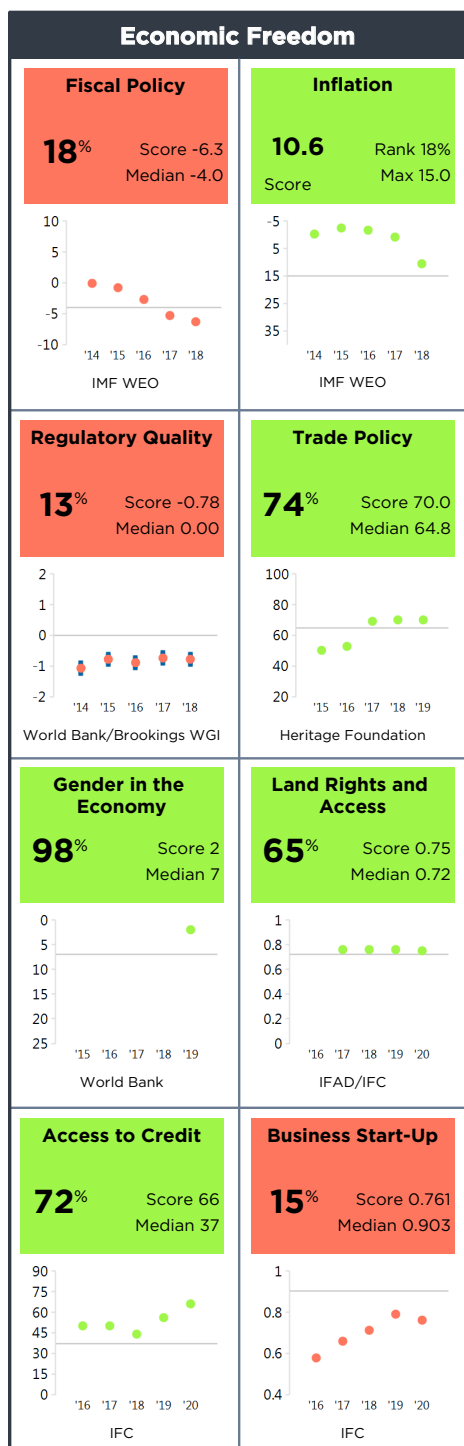
Category GNI/Cap ≤ \$1,925

Half Scorecard Passed ✓

Control of Corruption X

Democratic Rights X

Zimbabwe



Part 2:

Scorecards for Countries with GNI/Capita \$1,926–\$3,995



Angola FY20

Population 30,810,000

GNI/Cap \$3,370

Category GNI/Cap \$1,926 - \$3,995

Half Scorecard Passed X

Control of Corruption X

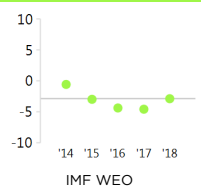
Democratic Rights X

Angola

Economic Freedom

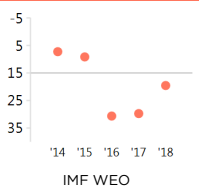
Fiscal Policy

52% Score -2.9
Median -2.9



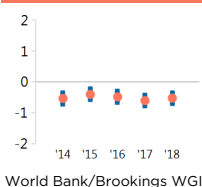
Inflation

19.6 Rank 4%
Score Max 15.0



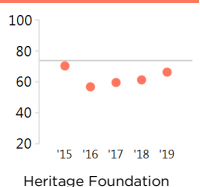
Regulatory Quality

4% Score -0.53
Median 0.00



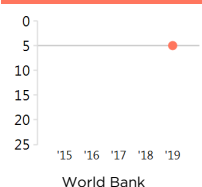
Trade Policy

22% Score 66.2
Median 73.7



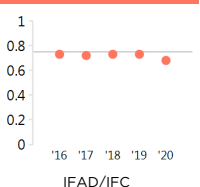
Gender in the Economy

50% Score 5
Median 5



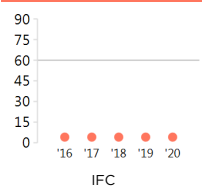
Land Rights and Access

20% Score 0.68
Median 0.75



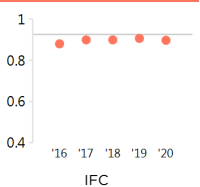
Access to Credit

0% Score 4
Median 60



Business Start-Up

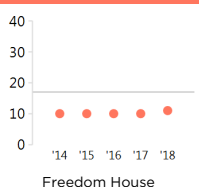
41% Score 0.896
Median 0.925



Ruling Justly

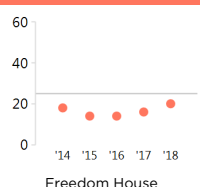
Political Rights

11 Rank 26%
Score Min 17



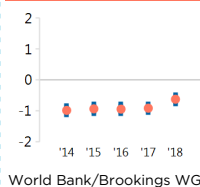
Civil Liberties

20 Rank 22%
Score Min 25



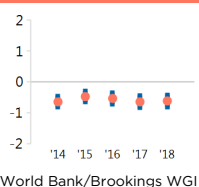
Control of Corruption

0% Score -0.63
Median 0.00



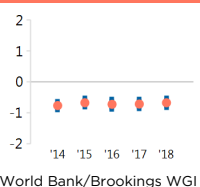
Government Effectiveness

4% Score -0.62
Median 0.00



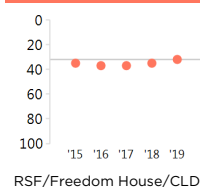
Rule of Law

7% Score -0.68
Median 0.00



Freedom of Information

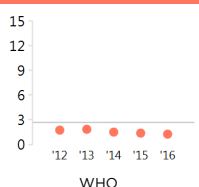
48% Score 32
Median 32



Investing in People

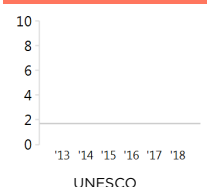
Health Expenditures

11% Score 1.27
Median 2.71



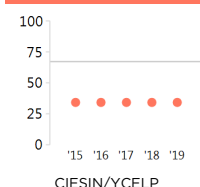
Primary Education Expenditures

N/A Score N/A
Median 1.69



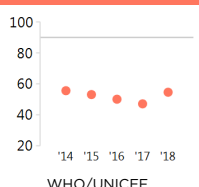
Natural Resource Protection

44% Score 34.1
Median 66.8



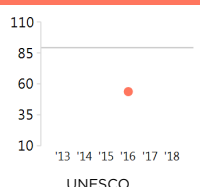
Immunization Rates

54.5 Rank 0%
Score Min 90.0



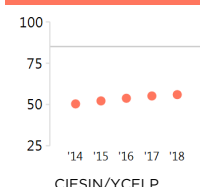
Girls' Sec Edu Enrollment Rate

4% Score 53.6
Median 89.1



Child Health

7% Score 55.9
Median 84.9



For more information regarding the Millennium Challenge Account Selection Process and these indicators, please consult MCC's website www.mcc.gov/selection

Bhutan FY20

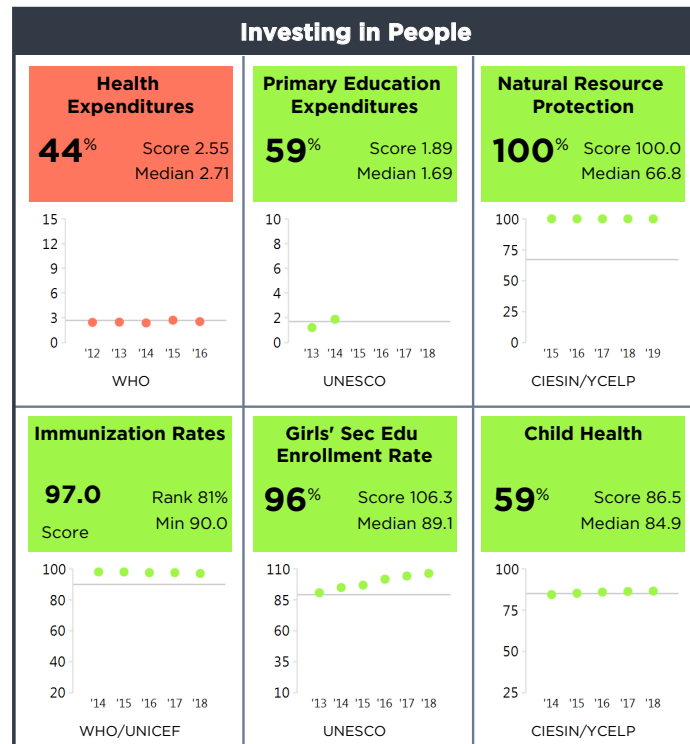
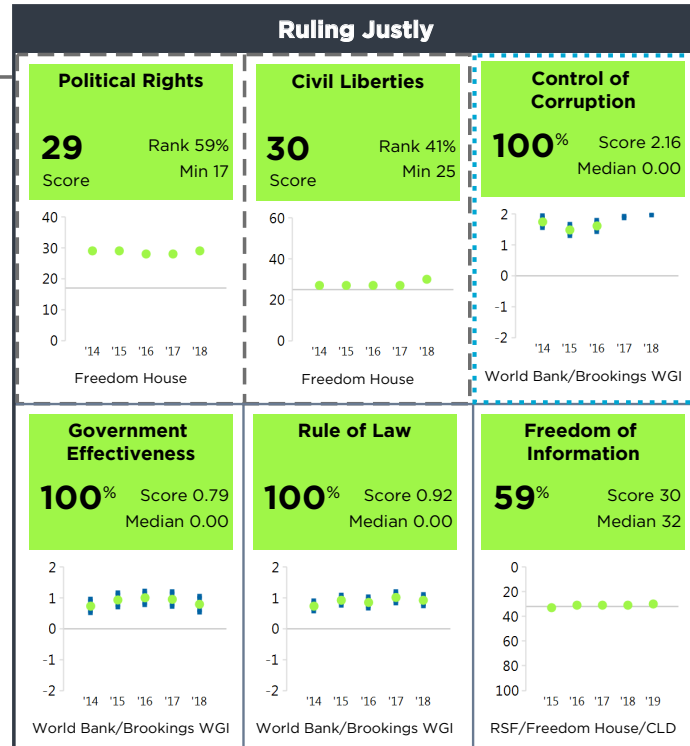
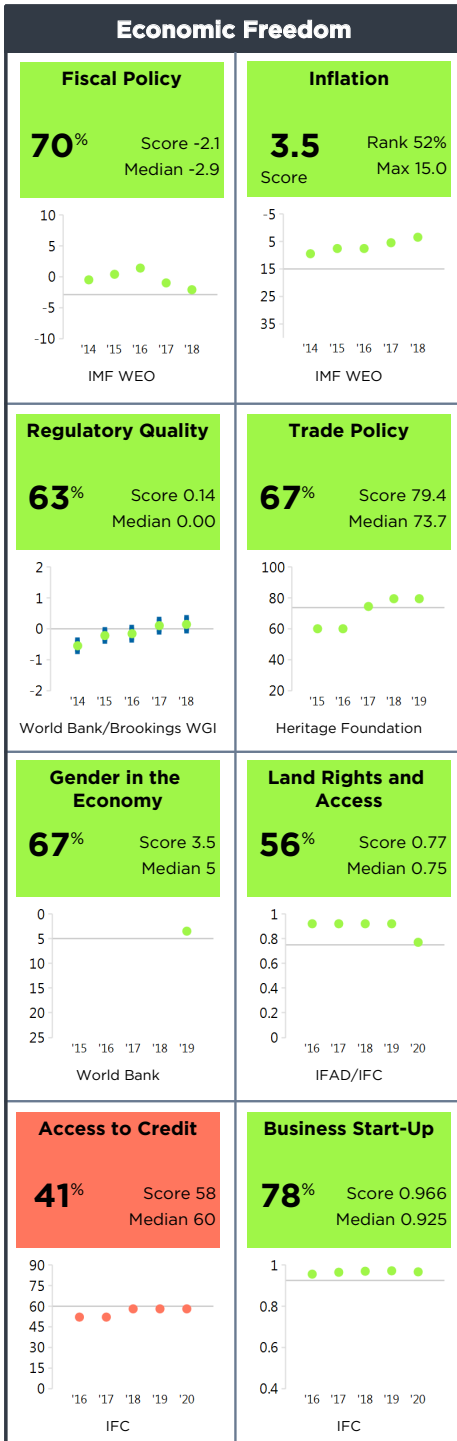
Population 754,000

GNI/Cap \$3,080

Category GNI/Cap \$1,926 - \$3,995

Half Scorecard Passed Control of Corruption Democratic Rights 

Bhutan



Bolivia FY20

Population 11,353,000

GNI/Cap \$3,370

Category GNI/Cap \$1,926 - \$3,995

Half Scorecard Passed ✓

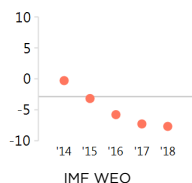
Control of Corruption X

Democratic Rights ✓

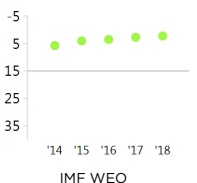
Bolivia

Economic Freedom

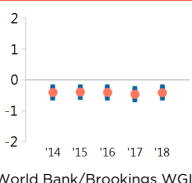
Fiscal Policy

7% Score -7.7
Median -2.9

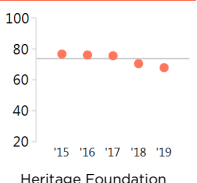
Inflation

2.3 Rank 74%
Score Max 15.0

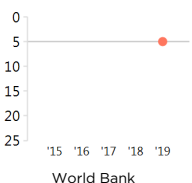
Regulatory Quality

11% Score -0.42
Median 0.00

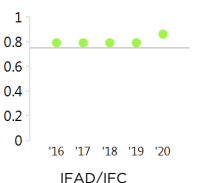
Trade Policy

33% Score 67.8
Median 73.7

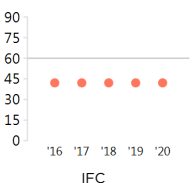
Gender in the Economy

50% Score 5
Median 5

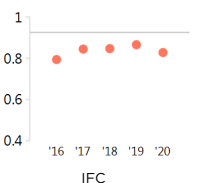
Land Rights and Access

88% Score 0.86
Median 0.75

Access to Credit

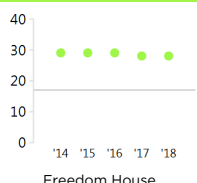
22% Score 42
Median 60

Business Start-Up

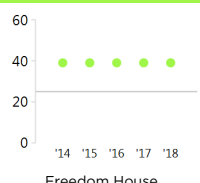
11% Score 0.827
Median 0.925

Ruling Justly

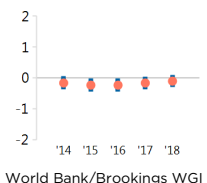
Political Rights

28 Rank 56%
Score Min 17

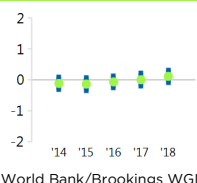
Civil Liberties

39 Rank 67%
Score Min 25

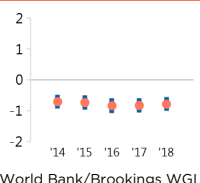
Control of Corruption

33% Score -0.11
Median 0.00

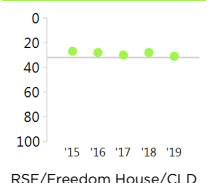
Government Effectiveness

56% Score 0.11
Median 0.00

Rule of Law

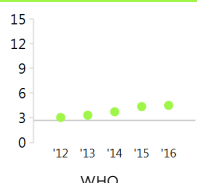
0% Score -0.79
Median 0.00

Freedom of Information

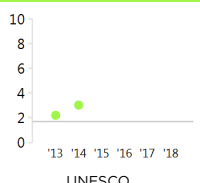
56% Score 31
Median 32

Investing in People

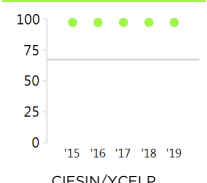
Health Expenditures

89% Score 4.51
Median 2.71

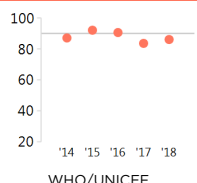
Primary Education Expenditures

94% Score 3.03
Median 1.69

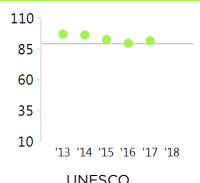
Natural Resource Protection

89% Score 97.1
Median 66.8

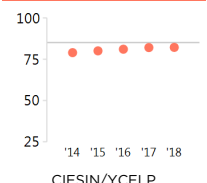
Immunization Rates

86.0 Rank 41%
Score Min 90.0

Girls' Sec Edu Enrollment Rate

58% Score 91.5
Median 89.1

Child Health

44% Score 82.1
Median 84.9

For more information regarding the Millennium Challenge Account Selection Process and these indicators, please consult MCC's website www.mcc.gov/selection

Cabo Verde FY20

Population 544,000

GNI/Cap \$3,450

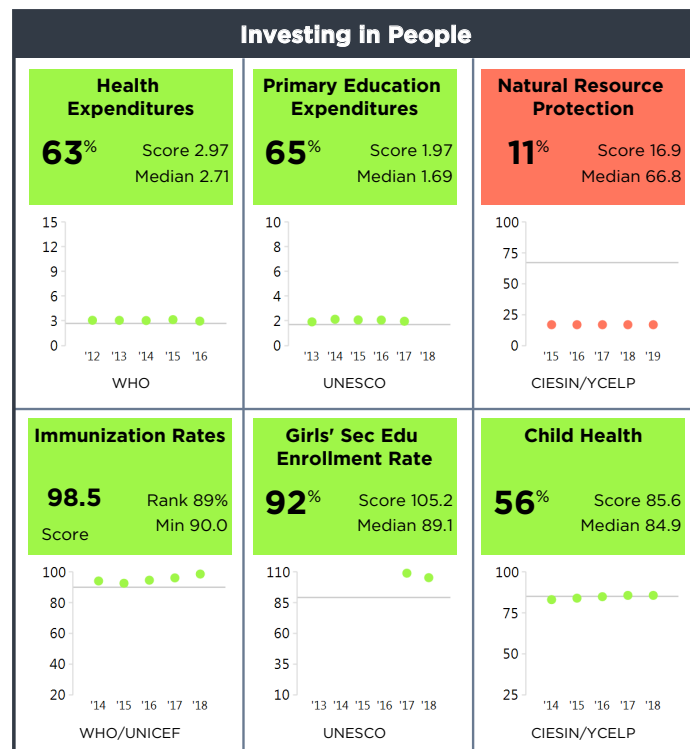
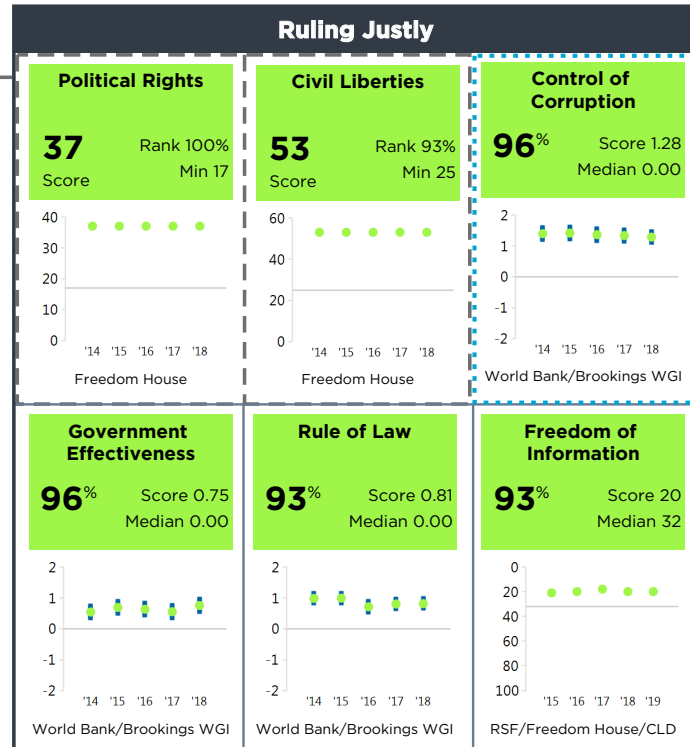
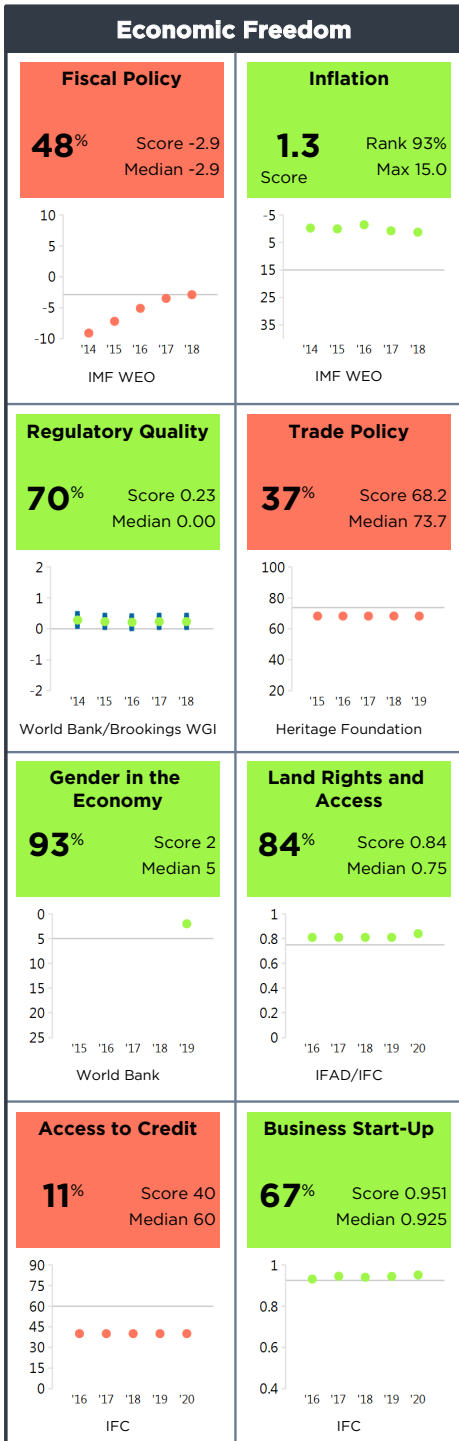
Category GNI/Cap \$1,926 - \$3,995

Half Scorecard Passed ✓

Control of Corruption ✓

Democratic Rights ✓

Cabo Verde



For more information regarding the Millennium Challenge Account Selection Process and these indicators, please consult MCC's website www.mcc.gov/selection

Djibouti FY20

Population 959,000

GNI/Cap \$2,180

Category GNI/Cap \$1,926 - \$3,995

Half Scorecard Passed X

Control of Corruption X

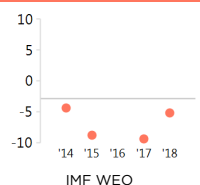
Democratic Rights X

Djibouti

Economic Freedom

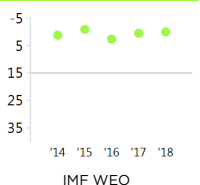
Fiscal Policy

26% Score -5.2
Median -2.9



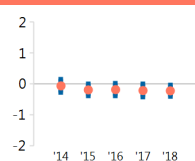
Inflation

0.1 Rank 100%
Score Max 15.0



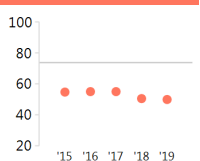
Regulatory Quality

33% Score -0.23
Median 0.00



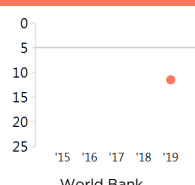
Trade Policy

7% Score 49.8
Median 73.7



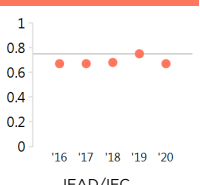
Gender in the Economy

0% Score 11.5
Median 5



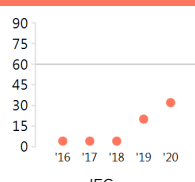
Land Rights and Access

16% Score 0.67
Median 0.75



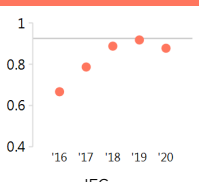
Access to Credit

7% Score 32
Median 60



Business Start-Up

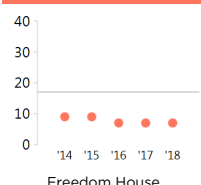
37% Score 0.877
Median 0.925



Ruling Justly

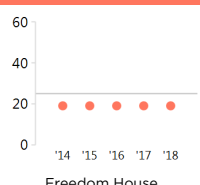
Political Rights

7 Rank 15%
Score Min 17



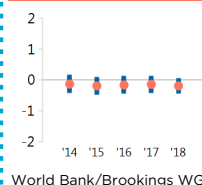
Civil Liberties

19 Rank 19%
Score Min 25



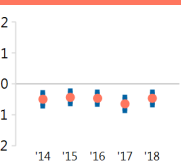
Control of Corruption

30% Score -0.20
Median 0.00



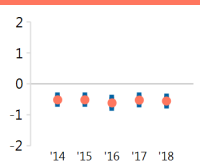
Government Effectiveness

11% Score -0.47
Median 0.00



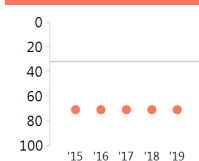
Rule of Law

19% Score -0.56
Median 0.00



Freedom of Information

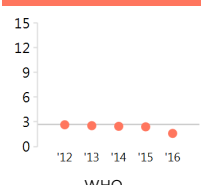
4% Score 71
Median 32



Investing in People

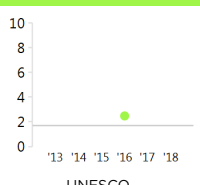
Health Expenditures

30% Score 1.60
Median 2.71



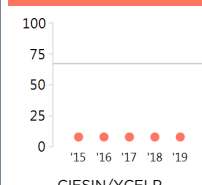
Primary Education Expenditures

82% Score 2.48
Median 1.69



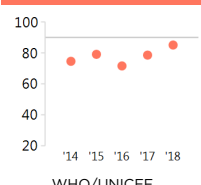
Natural Resource Protection

4% Score 7.8
Median 66.8



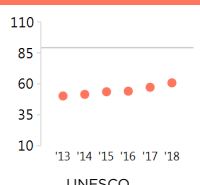
Immunization Rates

85.0 Rank 37%
Score Min 90.0



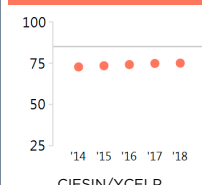
Girls' Sec Edu Enrollment Rate

8% Score 60.7
Median 89.1



Child Health

30% Score 75.0
Median 84.9



For more information regarding the Millennium Challenge Account Selection Process and these indicators, please consult MCC's website www.mcc.gov/selection

Egypt, Arab Rep. FY20

Population 98,424,000

GNI/Cap \$2,800

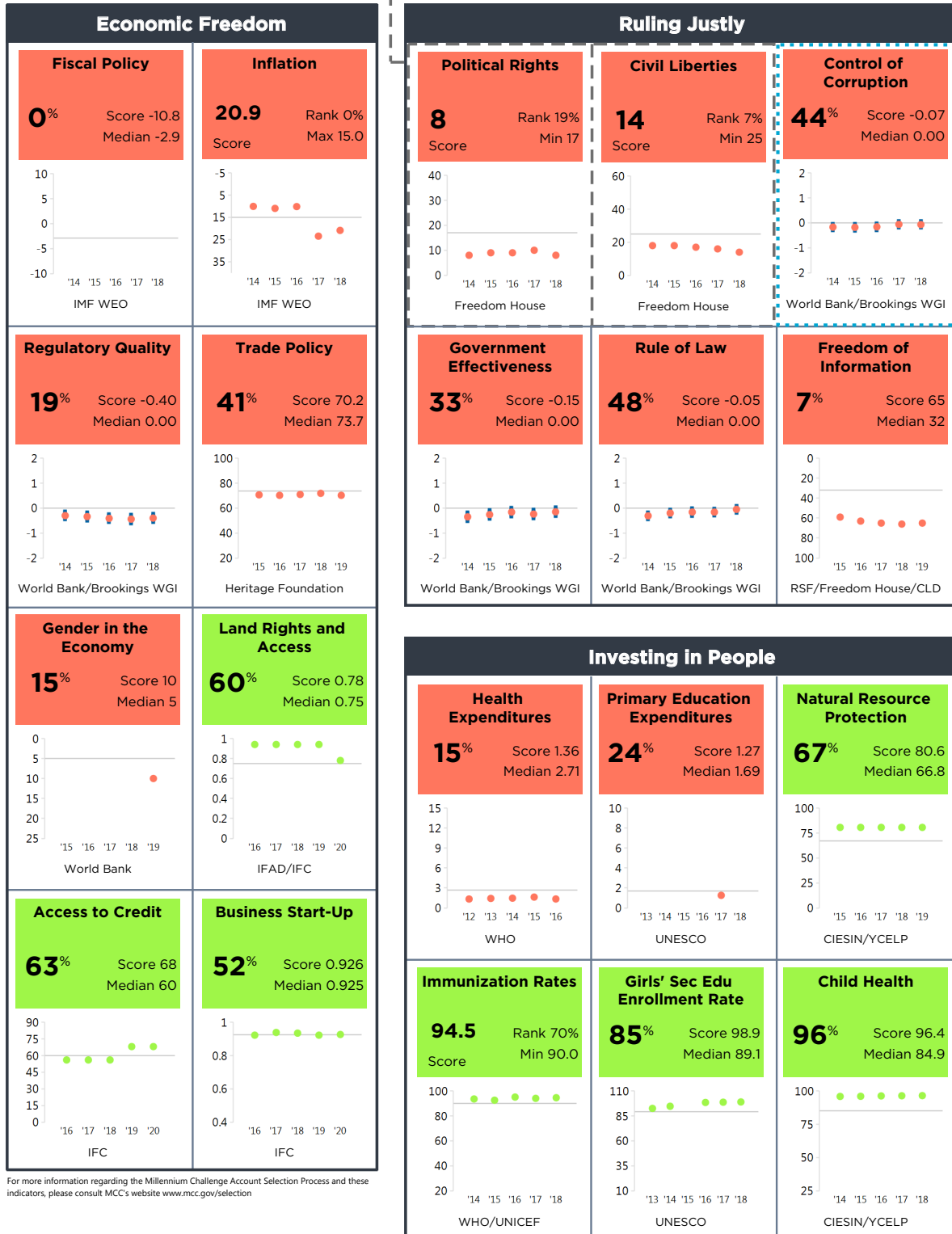
Category GNI/Cap \$1,926 - \$3,995

Half Scorecard Passed X

Control of Corruption X

Democratic Rights X

Egypt, Arab Rep.



El Salvador FY20

Population 6,421,000

GNI/Cap \$3,820

Category GNI/Cap \$1,926 - \$3,995

Half Scorecard Passed ✓

Control of Corruption X

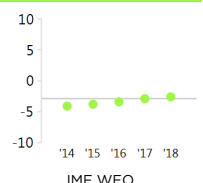
Democratic Rights ✓

El Salvador

Economic Freedom

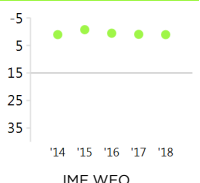
Fiscal Policy

56% Score -2.6
Median -2.9



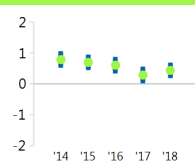
Inflation

1.1 Rank 96%
Score Max 15.0



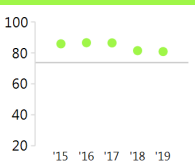
Regulatory Quality

93% Score 0.43
Median 0.00



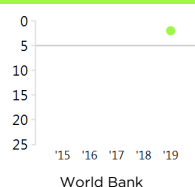
Trade Policy

81% Score 80.8
Median 73.7



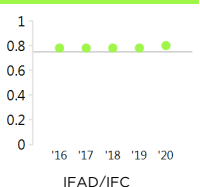
Gender in the Economy

93% Score 2
Median 5



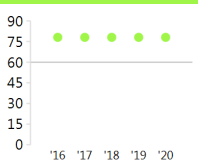
Land Rights and Access

72% Score 0.80
Median 0.75



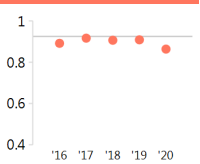
Access to Credit

81% Score 78
Median 60



Business Start-Up

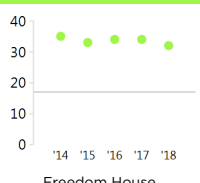
26% Score 0.863
Median 0.925



Ruling Justly

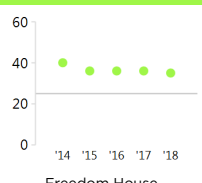
Political Rights

32 Rank 74%
Score Min 17



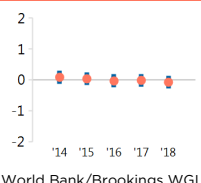
Civil Liberties

35 Rank 56%
Score Min 25



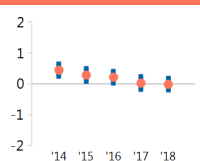
Control of Corruption

41% Score -0.08
Median 0.00



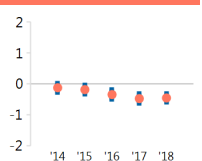
Government Effectiveness

48% Score -0.02
Median 0.00



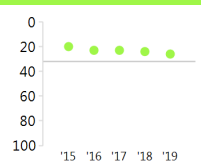
Rule of Law

30% Score -0.46
Median 0.00



Freedom of Information

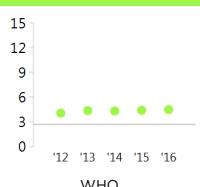
74% Score 26
Median 32



Investing in People

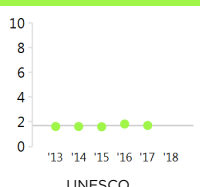
Health Expenditures

85% Score 4.49
Median 2.71



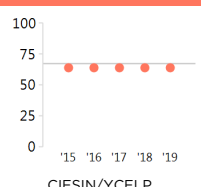
Primary Education Expenditures

53% Score 1.71
Median 1.69



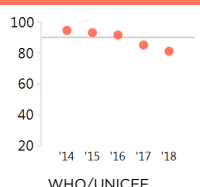
Natural Resource Protection

48% Score 63.7
Median 66.8



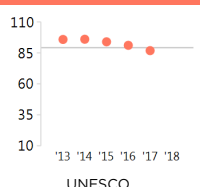
Immunization Rates

81.0 Rank 33%
Score Min 90.0



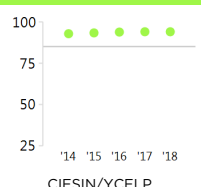
Girls' Sec Edu Enrollment Rate

38% Score 86.7
Median 89.1



Child Health

85% Score 94.0
Median 84.9



For more information regarding the Millennium Challenge Account Selection Process and these indicators, please consult MCC's website www.mcc.gov/selection

Eswatini FY20

Population 1,136,000

GNI/Cap \$3,850

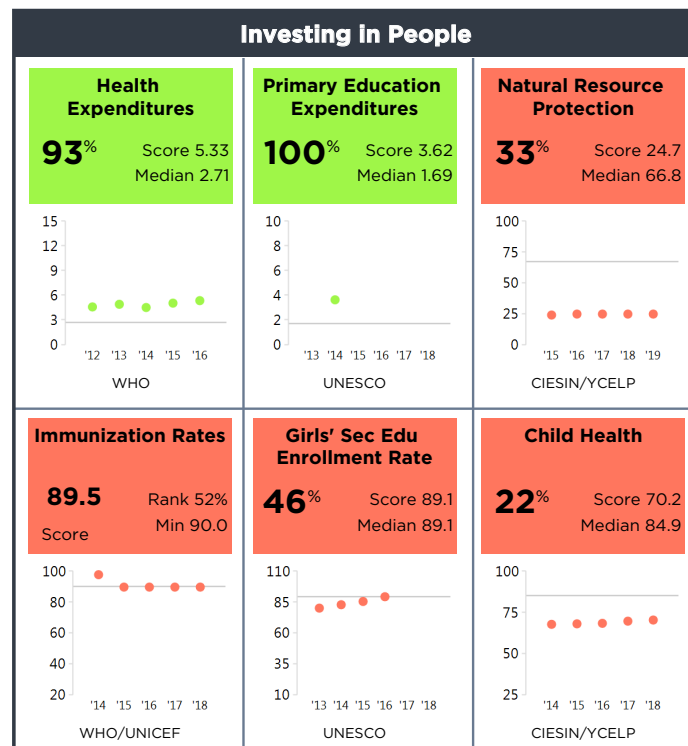
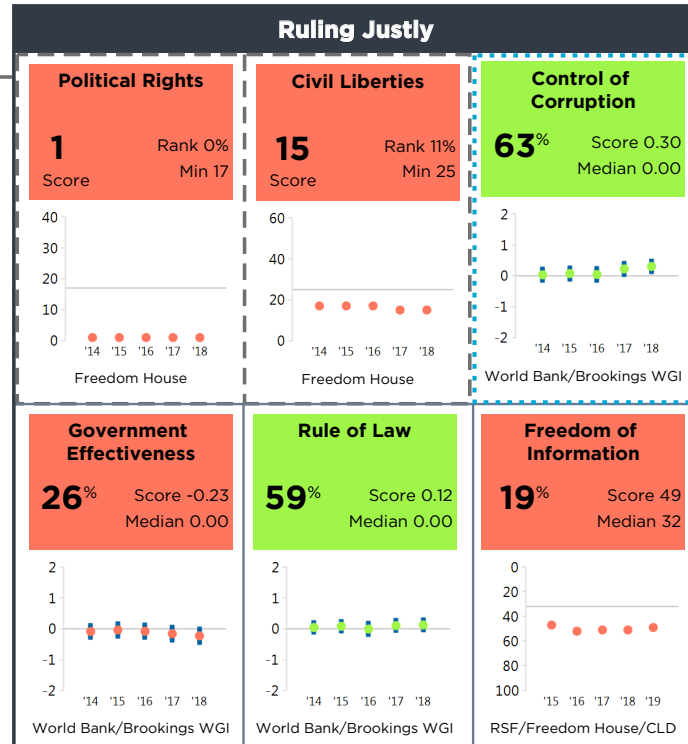
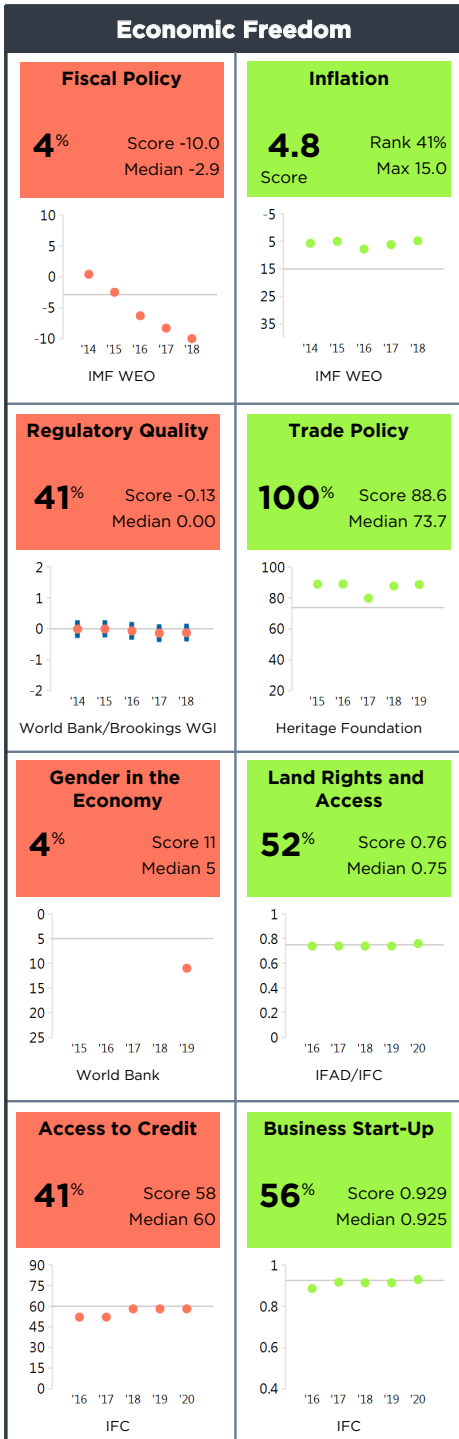
Category GNI/Cap \$1,926 - \$3,995

Half Scorecard Passed X

Control of Corruption ✓

Democratic Rights X

Eswatini



Ghana FY20

Population 29,767,000

GNI/Cap \$2,130

Category GNI/Cap \$1,926 - \$3,995

Half Scorecard Passed ✓

Control of Corruption ✓

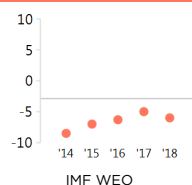
Democratic Rights ✓

Ghana

Economic Freedom

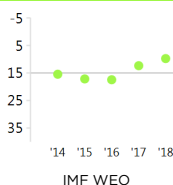
Fiscal Policy

15% Score -6.0
Median -2.9



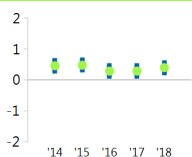
Inflation

9.8 Rank 19%
Score Max 15.0



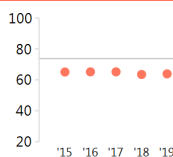
Regulatory Quality

81% Score 0.39
Median 0.00



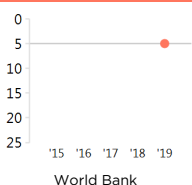
Trade Policy

19% Score 63.8
Median 73.7



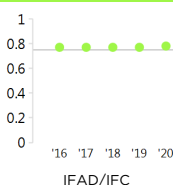
Gender in the Economy

50% Score 5
Median 5



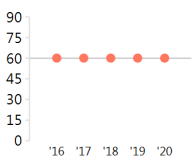
Land Rights and Access

64% Score 0.78
Median 0.75



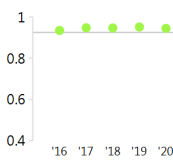
Access to Credit

50% Score 60
Median 60



Business Start-Up

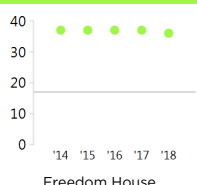
59% Score 0.944
Median 0.925



Ruling Justly

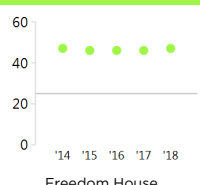
Political Rights

36 Rank 85%
Score Min 17



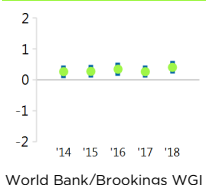
Civil Liberties

47 Rank 78%
Score Min 25



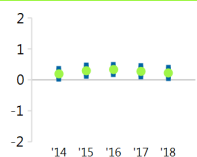
Control of Corruption

78% Score 0.40
Median 0.00



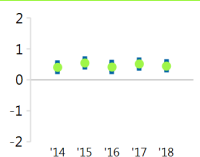
Government Effectiveness

67% Score 0.22
Median 0.00



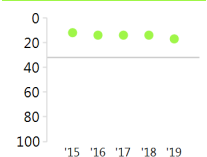
Rule of Law

85% Score 0.44
Median 0.00



Freedom of Information

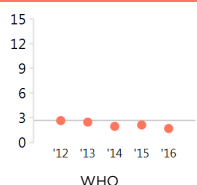
100% Score 17
Median 32



Investing in People

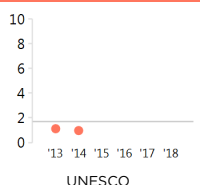
Health Expenditures

33% Score 1.71
Median 2.71



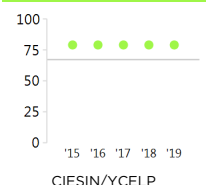
Primary Education Expenditures

0% Score 0.97
Median 1.69



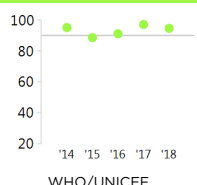
Natural Resource Protection

63% Score 78.9
Median 66.8



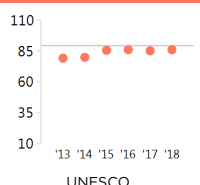
Immunization Rates

94.5 Rank 70%
Score Min 90.0



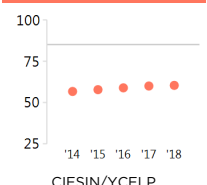
Girls' Sec Edu Enrollment Rate

31% Score 85.8
Median 89.1



Child Health

11% Score 60.3
Median 84.9



For more information regarding the Millennium Challenge Account Selection Process and these indicators, please consult MCC's website www.mcc.gov/selection

Honduras FY20

Population 9,588,000

GNI/Cap \$2,330

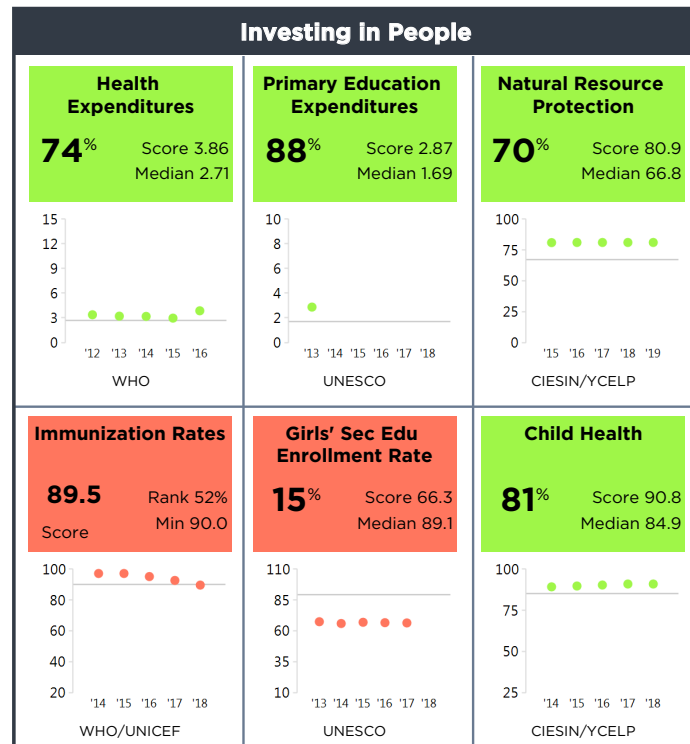
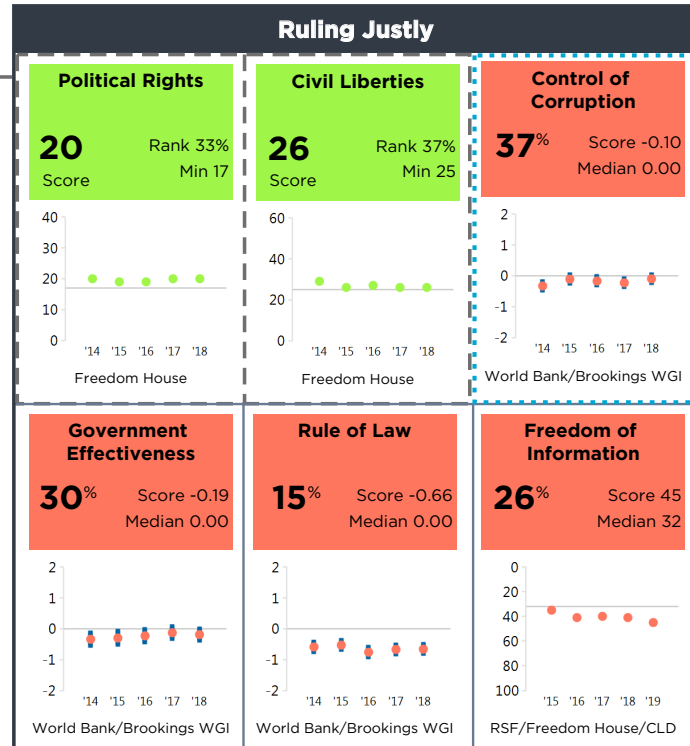
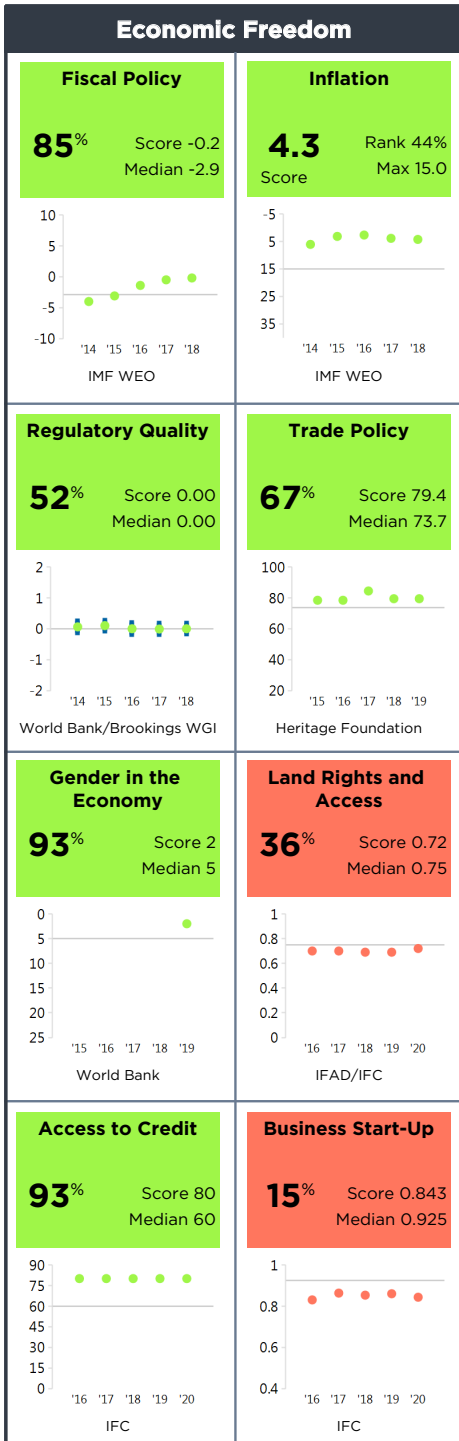
Category GNI/Cap \$1,926 - \$3,995

Half Scorecard Passed ✓

Control of Corruption X

Democratic Rights ✓

Honduras



India FY20

Population 1,352,617,000

GNI/Cap \$2,020

Category GNI/Cap \$1,926 - \$3,995

Half Scorecard Passed ✓

Control of Corruption ✓

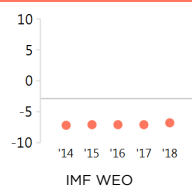
Democratic Rights ✓

India

Economic Freedom

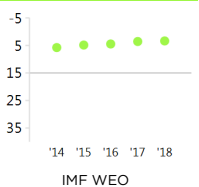
Fiscal Policy

11% Score -6.8
Median -2.9



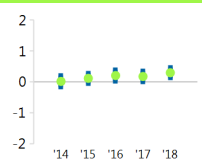
Inflation

3.4 Rank 56%
Score Max 15.0



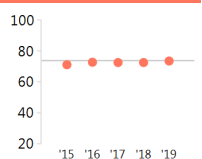
Regulatory Quality

78% Score 0.29
Median 0.00



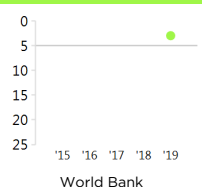
Trade Policy

48% Score 73.4
Median 73.7



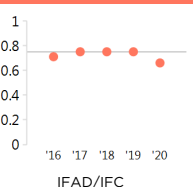
Gender in the Economy

74% Score 3
Median 5



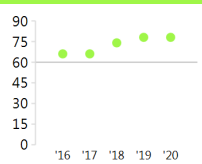
Land Rights and Access

12% Score 0.66
Median 0.75



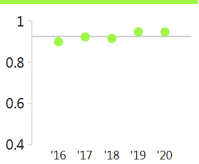
Access to Credit

81% Score 78
Median 60



Business Start-Up

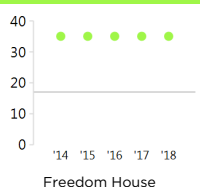
63% Score 0.946
Median 0.925



Ruling Justly

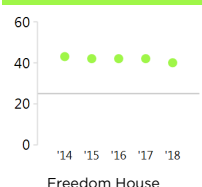
Political Rights

35 Rank 81%
Score Min 17



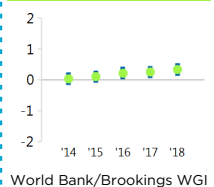
Civil Liberties

40 Rank 70%
Score Min 25



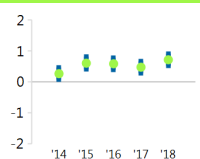
Control of Corruption

70% Score 0.33
Median 0.00



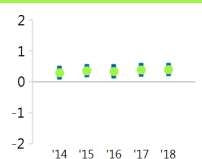
Government Effectiveness

93% Score 0.71
Median 0.00



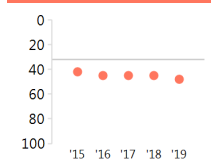
Rule of Law

78% Score 0.39
Median 0.00



Freedom of Information

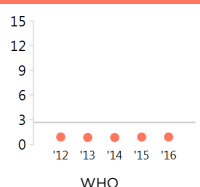
22% Score 48
Median 32



Investing in People

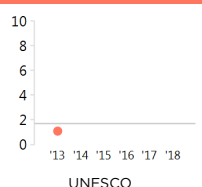
Health Expenditures

7% Score 0.93
Median 2.71



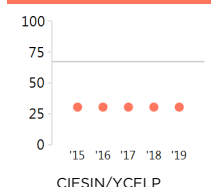
Primary Education Expenditures

6% Score 1.09
Median 1.69



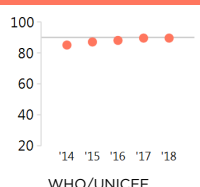
Natural Resource Protection

37% Score 30.3
Median 66.8



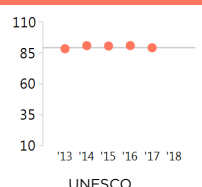
Immunization Rates

89.5 Rank 52%
Score Min 90.0



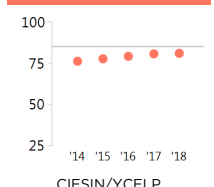
Girls' Sec Edu Enrollment Rate

50% Score 89.1
Median 89.1



Child Health

41% Score 80.9
Median 84.9



For more information regarding the Millennium Challenge Account Selection Process and these indicators, please consult MCC's website www.mcc.gov/selection

Indonesia FY20

Population 267,663,000

GNI/Cap \$3,840

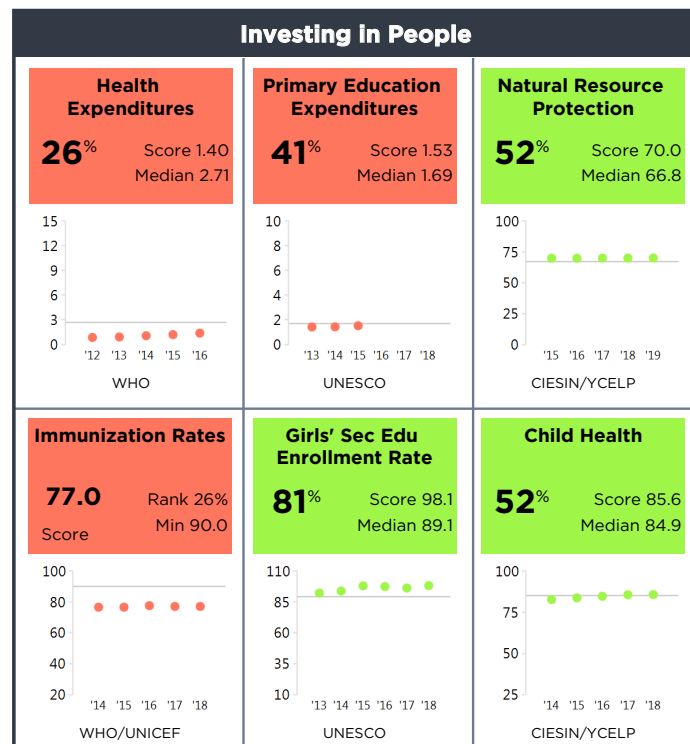
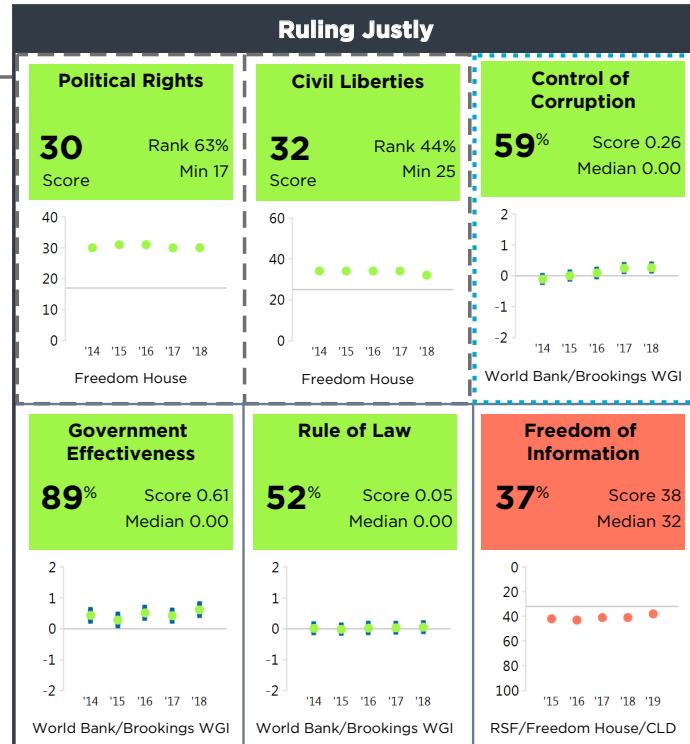
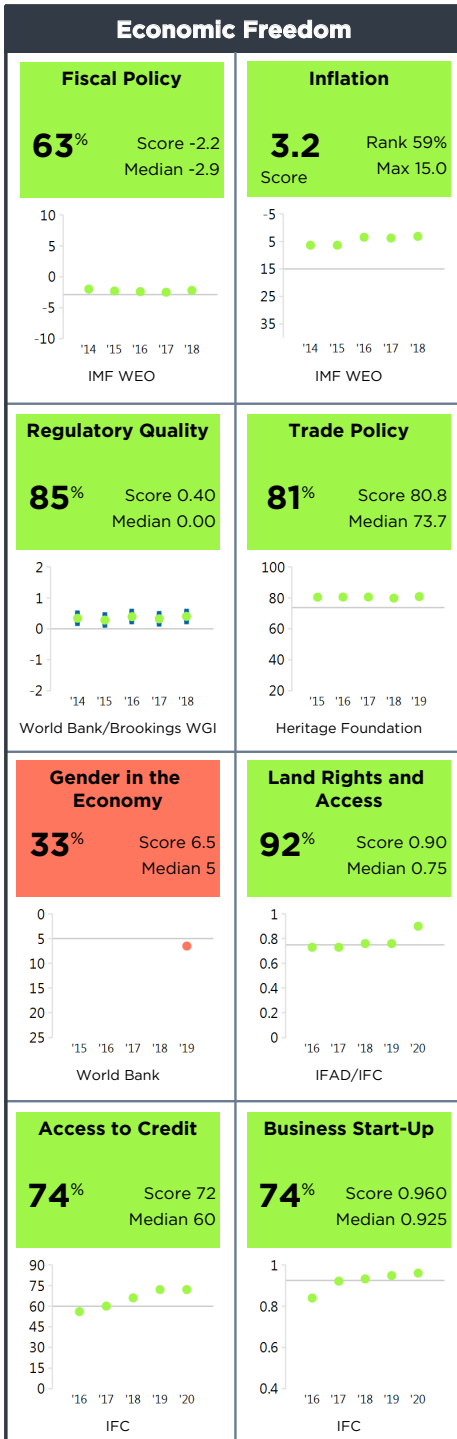
Category GNI/Cap \$1,926 - \$3,995

Half Scorecard Passed ✓

Control of Corruption ✓

Democratic Rights ✓

Indonesia



Kiribati FY20

Population 116,000

GNI/Cap \$3,140

Category GNI/Cap \$1,926 - \$3,995

Half Scorecard Passed ✓

Control of Corruption ✓

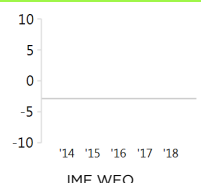
Democratic Rights ✓

Kiribati

Economic Freedom

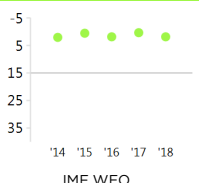
Fiscal Policy

96% Score 10.8
Median -2.9



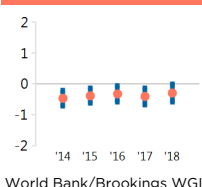
Inflation

1.9 Rank 81%
Score Max 15.0



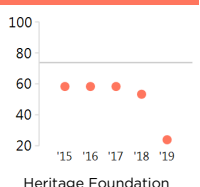
Regulatory Quality

30% Score -0.30
Median 0.00



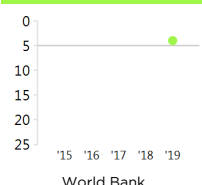
Trade Policy

0% Score 23.8
Median 73.7



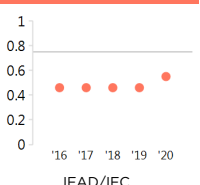
Gender in the Economy

63% Score 4
Median 5



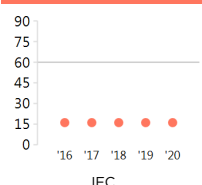
Land Rights and Access

0% Score 0.55
Median 0.75



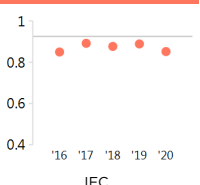
Access to Credit

4% Score 16
Median 60



Business Start-Up

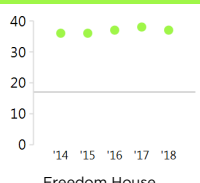
19% Score 0.851
Median 0.925



Ruling Justly

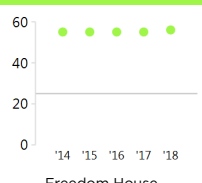
Political Rights

37 Rank 100%
Score Min 17



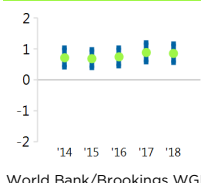
Civil Liberties

56 Rank 100%
Score Min 25



Control of Corruption

89% Score 0.85
Median 0.00



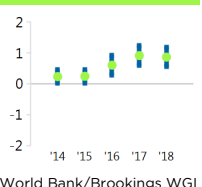
Government Effectiveness

59% Score 0.15
Median 0.00



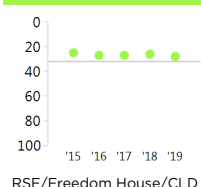
Rule of Law

96% Score 0.86
Median 0.00



Freedom of Information

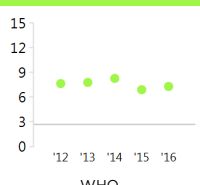
63% Score 28
Median 32



Investing in People


Health Expenditures

100% Score 7.29
Median 2.71



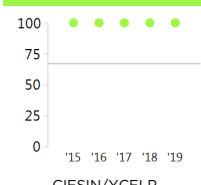
Primary Education Expenditures

N/A Score N/A
Median 1.69



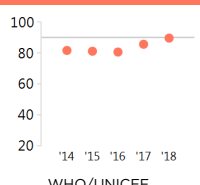
Natural Resource Protection

100% Score 100.0
Median 66.8



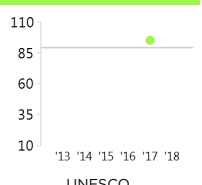
Immunization Rates

89.5 Rank 52%
Score Min 90.0



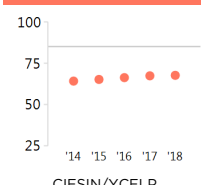
Girls' Sec Edu Enrollment Rate

65% Score 95.0
Median 89.1



Child Health

19% Score 67.6
Median 84.9



For more information regarding the Millennium Challenge Account Selection Process and these indicators, please consult MCC's website www.mcc.gov/selection

Lao PDR FY20

Population 7,062,000

GNI/Cap \$2,460

Category GNI/Cap \$1,926 - \$3,995

Half Scorecard Passed X

Control of Corruption X

Democratic Rights X

Lao PDR



Micronesia, Fed. Sts. FY20

Population 113,000

GNI/Cap \$3,580

Category GNI/Cap \$1,926 - \$3,995

Half Scorecard Passed ✓

Control of Corruption ✓

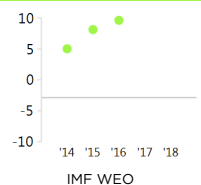
Democratic Rights ✓

Micronesia, Fed. Sts.

Economic Freedom

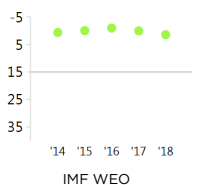
Fiscal Policy

100% Score 16.4
Median -2.9



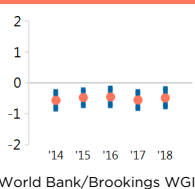
Inflation

1.5 Rank 89%
Score Max 15.0



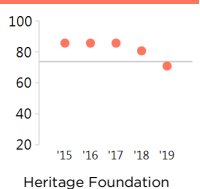
Regulatory Quality

7% Score -0.49
Median 0.00



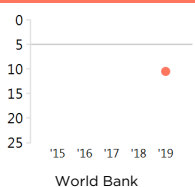
Trade Policy

44% Score 70.8
Median 73.7




Gender in the Economy

11% Score 10.5
Median 5



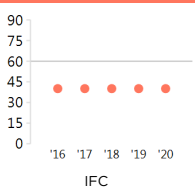
Land Rights and Access

N/A Score N/A
Median 0.75



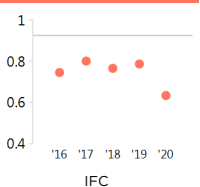
Access to Credit

11% Score 40
Median 60



Business Start-Up

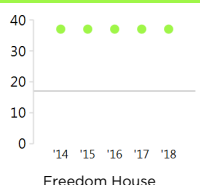
4% Score 0.633
Median 0.925



Ruling Justly

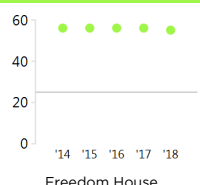
Political Rights

37 Rank 100%
Score Min 17



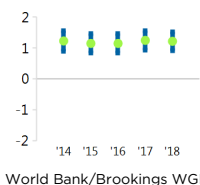
Civil Liberties

55 Rank 96%
Score Min 25



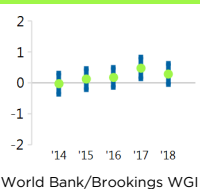
Control of Corruption

93% Score 1.21
Median 0.00



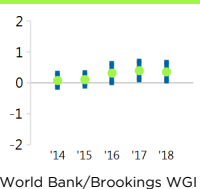
Government Effectiveness

74% Score 0.28
Median 0.00



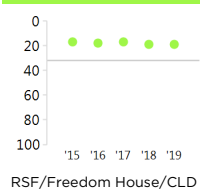
Rule of Law

70% Score 0.35
Median 0.00



Freedom of Information

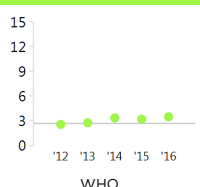
96% Score 19
Median 32



Investing in People

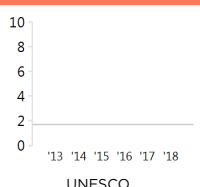
Health Expenditures

67% Score 3.50
Median 2.71



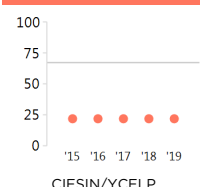
Primary Education Expenditures

N/A Score N/A
Median 1.69



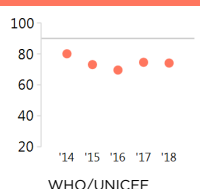
Natural Resource Protection

22% Score 21.7
Median 66.8



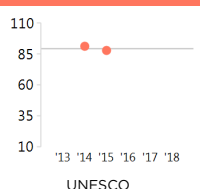
Immunization Rates

74.0 Rank 22%
Score Min 90.0



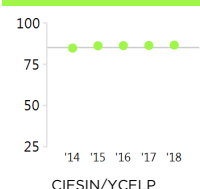
Girls' Sec Edu Enrollment Rate

42% Score 87.7
Median 89.1



Child Health

63% Score 86.5
Median 84.9



For more information regarding the Millennium Challenge Account Selection Process and these indicators, please consult MCC's website www.mcc.gov/selection

Moldova FY20

Population 3,546,000

GNI/Cap \$2,990

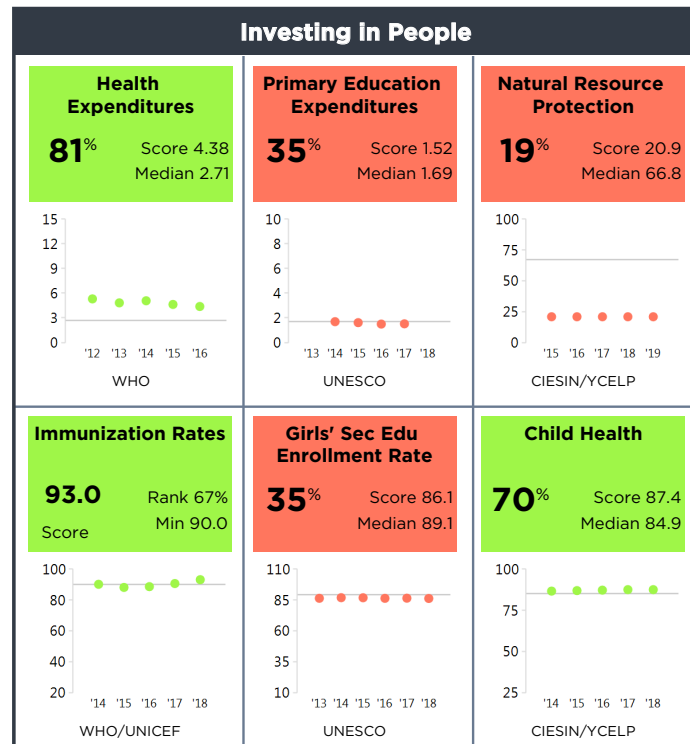
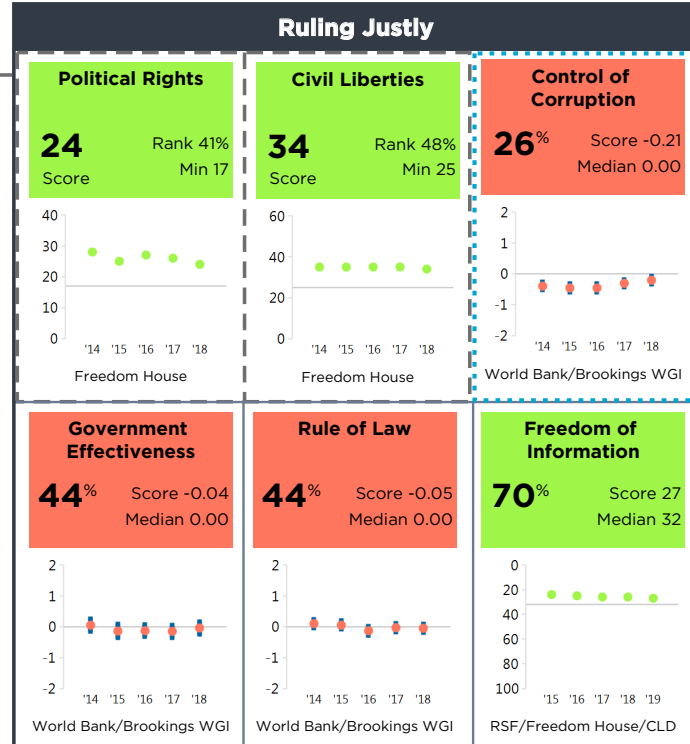
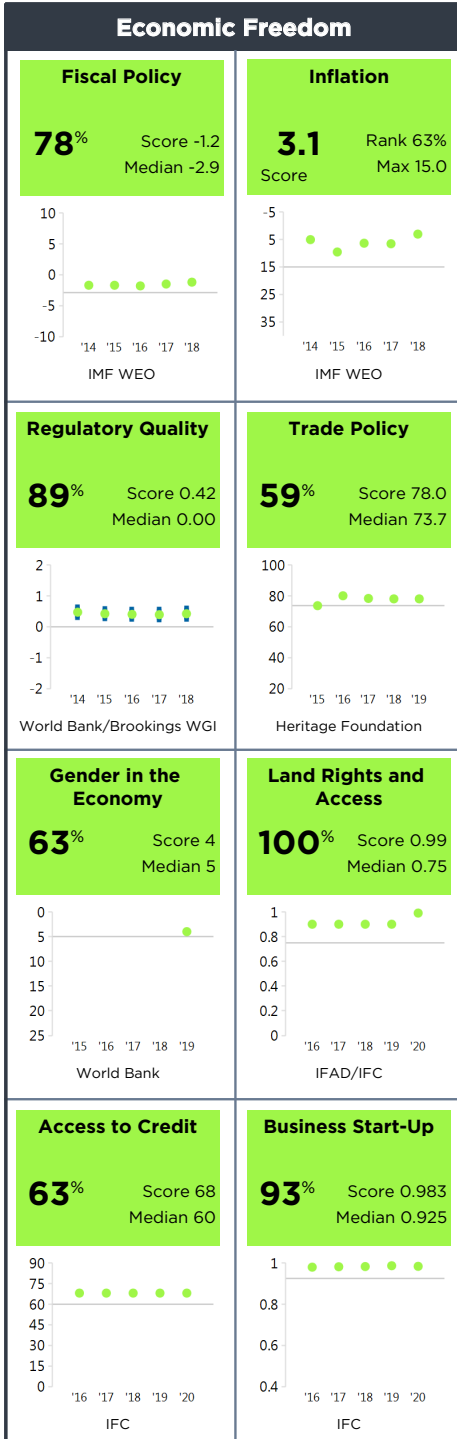
Category GNI/Cap \$1,926 - \$3,995

Half Scorecard Passed ✓

Control of Corruption X

Democratic Rights ✓

Moldova



Mongolia FY20

Population 3,170,000

GNI/Cap \$3,580

Category GNI/Cap \$1,926 - \$3,995

Half Scorecard Passed ✓

Control of Corruption ✓

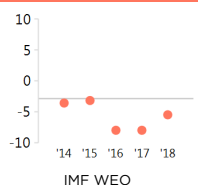
Democratic Rights ✓

Mongolia

Economic Freedom

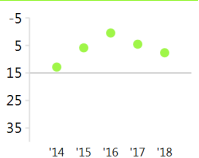
Fiscal Policy

22% Score -5.5
Median -2.9



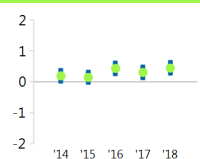
Inflation

7.7 Rank 22%
Score Max 15.0



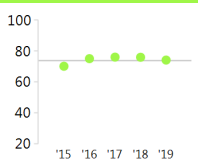
Regulatory Quality

96% Score 0.44
Median 0.00



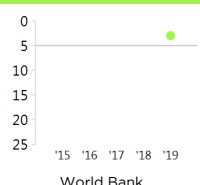
Trade Policy

52% Score 74.0
Median 73.7



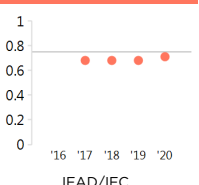
Gender in the Economy

74% Score 3
Median 5



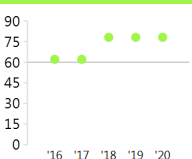
Land Rights and Access

28% Score 0.71
Median 0.75



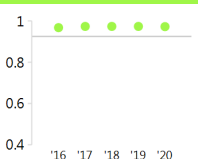
Access to Credit

81% Score 78
Median 60



Business Start-Up


81% Score 0.972
Median 0.925



Ruling Justly

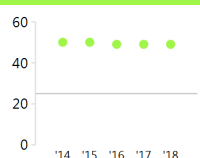
Political Rights

36 Rank 85%
Score Min 17



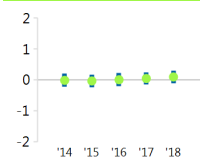
Civil Liberties

49 Rank 81%
Score Min 25



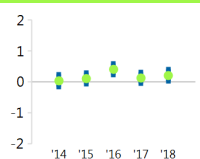
Control of Corruption

56% Score 0.09
Median 0.00



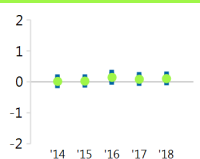
Government Effectiveness

63% Score 0.20
Median 0.00



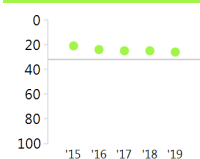
Rule of Law

56% Score 0.10
Median 0.00



Freedom of Information

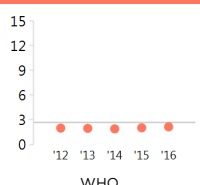
78% Score 26
Median 32



Investing in People

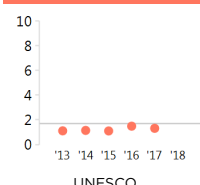
Health Expenditures

41% Score 2.16
Median 2.71



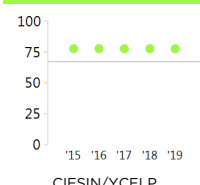
Primary Education Expenditures

29% Score 1.32
Median 1.69




Natural Resource Protection

56% Score 77.5
Median 66.8




Immunization Rates

99.0 Rank 100%
Score Min 90.0



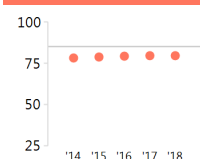
Girls' Sec Edu Enrollment Rate

73% Score 96.9
Median 89.1



Child Health

33% Score 79.5
Median 84.9



For more information regarding the Millennium Challenge Account Selection Process and these indicators, please consult MCC's website www.mcc.gov/selection

Morocco FY20

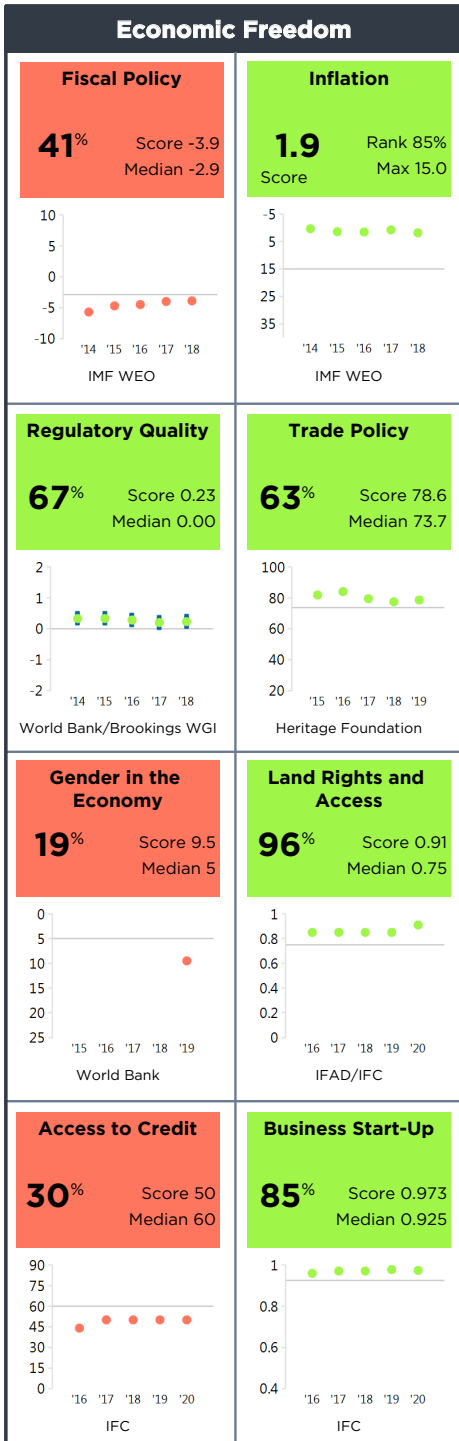
Population 36,029,000

GNI/Cap \$3,090

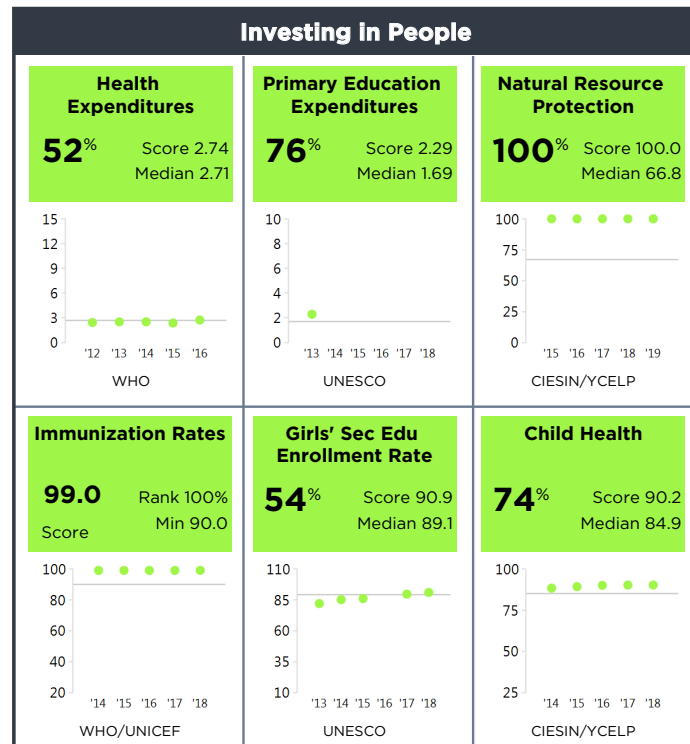
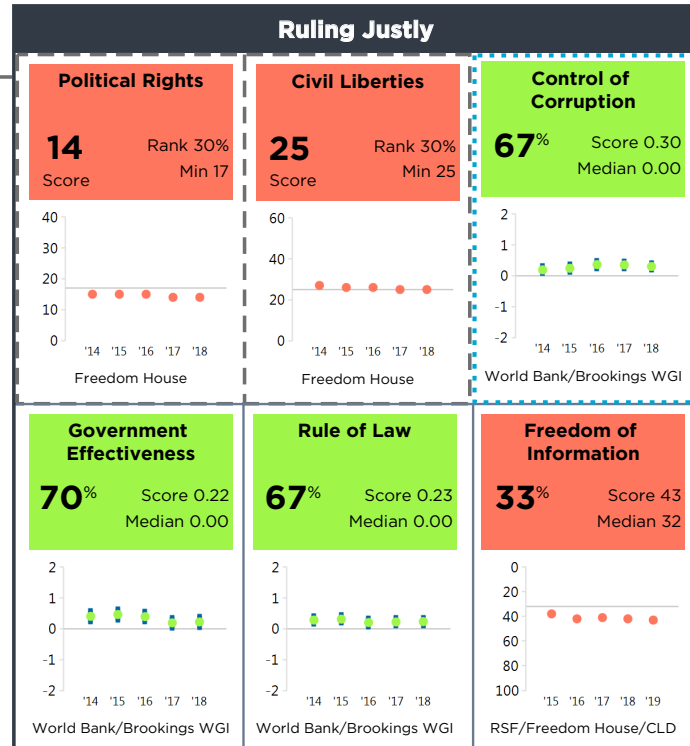
Category GNI/Cap \$1,926 - \$3,995

Half Scorecard Passed Control of Corruption Democratic Rights 

Morocco



For more information regarding the Millennium Challenge Account Selection Process and these indicators, please consult MCC's website www.mcc.gov/selection



Nicaragua FY20

Population 6,466,000

GNI/Cap \$2,030

Category GNI/Cap \$1,926 - \$3,995

Half Scorecard Passed X

Control of Corruption X

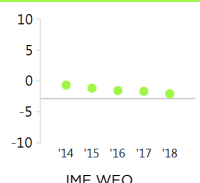
Democratic Rights X

Nicaragua

Economic Freedom


Fiscal Policy

74% Score -2.1
Median -2.9



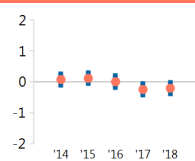
Inflation

5.0 Rank 37%
Score Max 15.0



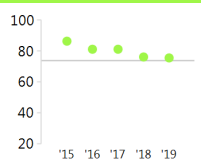
Regulatory Quality

37% Score -0.21
Median 0.00



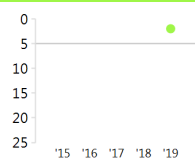
Trade Policy

56% Score 75.4
Median 73.7



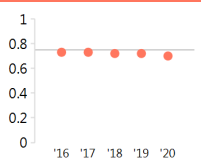
Gender in the Economy

93% Score 2
Median 5



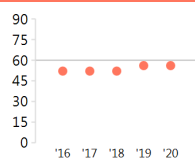
Land Rights and Access

24% Score 0.70
Median 0.75



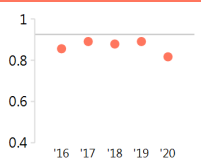
Access to Credit

37% Score 56
Median 60



Business Start-Up

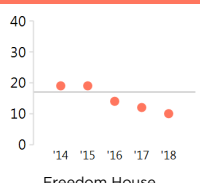
7% Score 0.816
Median 0.925



Ruling Justly

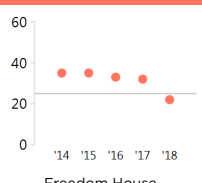
Political Rights

10 Rank 22%
Score Min 17



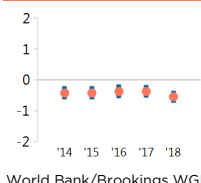
Civil Liberties

22 Rank 26%
Score Min 25



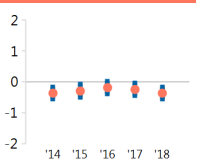
Control of Corruption

7% Score -0.55
Median 0.00



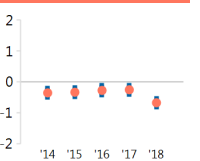
Government Effectiveness

15% Score -0.37
Median 0.00



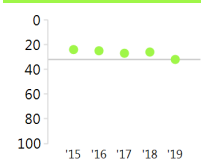
Rule of Law

11% Score -0.68
Median 0.00



Freedom of Information

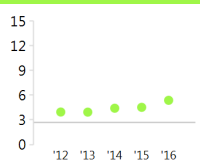
52% Score 32
Median 32



Investing in People

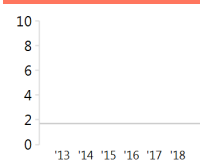
Health Expenditures

96% Score 5.37
Median 2.71



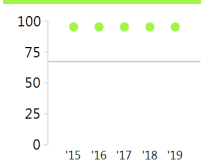
Primary Education Expenditures

N/A Score N/A
Median 1.69




Natural Resource Protection

85% Score 95.1
Median 66.8



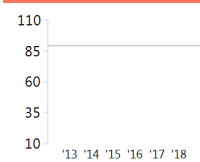
Immunization Rates

98.5 Rank 89%
Score Min 90.0



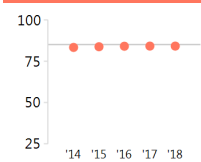
Girls' Sec Edu Enrollment Rate

N/A Score N/A
Median 89.1



Child Health

48% Score 84.1
Median 84.9



For more information regarding the Millennium Challenge Account Selection Process and these indicators, please consult MCC's website www.mcc.gov/selection

Nigeria FY20

Population 195,875,000

GNI/Cap \$1,960

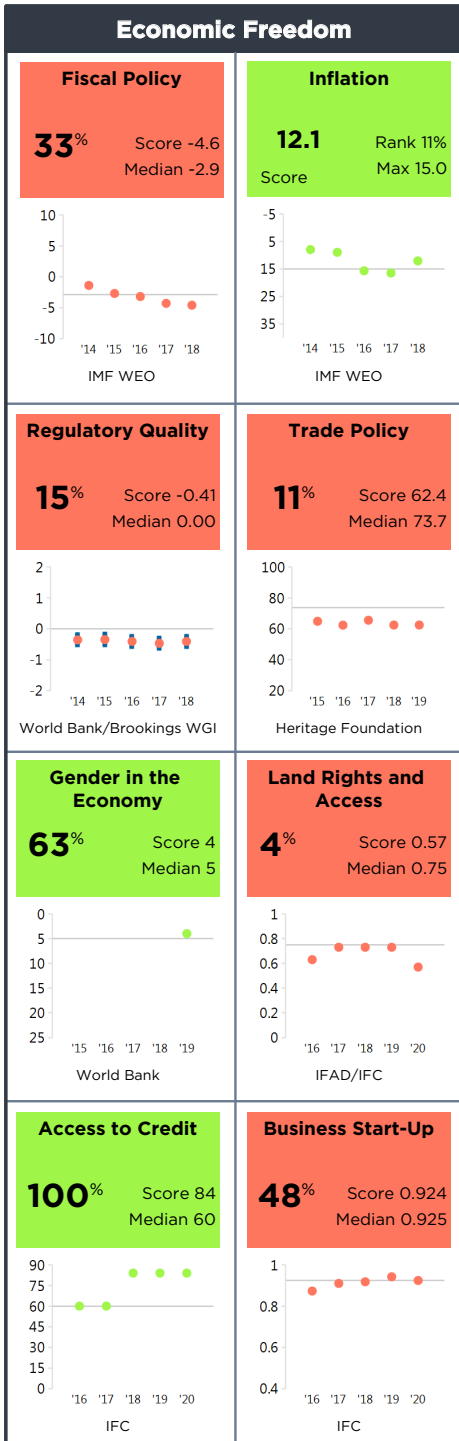
Category GNI/Cap \$1,926 - \$3,995

Half Scorecard Passed X

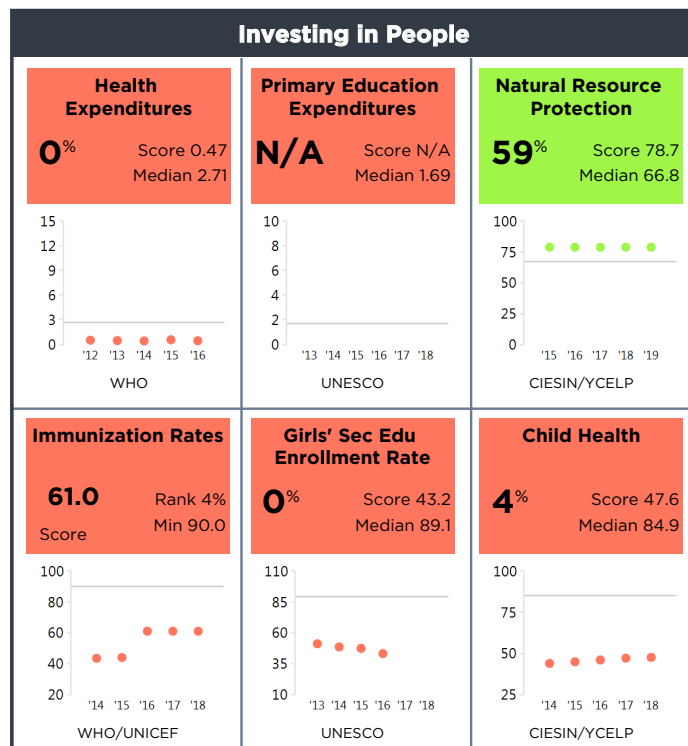
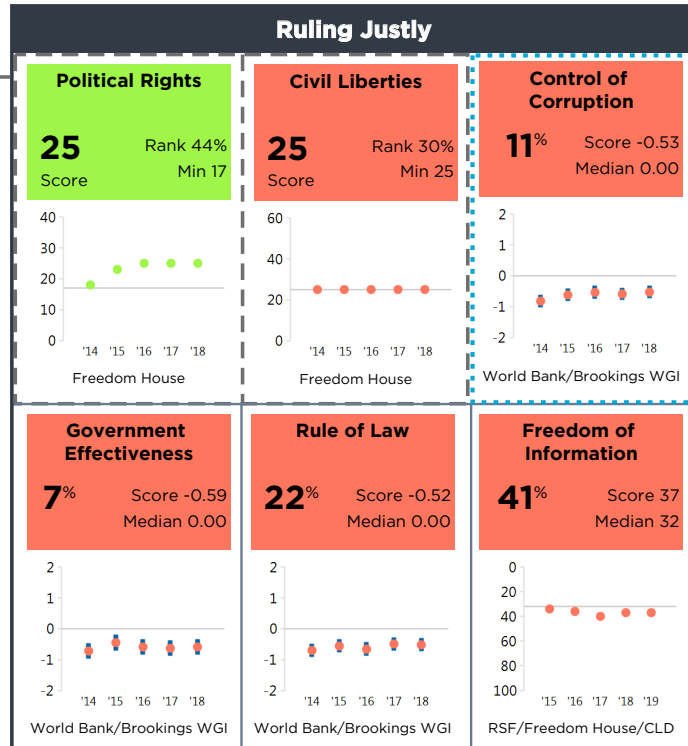
Control of Corruption X

Democratic Rights ✓

Nigeria



For more information regarding the Millennium Challenge Account Selection Process and these indicators, please consult MCC's website www.mcc.gov/selection



Papua New Guinea FY20

Population 8,606,000

GNI/Cap \$2,530

Category GNI/Cap \$1,926 - \$3,995

Half Scorecard Passed X

Control of Corruption X

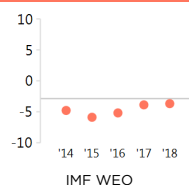
Democratic Rights ✓

Papua New Guinea

Economic Freedom


Fiscal Policy

44% Score -3.7
Median -2.9



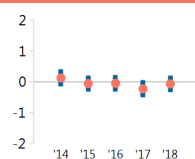
Inflation

5.2 Rank 33%
Score Max 15.0



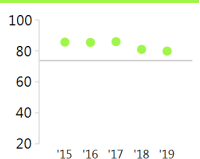
Regulatory Quality

44% Score -0.07
Median 0.00



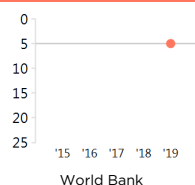
Trade Policy

78% Score 79.8
Median 73.7



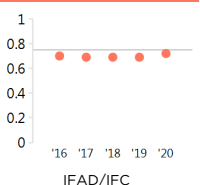
Gender in the Economy

50% Score 5
Median 5



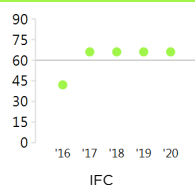
Land Rights and Access

32% Score 0.72
Median 0.75



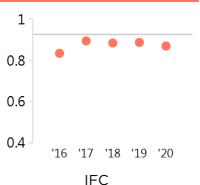
Access to Credit

56% Score 66
Median 60



Business Start-Up

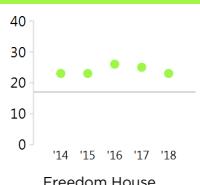
30% Score 0.868
Median 0.925



Ruling Justly

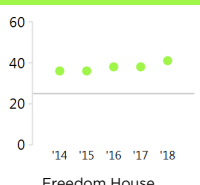
Political Rights

23 Rank 37%
Score Min 17



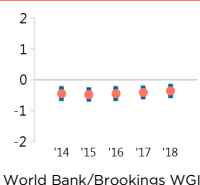
Civil Liberties

41 Rank 74%
Score Min 25



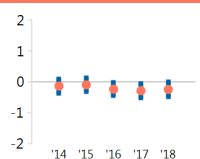
Control of Corruption

19% Score -0.36
Median 0.00



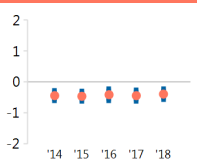
Government Effectiveness

19% Score -0.25
Median 0.00



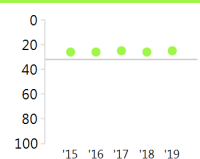
Rule of Law

33% Score -0.40
Median 0.00



Freedom of Information

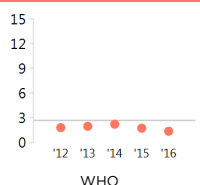
85% Score 25
Median 32



Investing in People

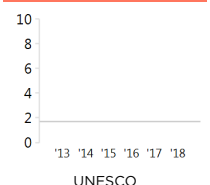
Health Expenditures

19% Score 1.38
Median 2.71



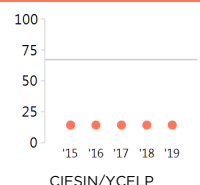
Primary Education Expenditures

N/A Score N/A
Median 1.69



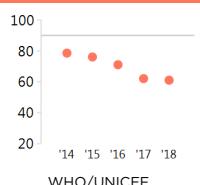
Natural Resource Protection

7% Score 14.2
Median 66.8



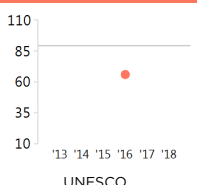
Immunization Rates

61.0 Rank 4%
Score Min 90.0



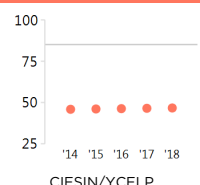
Girls' Sec Edu Enrollment Rate

12% Score 65.8
Median 89.1



Child Health

0% Score 46.6
Median 84.9



For more information regarding the Millennium Challenge Account Selection Process and these indicators, please consult MCC's website www.mcc.gov/selection

Philippines FY20

Population 106,652,000

GNI/Cap \$3,830

Category GNI/Cap \$1,926 - \$3,995

Half Scorecard Passed ✓

Control of Corruption X

Democratic Rights ✓

Philippines



Solomon Islands FY20

Population 653,000

GNI/Cap \$2,000

Category GNI/Cap \$1,926 - \$3,995

Half Scorecard Passed X

Control of Corruption ✓

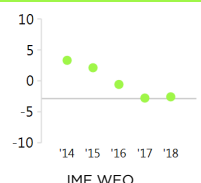
Democratic Rights ✓

Solomon Islands

Economic Freedom

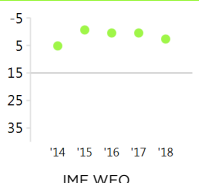
Fiscal Policy

59% Score -2.6
Median -2.9



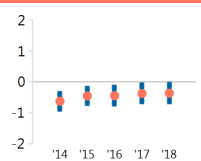
Inflation

2.7 Rank 70%
Score Max 15.0



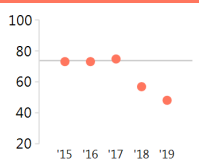
Regulatory Quality

22% Score -0.37
Median 0.00



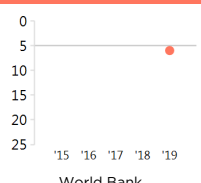
Trade Policy

4% Score 48.0
Median 73.7



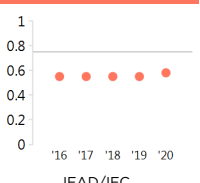
Gender in the Economy

37% Score 6
Median 5



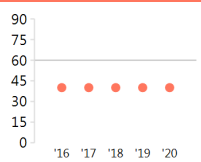
Land Rights and Access

8% Score 0.58
Median 0.75



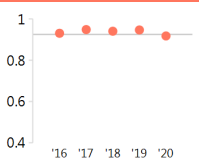
Access to Credit

11% Score 40
Median 60



Business Start-Up

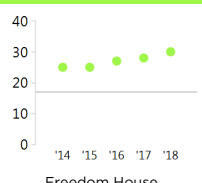
44% Score 0.917
Median 0.925



Ruling Justly

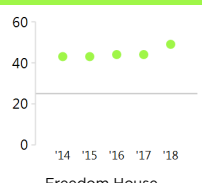
Political Rights

30 Rank 63%
Score Min 17



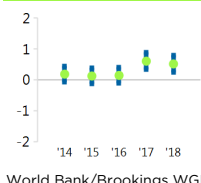
Civil Liberties

49 Rank 81%
Score Min 25



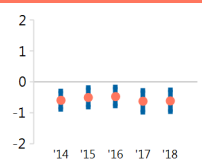
Control of Corruption

85% Score 0.51
Median 0.00



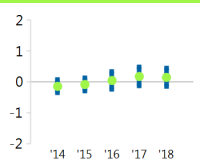
Government Effectiveness

0% Score -0.62
Median 0.00



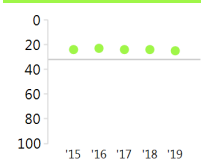
Rule of Law

63% Score 0.14
Median 0.00



Freedom of Information

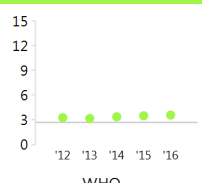
81% Score 25
Median 32



Investing in People

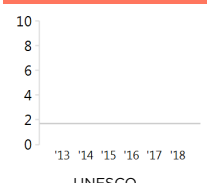
Health Expenditures

70% Score 3.58
Median 2.71



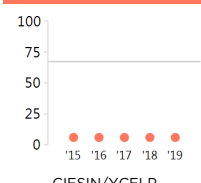
Primary Education Expenditures

N/A Score N/A
Median 1.69



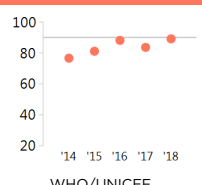
Natural Resource Protection

0% Score 5.8
Median 66.8



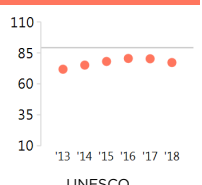
Immunization Rates

89.0 Rank 48%
Score Min 90.0



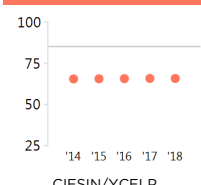
Girls' Sec Edu Enrollment Rate

27% Score 77.1
Median 89.1



Child Health

15% Score 65.7
Median 84.9



For more information regarding the Millennium Challenge Account Selection Process and these indicators, please consult MCC's website www.mcc.gov/selection

Tunisia FY20

Population 11,565,000

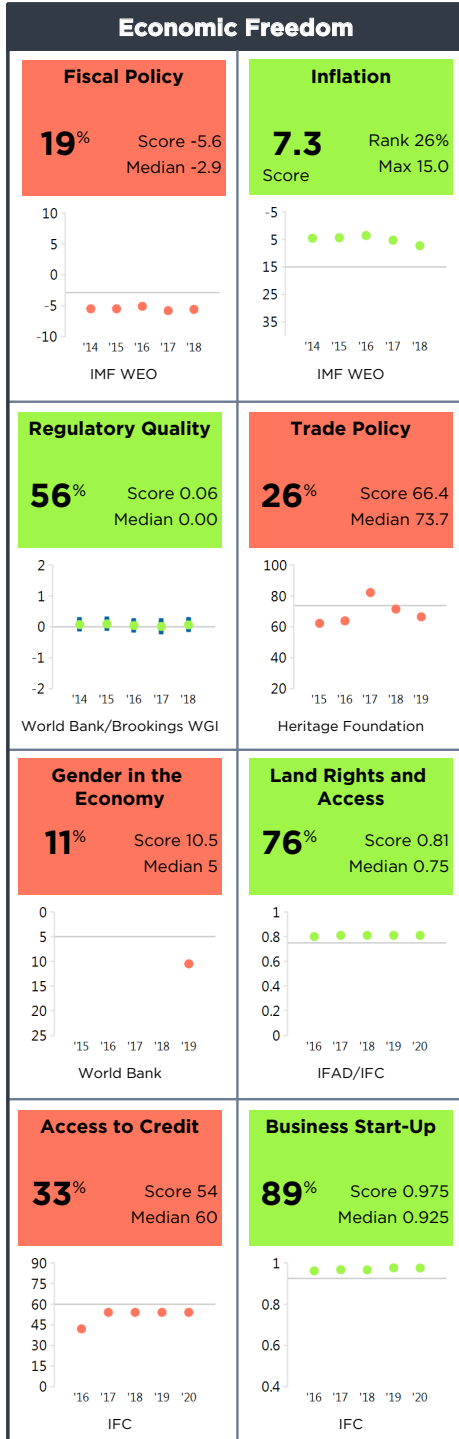
GNI/Cap \$3,500

Category GNI/Cap \$1,926 - \$3,995

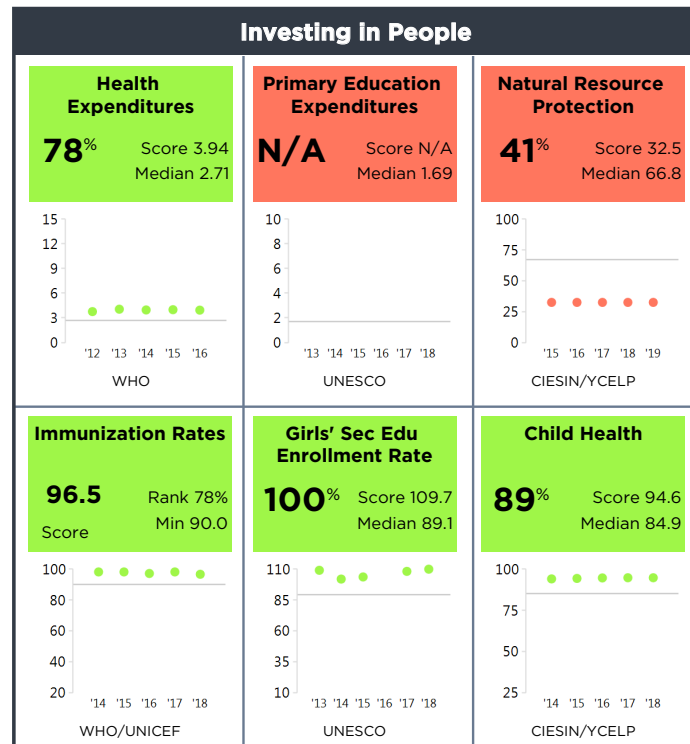
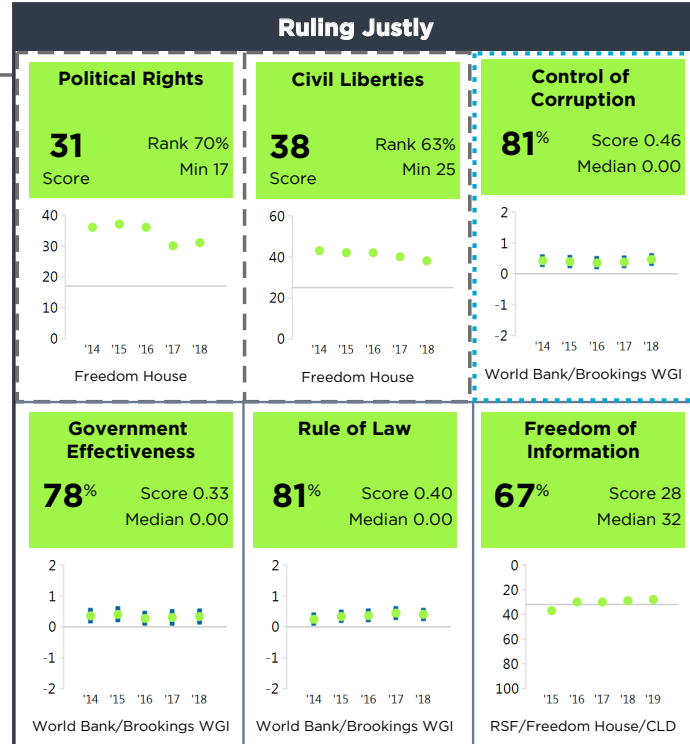
Half Scorecard Passed

Control of Corruption

Democratic Rights



For more information regarding the Millennium Challenge Account Selection Process and these indicators, please consult MCC's website www.mcc.gov/selection



Ukraine FY20

Population 44,623,000

GNI/Cap \$2,660

Category GNI/Cap \$1,926 - \$3,995

Half Scorecard Passed ✓

Control of Corruption X

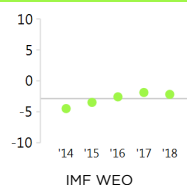
Democratic Rights ✓

Ukraine

Economic Freedom

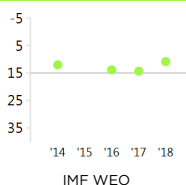
Fiscal Policy

67% Score -2.2
Median -2.9



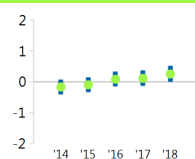
Inflation

10.9 Rank 15%
Score Max 15.0



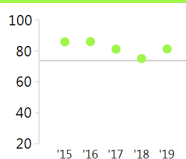
Regulatory Quality

74% Score 0.25
Median 0.00



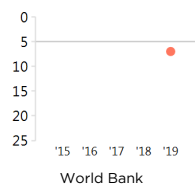
Trade Policy

89% Score 81.2
Median 73.7



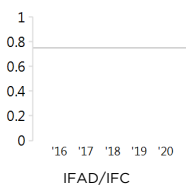
Gender in the Economy

30% Score 7
Median 5



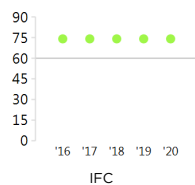
Land Rights and Access

N/A Score N/A
Median 0.75



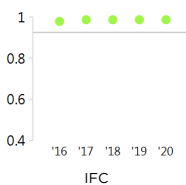
Access to Credit

78% Score 74
Median 60



Business Start-Up

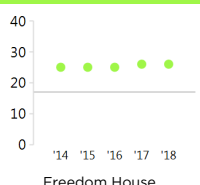
96% Score 0.986
Median 0.925



Ruling Justly

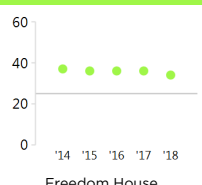
Political Rights

26 Rank 48%
Score Min 17



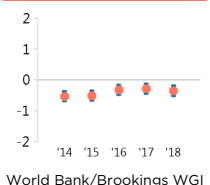
Civil Liberties

34 Rank 48%
Score Min 25



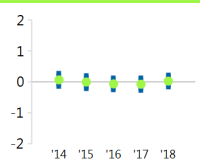
Control of Corruption

22% Score -0.36
Median 0.00



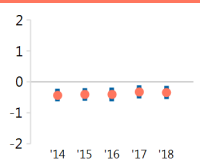
Government Effectiveness

52% Score 0.02
Median 0.00



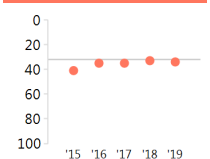
Rule of Law

37% Score -0.35
Median 0.00



Freedom of Information

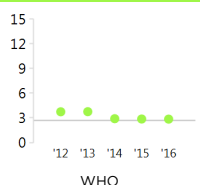
44% Score 34
Median 32



Investing in People

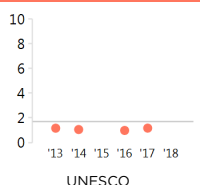
Health Expenditures

56% Score 2.85
Median 2.71



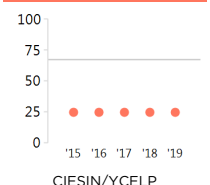
Primary Education Expenditures

12% Score 1.17
Median 1.69



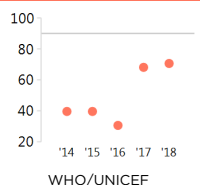
Natural Resource Protection

30% Score 24.5
Median 66.8



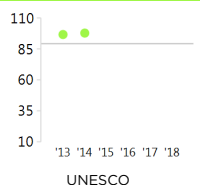
Immunization Rates

70.5 Rank 19%
Score Min 90.0



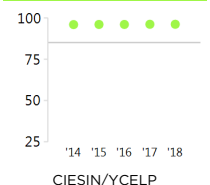
Girls' Sec Edu Enrollment Rate

77% Score 97.7
Median 89.1



Child Health

93% Score 96.1
Median 84.9



For more information regarding the Millennium Challenge Account Selection Process and these indicators, please consult MCC's website www.mcc.gov/selection

Uzbekistan FY20

Population 32,955,000

GNI/Cap \$2,020

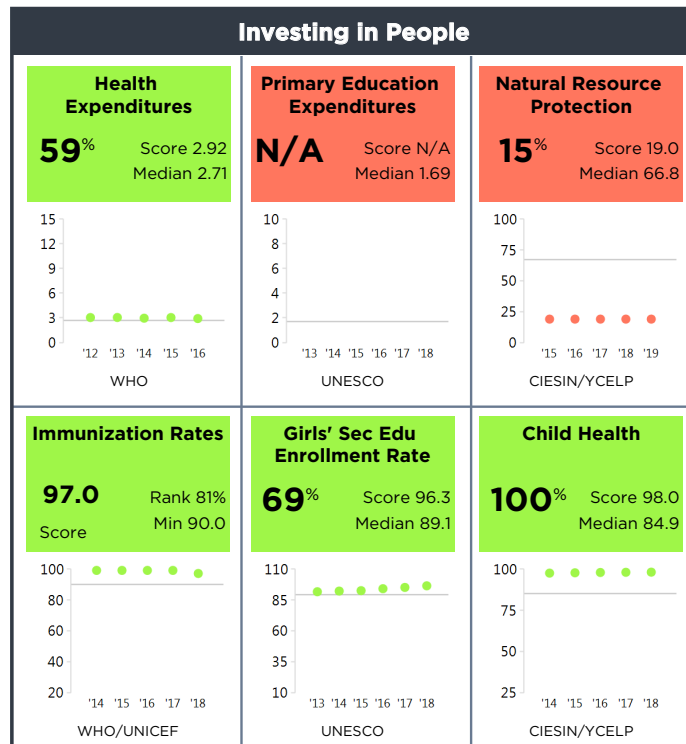
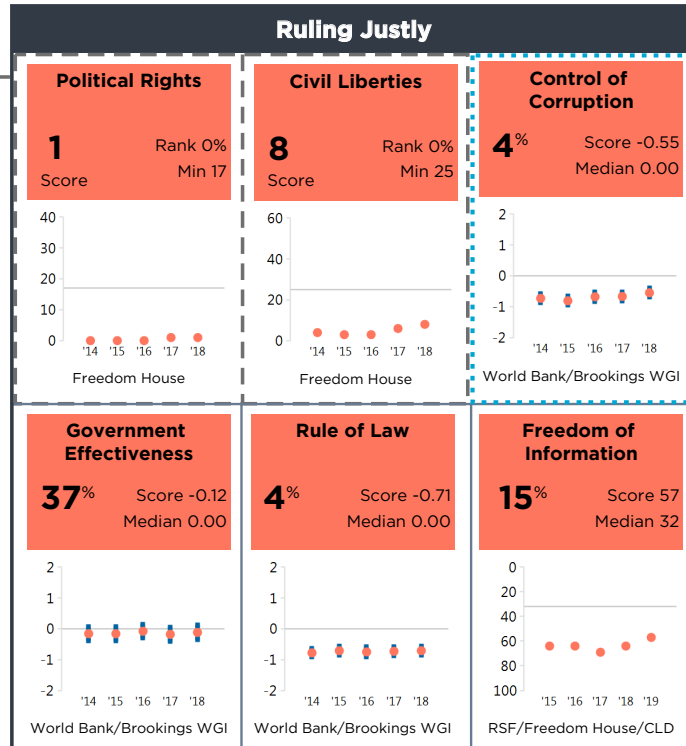
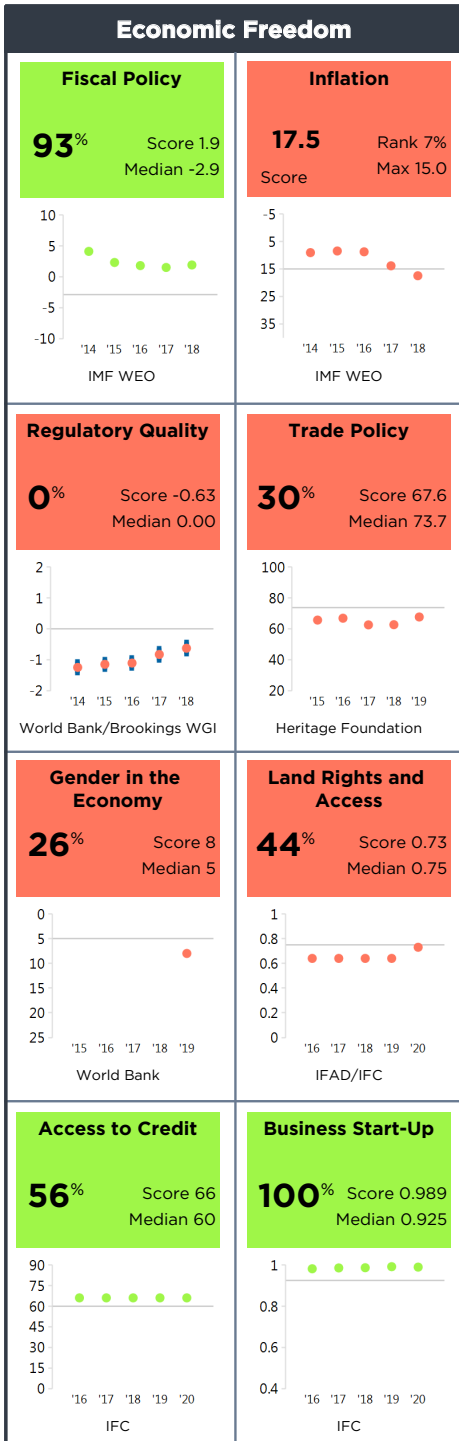
Category GNI/Cap \$1,926 - \$3,995

Half Scorecard Passed X

Control of Corruption X

Democratic Rights X

Uzbekistan



For more information regarding the Millennium Challenge Account Selection Process and these indicators, please consult MCC's website www.mcc.gov/selection

Vanuatu FY20

Population 293,000

GNI/Cap \$2,970

Category GNI/Cap \$1,926 - \$3,995

Half Scorecard Passed X

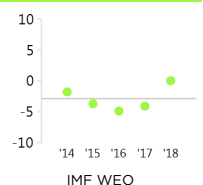
Control of Corruption ✓

Democratic Rights ✓


Vanuatu

Economic Freedom

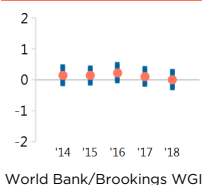
Fiscal Policy

89% Score 0.0
Median -2.9

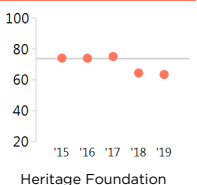
Inflation

2.9 Rank 67%
Score Max 15.0

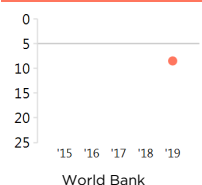
Regulatory Quality

48% Score 0.00
Median 0.00

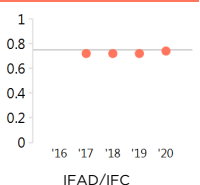
Trade Policy

15% Score 63.4
Median 73.7

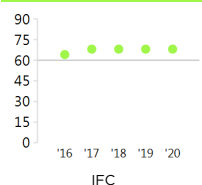
Gender in the Economy

22% Score 8.5
Median 5

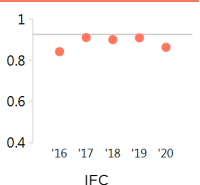
Land Rights and Access

48% Score 0.74
Median 0.75

Access to Credit

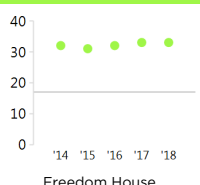
63% Score 68
Median 60

Business Start-Up

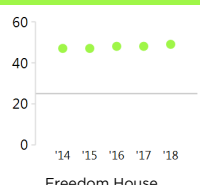
22% Score 0.862
Median 0.925

Ruling Justly

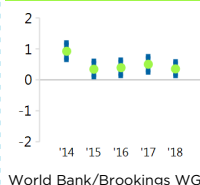
Political Rights

33 Rank 78%
Score Min 17

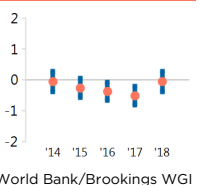
Civil Liberties

49 Rank 81%
Score Min 25

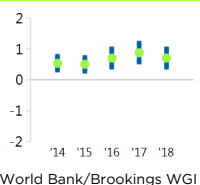
Control of Corruption

74% Score 0.35
Median 0.00

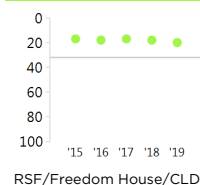
Government Effectiveness

41% Score -0.06
Median 0.00

Rule of Law

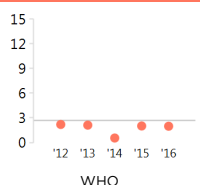
89% Score 0.70
Median 0.00

Freedom of Information

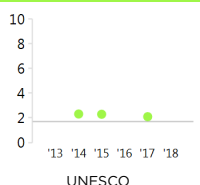
89% Score 20
Median 32

Investing in People

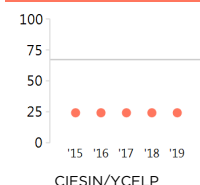
Health Expenditures

37% Score 1.99
Median 2.71

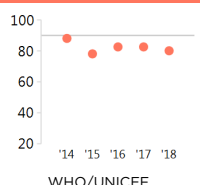
Primary Education Expenditures

71% Score 2.10
Median 1.69

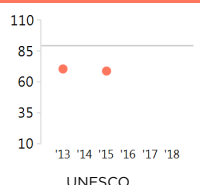
Natural Resource Protection

26% Score 24.1
Median 66.8

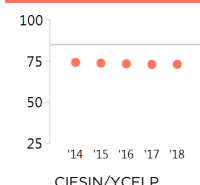
Immunization Rates

80.0 Rank 30%
Score Min 90.0

Girls' Sec Edu Enrollment Rate

19% Score 68.6
Median 89.1

Child Health

26% Score 73.1
Median 84.9

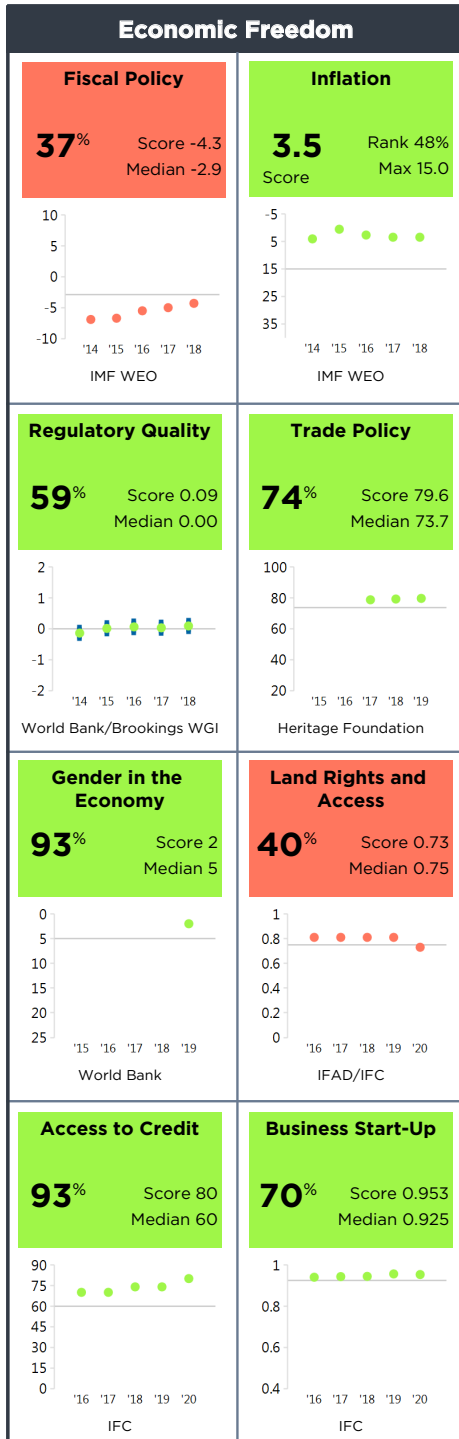
For more information regarding the Millennium Challenge Account Selection Process and these indicators, please consult MCC's website www.mcc.gov/selection

Vietnam FY20

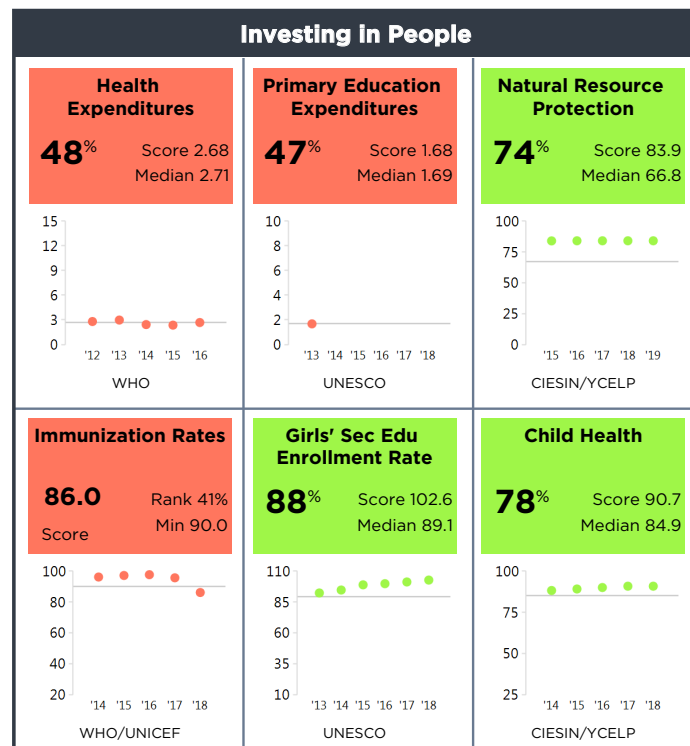
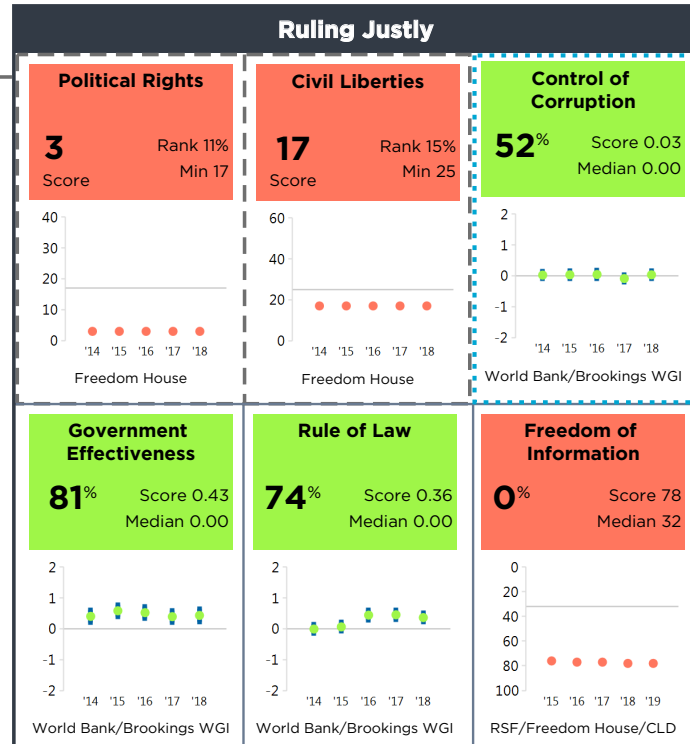
Population 95,540,000

GNI/Cap \$2,400

Category GNI/Cap \$1,926 - \$3,995

Half Scorecard Passed Control of Corruption Democratic Rights 

For more information regarding the Millennium Challenge Account Selection Process and these indicators, please consult MCC's website www.mcc.gov/selection



Reducing Poverty Through Growth



MILLENNIUM
CHALLENGE CORPORATION

UNITED STATES OF AMERICA

1099 14th Street NW | Suite 700
Washington, DC 20005-3550
www.mcc.gov