



MILLENNIUM  
CHALLENGE CORPORATION  
UNITED STATES OF AMERICA

# 2025 Country Scorebook





# 2025 Country Scorebook



MILLENNIUM  
CHALLENGE CORPORATION

Reducing Poverty Through Growth



# Contents

Introduction to the Millennium Challenge Account.....	1
About This Scorebook .....	1
Indicators—What They Measure.....	3
Ruling Justly.....	3
Investing in People.....	4
Encouraging Economic Freedom.....	5
Reading the Scores—A Reference Guide .....	6



## Country Index

Afghanistan .....	8
Albania .....	88
Algeria .....	89
Angola .....	9
Armenia .....	90
Azerbaijan.....	91
Bangladesh.....	58
Belarus.....	92
Belize.....	93
Benin.....	10
Bhutan .....	59
Bolivia.....	60
Botswana.....	94
Burkina Faso.....	11
Burma .....	12
Burundi .....	13
Cabo Verde .....	61
Cambodia.....	14
Cameroon.....	15
Central African Republic.....	16
Chad.....	17
Colombia.....	95
Comoros.....	18
Congo, Dem. Rep. ....	19
Congo, Rep. ....	62
Côte d’Ivoire .....	63
Djibouti .....	64

Ecuador .....	96
Egypt, Arab Rep.....	65
El Salvador .....	97
Equatorial Guinea .....	98
Eritrea .....	20
Eswatini.....	66
Ethiopia .....	21
Fiji.....	99
Gambia .....	22
Georgia.....	100
Ghana .....	67
Guatemala.....	101
Guinea .....	23
Guinea-Bissau .....	24
Haiti .....	25
Honduras .....	68
India .....	69
Indonesia.....	102
Iran.....	103
Iraq .....	104
Jamaica .....	105
Jordan .....	70
Kenya .....	26
Kiribati.....	71
Kosovo.....	106
Kyrgyz Republic.....	27
Laos .....	28
Lebanon.....	72
Lesotho.....	29



Liberia.....	30
Libya.....	107
Madagascar .....	31
Malawi.....	32
Mali.....	33
Marshall Islands.....	108
Mauritania .....	34
Micronesia, Fed. Sts.....	73
Moldova .....	109
Mongolia.....	110
Morocco .....	74
Mozambique .....	35
Namibia.....	111
Nepal.....	36
Nicaragua.....	75
Niger .....	37
Nigeria.....	38
North Korea .....	39
North Macedonia.....	112
Pakistan.....	40
Papua New Guinea .....	76
Paraguay.....	113
Peru.....	114
Philippines .....	77
Rwanda.....	41
Samoa .....	78
São Tomé and Príncipe .....	79
Senegal.....	42
Sierra Leone .....	43

Solomon Islands .....	80
Somalia.....	44
South Africa .....	115
South Sudan .....	45
Sri Lanka .....	81
Sudan .....	46
Suriname .....	116
Syrian Arab Republic.....	47
Tajikistan.....	48
Tanzania.....	49
Thailand.....	117
Timor-Leste.....	50
Togo .....	51
Tonga .....	118
Tunisia .....	82
Tuvalu.....	119
Uganda .....	52
Ukraine.....	120
Uzbekistan .....	83
Vanuatu .....	84
Vietnam .....	85
Yemen, Rep.....	53
Zambia .....	54
Zimbabwe .....	55

## Introduction to the Millennium Challenge Account

Established in 2004, the Millennium Challenge Account (MCA) is an innovative foreign assistance program designed to reduce poverty in developing countries through sustainable economic growth. As an independent U.S. Government agency, the Millennium Challenge Corporation (MCC) administers the MCA funds that are provided annually by Congress. MCC is managed by a Chief Executive Officer (CEO) with oversight from a Board of Directors. The Board is composed of five public sector members—the Secretary of State, Secretary of the Treasury, U.S. Trade Representative, Administrator of the U.S. Agency for International Development, and MCC’s CEO—and four private sector members appointed by the President and confirmed by the U.S. Senate. MCC draws its diverse staff from various U.S. Government agencies, the private sector, universities, international development agencies, and non-governmental organizations.

Every year, the MCC Board of Directors meets to select countries as eligible for MCA assistance (see box describing MCC’s assistance programs). Recognizing that development is achieved by a country’s own efforts, policies, and people, MCC’s assistance offers selected countries an opportunity to identify their own priorities for achieving sustainable economic growth and poverty reduction. Once selected as eligible, a country conducts an economic analysis and undertakes the process of developing a proposal for funding in broad consultation with its own citizens. MCC teams work in partnership with eligible countries to refine their compact proposals in order to ensure the programs’ focus on poverty reduction through sustainable economic growth. Proposed compacts also describe how the country plans to manage and implement its MCA program, including how it will ensure financial accountability, transparency, and fair and open procurement, as well as how it will measure results.

## About This Scorebook

The 2025 Country Performance Scorebook is the twenty-second publication of country performance data since the establishment of MCC. The Scorebook presents information on country performance on independent and transparent indicators developed by third-parties that measure countries’ demonstrated commitment to just and democratic governance, investments in the people of a country, and economic freedom. These indicators inform the Board of Directors, MCC staff, Congress, and the Administration of candidate countries’ broad policy framework for encouraging poverty reduction through economic growth. We hope this can also be a tool for citizens, civil society organizations, journalists, the private sector, and governments around the world to monitor performance and advocate for continued policy reform.

This scorebook is an update of the 2025 Country Scorebook following the passage of the Millennium Challenge Corporation Candidate Country Reform Act which revised MCC’s candidate country pool. The Act changed the income threshold for a country to be considered for MCC assistance from the Lower Middle Income / Upper Middle Income threshold (\$4,515 in Fiscal Year 2025) to the threshold for graduating out of the International Bank for Reconstruction and Development (IBRD) (\$7,895 in Fiscal Year 2025).

This updated Scorebook includes data on 109 countries (92 candidates and 17 countries that meet the income parameters for candidacy but are statutorily prohibited from receiving assistance), including countries that were selected as eligible in previous years for compact or threshold assistance. A country is determined to be a candidate for MCA funding if its per capita income falls within predetermined parameters set by Congress and if it is not subject to certain restrictions on U.S. foreign assistance.

## Compact & Threshold Countries

An MCC compact is a multi-year agreement between MCC and an eligible country to fund specific programs targeted at reducing poverty and stimulating economic growth. MCC has signed 49 compacts with 33 countries worth more than \$16 billion with Armenia, Belize, Benin, Burkina Faso, Cabo Verde, Côte d'Ivoire, El Salvador, Georgia, Ghana, Honduras, Indonesia, Jordan, Kosovo, Lesotho, Liberia, Madagascar, Malawi, Mali, Moldova, Mongolia, Morocco, Mozambique, Namibia, Nepal, Nicaragua, Niger, Philippines, Senegal, Sierra Leone, Tanzania, Timor-Leste, Vanuatu, and Zambia. MCC is developing compacts with Cabo Verde, The Gambia, and Togo, and concurrent compacts with Côte d'Ivoire and Senegal.

To provide a further incentive for policy reform, Congress also established the threshold program for countries that demonstrate a significant commitment to meeting the eligibility criteria but do not qualify for MCC compact assistance. Threshold assistance helps countries improve their policy environment to help build a strong foundation and to help them qualify for compact assistance. To date, MCC has signed threshold agreements totaling more than \$700 million with the following countries: Albania, Burkina Faso, Guatemala, Guyana, Honduras, Indonesia, Jordan, Kenya, Kiribati, Kosovo, Kyrgyz Republic, Liberia, Malawi, Moldova, Niger, Paraguay, Peru, Philippines, Rwanda, Saõ Tomé and Príncipe, Sierra Leone, Solomon Islands, Tanzania, The Gambia, Timor-Leste, Togo, Uganda, Ukraine, and Zambia. MCC is currently developing a threshold program with Mauritania, Philippines, and Tanzania.

For Fiscal Year 2025 (FY25), MCC is using the historical ceiling for International Development Association (IDA) eligibility, the Lower Middle Income/ Upper Middle Income threshold, and the threshold for initiating graduation from IBRD, as set by the World Bank, to divide the 109 countries into three income groups for the purpose of comparative analysis on the policy performance indicators. These three income groups include: 1) countries whose GNI per capita is less than or equal to \$2,165 in FY25, 2) those countries whose GNI per capita falls between \$2,166 and \$4,515 in FY25, and 3) those countries whose GNI per capita falls between \$4,516 and \$7,895 in FY25.<sup>1</sup>

In selecting compact and threshold eligible countries, MCC's Board evaluates: 1) candidate countries' performance on the policy indicators, 2) the opportunity for economic growth and poverty reduction, and 3) the availability of funds. If MCC has worked with a country on a previous threshold program or compact, MCC's Board also takes into consideration performance on the initial program.

To judge performance on the policy indicators, the Board will consider whether a country performs above the median or absolute threshold on at least half of the indicators, above the median on the *Control of Corruption* indicator, and above the absolute threshold on either the *Civil Liberties* or *Political Rights* indicators. Indicators with absolute thresholds in lieu of a median include a) *Inflation*, on which a country's inflation rate must be under a fixed ceiling of 15 percent; b) *Immunization Rates*, on which a country must have immunization coverage above 90% or the median, whichever is lower; c) *Political Rights*, on which countries must score above 17; and d) *Civil Liberties*, on which countries must score above 25. The Board will also take into consideration whether a country performs substantially worse in any category (*Ruling Justly*, *Investing in People*, or *Economic Freedom*) than they do on the overall scorecard. While the indicator methodology is the predominant basis for determining which countries will be eligible for MCA assistance, the Board may also consider supplemental information and take into account factors such as time lags and gaps in the data used to determine indicator scores.

<sup>1</sup> All GNI per capita estimates in this Scorebook are from the World Bank's July 1, 2024 publication entitled "Gross National Income per Capita 2023" and utilize the Atlas method estimates.

## Indicators—What They Measure

The 2025 Country Performance Scorebook measures performance on the policy criteria mandated in MCC’s authorizing legislation. By using information collected from independent third-party sources, MCC’s country selection process allows for an objective, comparable analysis across candidate countries. Data sources relied upon to produce this Scorebook are determined by the Board of Directors and are subject to change annually. Candidate countries may regularly consult with the indicator institutions regarding their performance to identify opportunities for reform and to raise questions about the data.

As a rule, MCC relies on indicators that:

- ★ are developed by an independent third party;
- ★ use an analytically-rigorous methodology and objective, high quality data;
- ★ are publicly available;
- ★ have broad country coverage among MCC candidate countries;
- ★ are comparable across countries;
- ★ have a clear theoretical or empirical link to economic growth and poverty reduction;
- ★ are policy-linked, i.e. measure factors that governments can influence; and
- ★ have broad consistency in results from year to year.

The following indicators are measured by MCC in the three categories of *Ruling Justly*, *Investing in People*, and *Encouraging Economic Freedom*.

### Ruling Justly

These indicators measure just and democratic governance, including a country’s demonstrated commitment to promoting political pluralism, equality, and the rule of law; respecting human and civil rights; protecting private property rights; encouraging transparency and accountability of government; and combating corruption.

- ★ **Civil Liberties** – Independent experts rate countries on: freedom of expression; association and organizational rights; rule of law and human rights; and personal autonomy and economic rights, among other things. *Source: Freedom House*
- ★ **Political Rights** – Independent experts rate countries on the prevalence of free and fair electoral processes; political pluralism and participation of all stakeholders; government accountability and transparency; freedom from domination by the military, foreign powers, totalitarian parties, religious hierarchies and economic oligarchies; and the political rights of minority groups, among other things. *Source: Freedom House*

### MCC Investments

Countries partnering with MCC undertake an economic analysis and engage in a consultation process with their citizens and the private sector to discuss how they can best use MCC funding to overcome barriers to poverty reduction and stimulate economic growth. Many countries have identified improvements to roads, ports, and railroads as vital to improving access to markets, schools, and health clinics for their people. Other countries have proposed building industrial parks, trade schools, and small business centers, and making improvements to water and sanitation services. For others, land tenure and agriculture projects, micro-lending credit programs, and improvements to irrigation systems are identified as priorities to reduce rural poverty.

- ★ **Freedom of Information** – Measures the legal and practical steps taken by a government to enable or allow information to move freely through society; this includes measures of press freedom, national freedom of information laws, and the extent to which a country is shutting down the internet or social media. *Source: Access Now / Centre for Law and Democracy / Reporters Without Borders*
- ★ **Government Effectiveness** – An index of surveys and expert assessments that rate countries on: the quality of public service provision; civil servants’ competency and independence from political pressures; and the government’s ability to plan and implement sound policies, among other things. *Source: World Bank/Brookings Institution’s Worldwide Governance Indicators*
- ★ **Rule of Law** – An index of surveys and expert assessments that rate countries on: the extent to which the public has confidence in and abides by the rules of society; the incidence and impact of violent and nonviolent crime; the effectiveness, independence, and predictability of the judiciary; the protection of property rights; and the enforceability of contracts, among other things. *Source: World Bank/Brookings Institution’s Worldwide Governance Indicators*
- ★ **Control of Corruption** – An index of surveys and expert assessments that rate countries on: “grand corruption” in the political arena; the frequency of petty corruption; the effects of corruption on the business environment; and the tendency of elites to engage in “state capture,” among other things. *Source: World Bank/Brookings Institution’s Worldwide Governance Indicators*

## Investing in People

These indicators measure investments in the promotion of broad-based primary education, strengthened capacity to provide quality public health, the reduction of child mortality, and the sustainable management of natural resources.

- ★ **Health Expenditures** – Total expenditures on health by government (excluding funding sourced from external donors) at all levels divided by gross domestic product (GDP). *Source: The World Health Organization (WHO)*
- ★ **Immunization Rates** – The average of DPT3 and measles immunization coverage rates for the most recent year available. *Source: WHO and the United Nations Children’s Fund (UNICEF)*
- ★ **Education Expenditures** – Total expenditures on education by government at all levels divided by GDP. *Source: The United Nations Educational, Scientific and Cultural Organization (UNESCO) Institute of Statistics and National Governments*
- ★ **Girls’ Primary Education Completion Rate** – The number of female students enrolled in the last grade of primary education minus repeaters divided by the population in the relevant age cohort (gross intake ratio in the last grade of primary). Countries with a GNI/capita of \$2,165 or less are assessed on this indicator. *Source: UNESCO Institute of Statistics and National Governments*
- ★ **Girls’ Lower Secondary Education Completion Rate** – The number of female pupils that have completed the last grade of lower secondary education divided by the population within three to five years of the intended age of completion, expressed as a percentage of the total population of females in the same age group. Countries with a GNI/capita between \$2,166 and \$4,515 are assessed on this indicator instead of Girls’ Primary Completion Rates. *Source: UNESCO Institute of Statistics and National Governments*
- ★ **Girls’ Upper Secondary Education Completion Rate** – The number of female pupils that have completed the last grade of upper secondary education divided by the population within three to five years of the intended age of completion, expressed as a percentage of the total population of females in the same age group. Countries with a GNI/capita between \$4,516 and \$7,895 are assessed on this indicator instead of Girls’ Primary Completion Rates. *Source: UNESCO Institute of Statistics and National Governments*

- ★ **Natural Resource Protection** – Assesses the degree to which a country government is committed to the protection and sustainable management of natural resources. *Source: The Yale Center for Environmental Law and Policy*
- ★ **Child Health** – An index made up of three indicators: access to improved water, access to improved sanitation, and child (ages 1-4) mortality. *Source: The Center for International Earth Science Information Network and the Yale Center for Environmental Law and Policy*

## Encouraging Economic Freedom

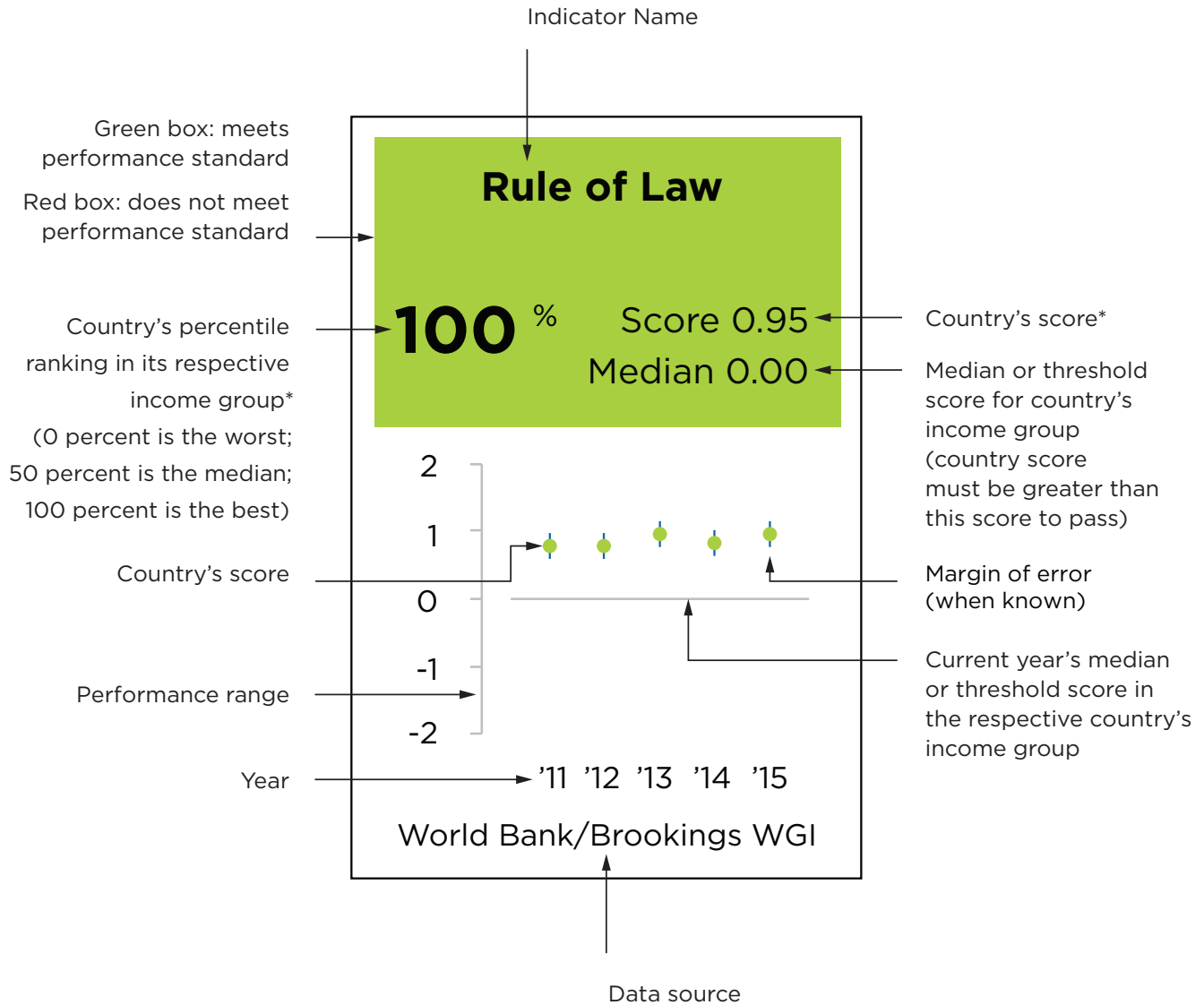
These indicators measure the extent to which a government encourages economic freedom, including a demonstrated commitment to economic policies that: encourage individuals and firms to participate in global trade and international capital markets, promote private sector growth and the sustainable management of natural resources, and strengthen market forces in the economy.

- ★ **Inflation** – The most recent average annual change in consumer prices. *Source: The International Monetary Fund's (IMF) World Economic Outlook Database*
- ★ **Fiscal Policy** – General government net lending/borrowing as a percent of GDP, averaged over a three-year period. Net lending/borrowing is calculated as revenue minus total expenditure. *Source: The IMF's World Economic Outlook Database*
- ★ **Employment Opportunity** – An index that rates countries based on their commitment to protecting worker's rights including laws against employment discrimination, protections for disability rights, the elimination of forced labor and the ability of civil society organizations to start-up and close freely. *Source: Varieties of Democracy Institute and WORLD Policy Analysis Center (UCLA)*
- ★ **Trade Policy** – A measure of a country's openness to international trade based on weighted average tariff rates and non-tariff barriers to trade. *Source: The Heritage Foundation's Index of Economic Freedom*
- ★ **Regulatory Quality** – An index of surveys and expert assessments that rate countries on: the burden of regulations on business; price controls; the government's role in the economy; and foreign investment regulation, among other areas. *Source: World Bank/Brookings Institution's Worldwide Governance Indicators*
- ★ **Land Rights and Access** – An index that rates countries on the extent to which the institutional, legal, and market framework provides secure land tenure and equitable access to land in rural areas and the extent to which men and women have the right to private property in practice and in law. *Source: The International Fund for Agricultural Development and Varieties of Democracy Index*
- ★ **Access to Credit** – An index that ranks countries based on access and use of formal and informal financial services as measured by the number of bank branches and ATMs per 100,000 adults and the share of adults that have an account at a traditional financial institution or money market provider. *Source: Financial Development Index (International Monetary Fund) and Findex (World Bank)*
- ★ **Gender in the Economy** – An index that measures the extent to which laws provide men and women equal capacity to generate income or participate in the economy, including factors such as the capacity to access institutions, get a job, register a business, sign a contract, open a bank account, choose where to live, to travel freely, property rights protections, protections against domestic violence, and child marriage, among others. *Source: Women, Business, and the Law (World Bank) and the WORLD Policy Analysis Center (UCLA)*

## Reading the Scores—A Reference Guide

Every year each MCC candidate country receives a scorecard assessing performance in three policy categories: *Ruling Justly*, *Investing in People*, and *Encouraging Economic Freedom*.

For more information regarding the MCC Selection Process and these indicators, please visit MCC's website at [www.mcc.gov/selection](http://www.mcc.gov/selection)





# Part 1: Scorecards for Countries with GNI/capita $\leq$ \$2,165



MILLENNIUM  
CHALLENGE CORPORATION

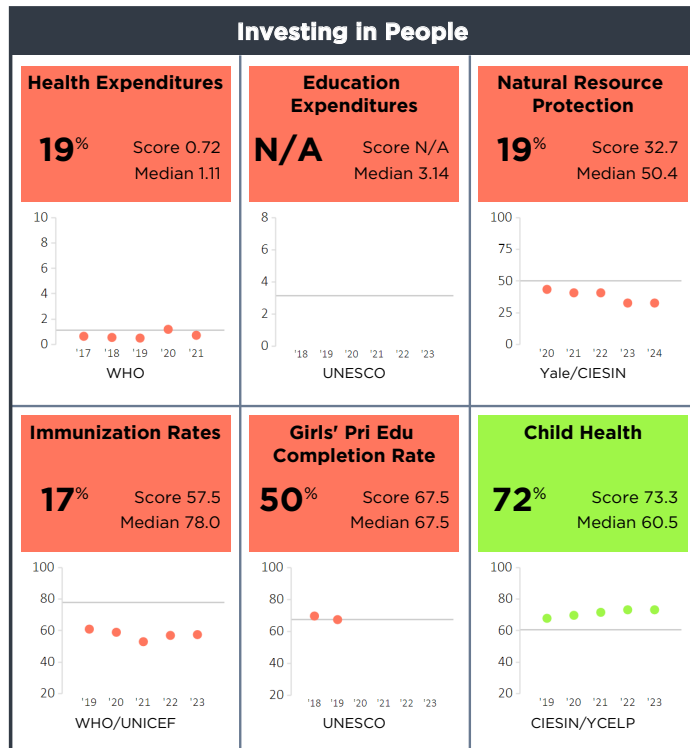
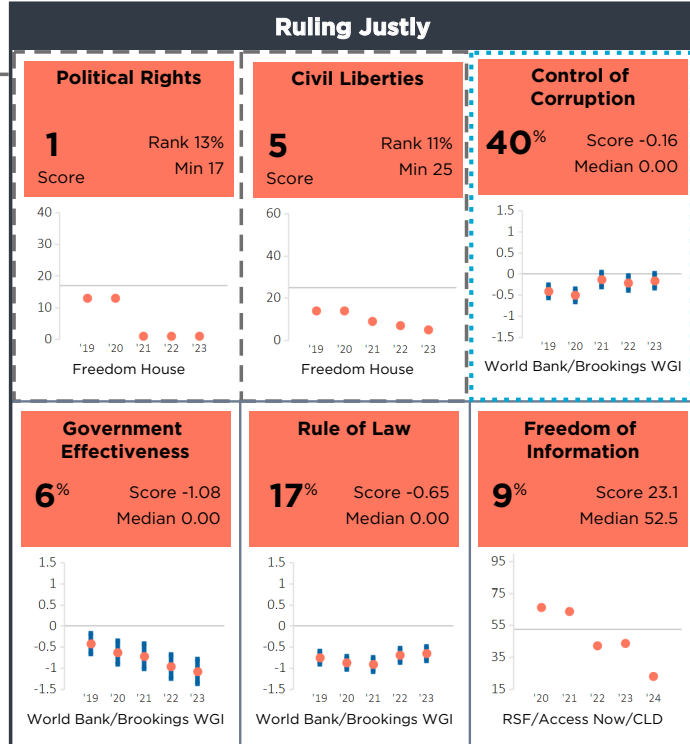
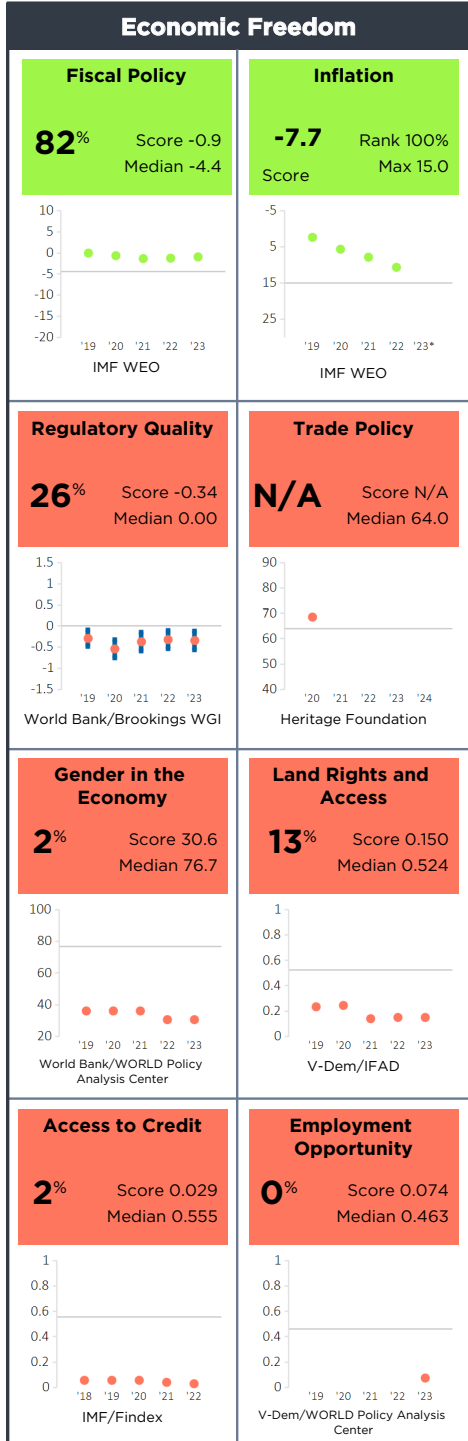
Reducing Poverty Through Growth

# Afghanistan FY25

Population 42,240,000  
 GNI/Cap \$360  
 Category GNI/Cap ≤ \$2,165

Half Scorecard Passed **X**  
 Control of Corruption **X**  
 Democratic Rights **X**

Afghanistan



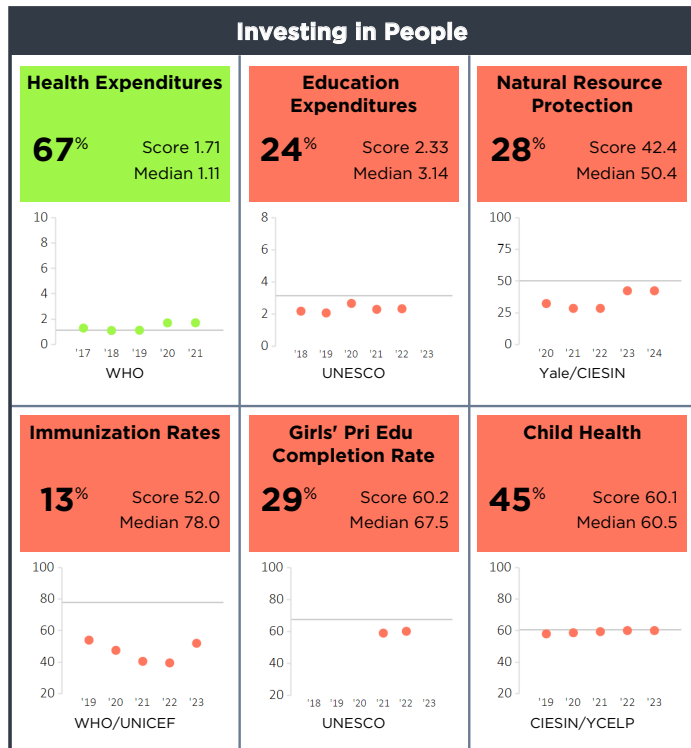
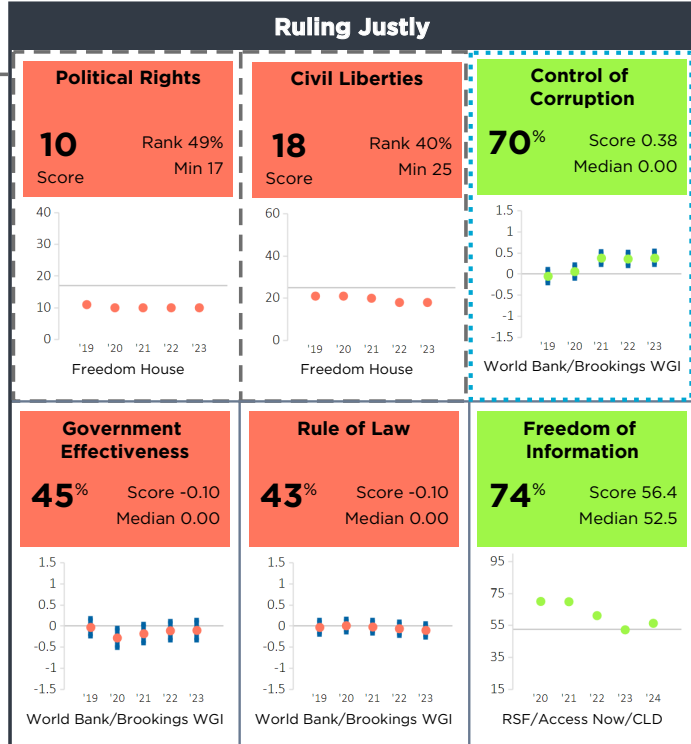
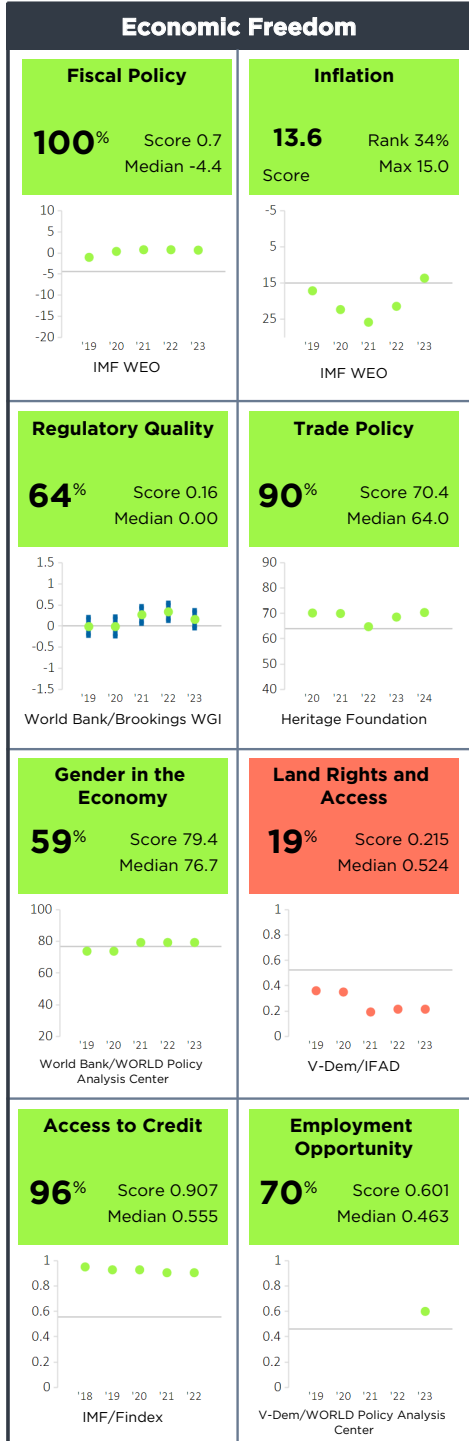
For more information regarding the Millennium Challenge Account Selection Process and these indicators, please consult MCC's website [www.mcc.gov/selection](http://www.mcc.gov/selection)

\* Indicates the country has a score this year, but the score is outside the range of scores shown on the chart.

# Angola FY25

Population 36,684,000  
 GNI/Cap \$2,130  
 Category GNI/Cap ≤ \$2,165

Half Scorecard Passed   
 Control of Corruption   
 Democratic Rights



For more information regarding the Millennium Challenge Account Selection Process and these indicators, please consult MCC's website [www.mcc.gov/selection](http://www.mcc.gov/selection)

Angola

# Benin FY25

Population 13,713,000  
 GNI/Cap \$1,440  
 Category GNI/Cap ≤ \$2,165

Half Scorecard Passed ✓  
 Control of Corruption ✓  
 Democratic Rights ✓

Benin

### Economic Freedom

<b>Fiscal Policy</b> <b>32%</b> Score -5.1 Median -4.4 <p>IMF WEO</p>	<b>Inflation</b> <b>2.8</b> Rank 89% Score Max 15.0 <p>IMF WEO</p>
<b>Regulatory Quality</b> <b>98%</b> Score 0.63 Median 0.00 <p>World Bank/Brookings WGI</p>	<b>Trade Policy</b> <b>43%</b> Score 63.0 Median 64.0 <p>Heritage Foundation</p>
<b>Gender in the Economy</b> <b>91%</b> Score 85.6 Median 76.7 <p>World Bank/WORLD Policy Analysis Center</p>	<b>Land Rights and Access</b> <b>94%</b> Score 0.829 Median 0.524 <p>V-Dem/IFAD</p>
<b>Access to Credit</b> <b>58%</b> Score 0.575 Median 0.555 <p>IMF/Findex</p>	<b>Employment Opportunity</b> <b>79%</b> Score 0.622 Median 0.463 <p>V-Dem/WORLD Policy Analysis Center</p>

### Ruling Justly

<b>Political Rights</b> <b>19</b> Rank 74% Score Min 17 <p>Freedom House</p>	<b>Civil Liberties</b> <b>42</b> Rank 100% Score Min 25 <p>Freedom House</p>	<b>Control of Corruption</b> <b>96%</b> Score 0.95 Median 0.00 <p>World Bank/Brookings WGI</p>
<b>Government Effectiveness</b> <b>96%</b> Score 0.69 Median 0.00 <p>World Bank/Brookings WGI</p>	<b>Rule of Law</b> <b>81%</b> Score 0.50 Median 0.00 <p>World Bank/Brookings WGI</p>	<b>Freedom of Information</b> <b>81%</b> Score 60.7 Median 52.5 <p>RSF/Access Now/CLD</p>

### Investing in People

<b>Health Expenditures</b> <b>0%</b> Score 0.32 Median 1.11 <p>WHO</p>	<b>Education Expenditures</b> <b>58%</b> Score 3.38 Median 3.14 <p>UNESCO</p>	<b>Natural Resource Protection</b> <b>87%</b> Score 62.9 Median 50.4 <p>Yale/CIESIN</p>
<b>Immunization Rates</b> <b>23%</b> Score 60.5 Median 78.0 <p>WHO/UNICEF</p>	<b>Girls' Pri Edu Completion Rate</b> <b>32%</b> Score 61.9 Median 67.5 <p>UNESCO</p>	<b>Child Health</b> <b>19%</b> Score 49.5 Median 60.5 <p>CIESIN/YCELP</p>

For more information regarding the Millennium Challenge Account Selection Process and these indicators, please consult MCC's website [www.mcc.gov/selection](http://www.mcc.gov/selection)

# Burkina Faso FY25

Population 23,251,000  
 GNI/Cap \$850  
 Category GNI/Cap ≤ \$2,165

Half Scorecard Passed   
 Control of Corruption   
 Democratic Rights



For more information regarding the Millennium Challenge Account Selection Process and these indicators, please consult MCC's website [www.mcc.gov/selection](http://www.mcc.gov/selection)

Burkina Faso

# Burma FY25

Population 54,578,000  
 GNI/Cap \$1,210  
 Category GNI/Cap ≤ \$2,165

Half Scorecard Passed **X**  
 Control of Corruption **X**  
 Democratic Rights **X**

Burma

### Economic Freedom

<b>Fiscal Policy</b> <b>30%</b> Score -5.8 Median -4.4  IMF WEO	<b>Inflation</b> <b>27.1</b> Rank 20% Score Max 15.0  IMF WEO
<b>Regulatory Quality</b> <b>17%</b> Score -0.51 Median 0.00  World Bank/Brookings WGI	<b>Trade Policy</b> <b>79%</b> Score 68.6 Median 64.0  Heritage Foundation
<b>Gender in the Economy</b> <b>22%</b> Score 61.1 Median 76.7  World Bank/WORLD Policy Analysis Center	<b>Land Rights and Access</b> <b>11%</b> Score 0.149 Median 0.524  V-Dem/IFAD
<b>Access to Credit</b> <b>80%</b> Score 0.675 Median 0.555  IMF/Findex	<b>Employment Opportunity</b> <b>11%</b> Score 0.202 Median 0.463  V-Dem/WORLD Policy Analysis Center

### Ruling Justly

<b>Political Rights</b> <b>0</b> Rank 6% Score Min 17  Freedom House	<b>Civil Liberties</b> <b>8</b> Rank 17% Score Min 25  Freedom House	<b>Control of Corruption</b> <b>34%</b> Score -0.22 Median 0.00  World Bank/Brookings WGI
<b>Government Effectiveness</b> <b>17%</b> Score -0.85 Median 0.00  World Bank/Brookings WGI	<b>Rule of Law</b> <b>21%</b> Score -0.61 Median 0.00  World Bank/Brookings WGI	<b>Freedom of Information</b> <b>2%</b> Score 15.4 Median 52.5  RSF/Access Now/CLD

### Investing in People

<b>Health Expenditures</b> <b>47%</b> Score 1.06 Median 1.11  WHO	<b>Education Expenditures</b> <b>13%</b> Score 2.00 Median 3.14  UNESCO	<b>Natural Resource Protection</b> <b>15%</b> Score 30.9 Median 50.4  Yale/CIESIN
<b>Immunization Rates</b> <b>45%</b> Score 75.0 Median 78.0  WHO/UNICEF	<b>Girls' Pri Edu Completion Rate</b> <b>97%</b> Score 105.0 Median 67.5  UNESCO	<b>Child Health</b> <b>83%</b> Score 82.0 Median 60.5  CIESIN/YCELP

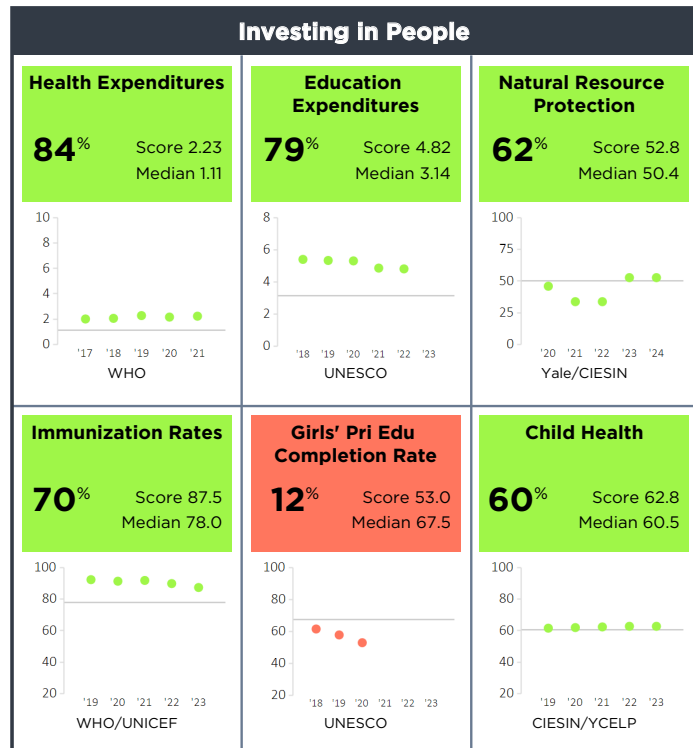
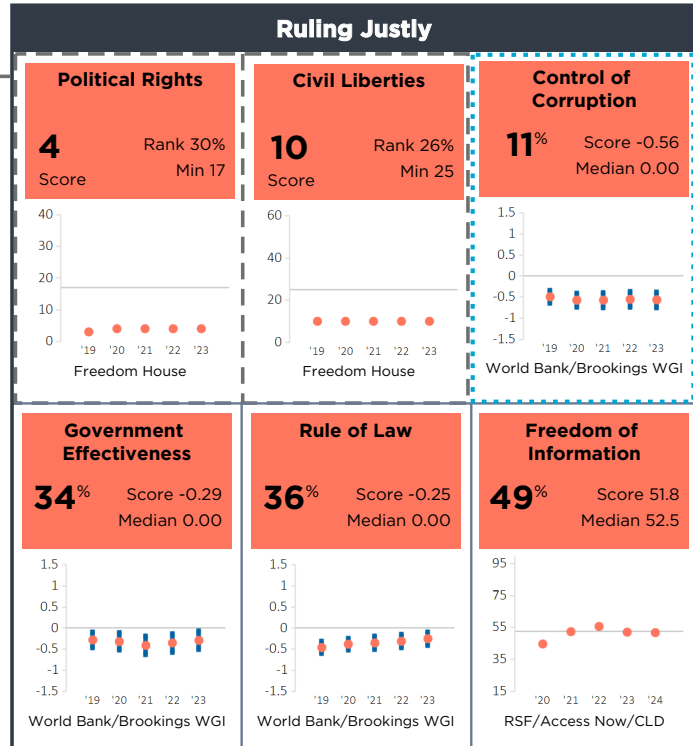
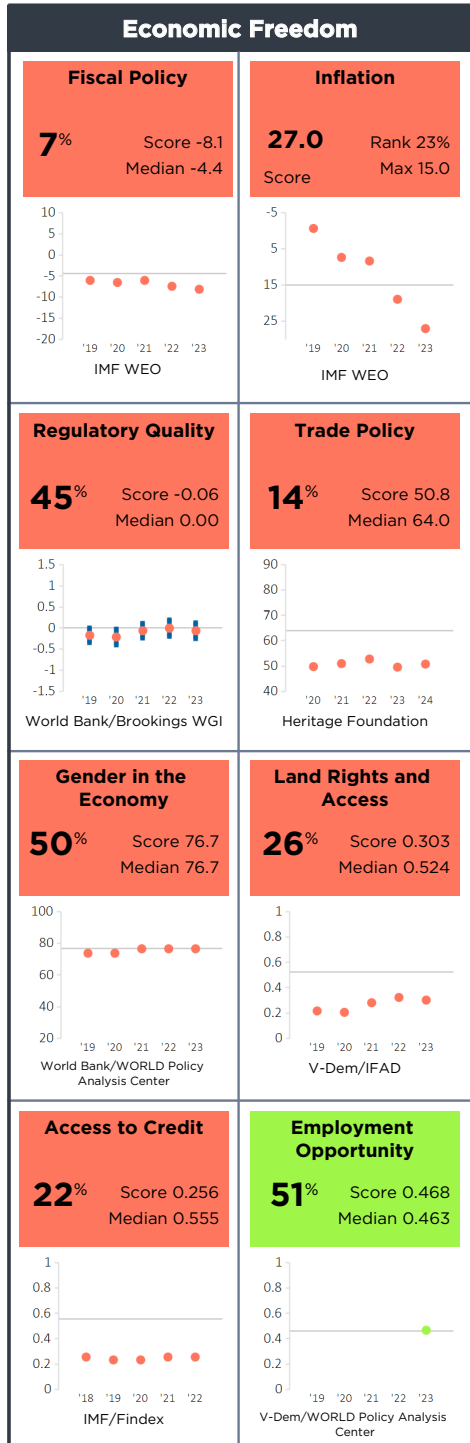
For more information regarding the Millennium Challenge Account Selection Process and these indicators, please consult MCC's website [www.mcc.gov/selection](http://www.mcc.gov/selection)

\* Indicates the country has a score this year, but the score is outside the range of scores shown on the chart.

# Burundi FY25

Population 13,239,000  
 GNI/Cap \$230  
 Category GNI/Cap ≤ \$2,165

Half Scorecard Passed **X**  
 Control of Corruption **X**  
 Democratic Rights **X**



For more information regarding the Millennium Challenge Account Selection Process and these indicators, please consult MCC's website [www.mcc.gov/selection](http://www.mcc.gov/selection)

Burundi

# Cambodia FY25

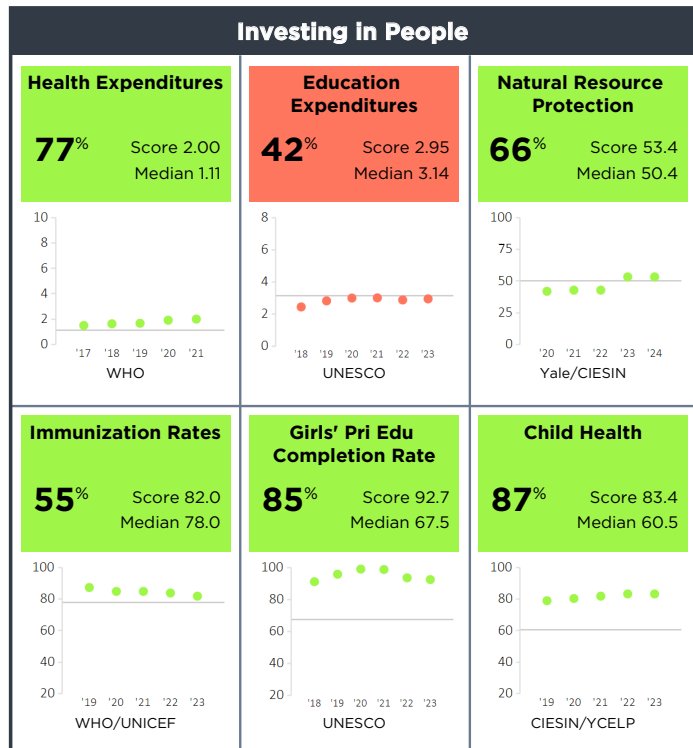
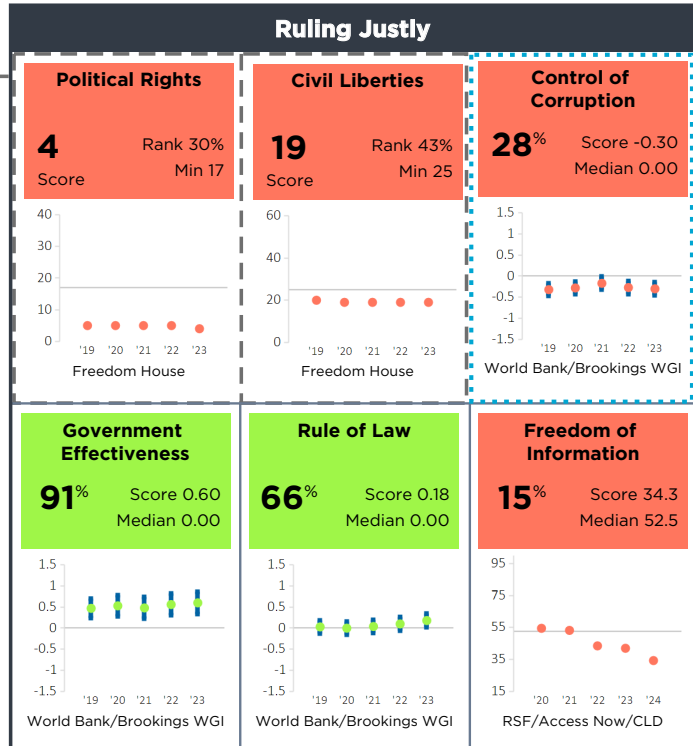
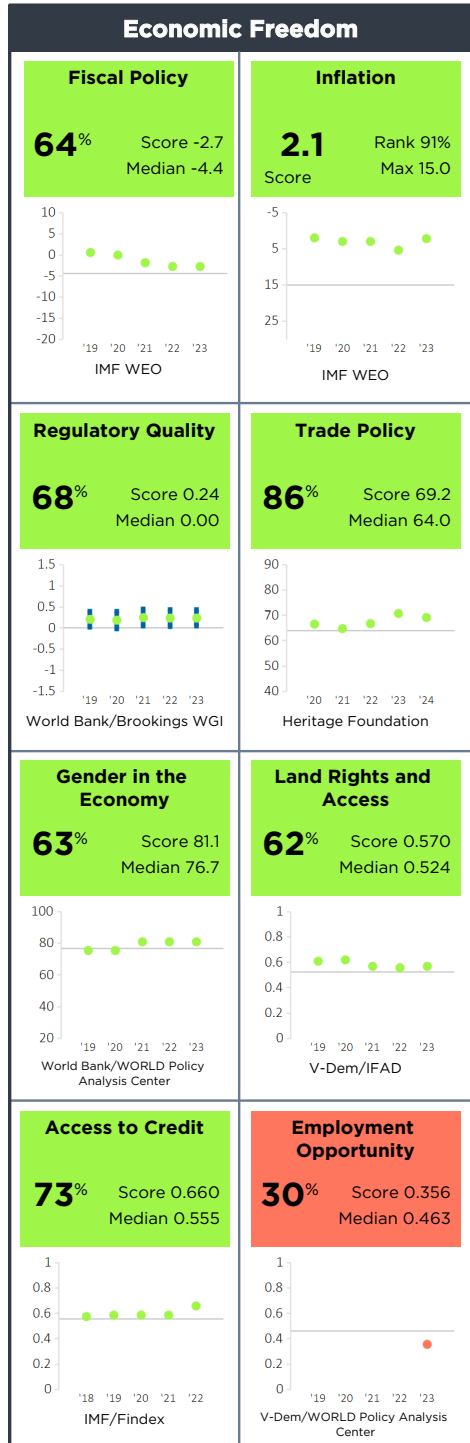
Population 16,945,000  
 GNI/Cap \$1,810  
 Category GNI/Cap ≤ \$2,165

Half Scorecard Passed ✓

Control of Corruption ✗

Democratic Rights ✗

Cambodia



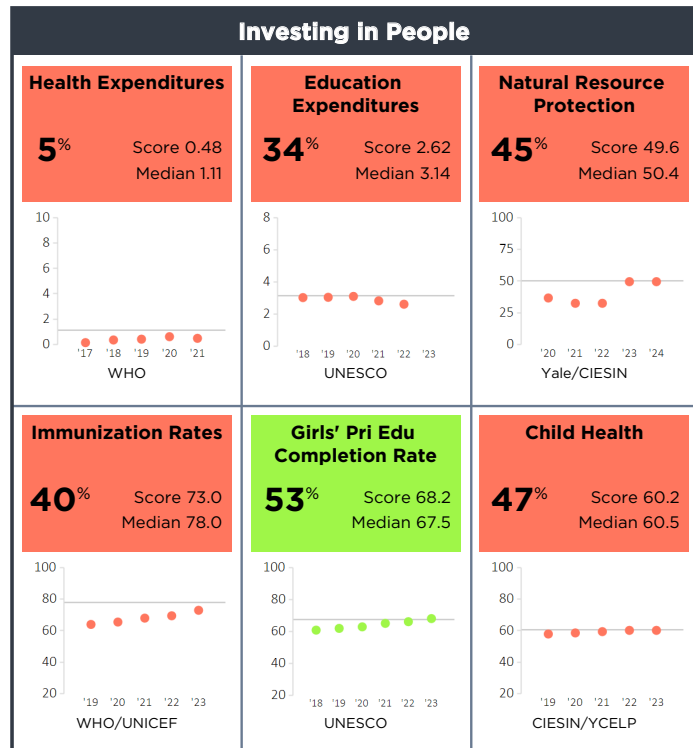
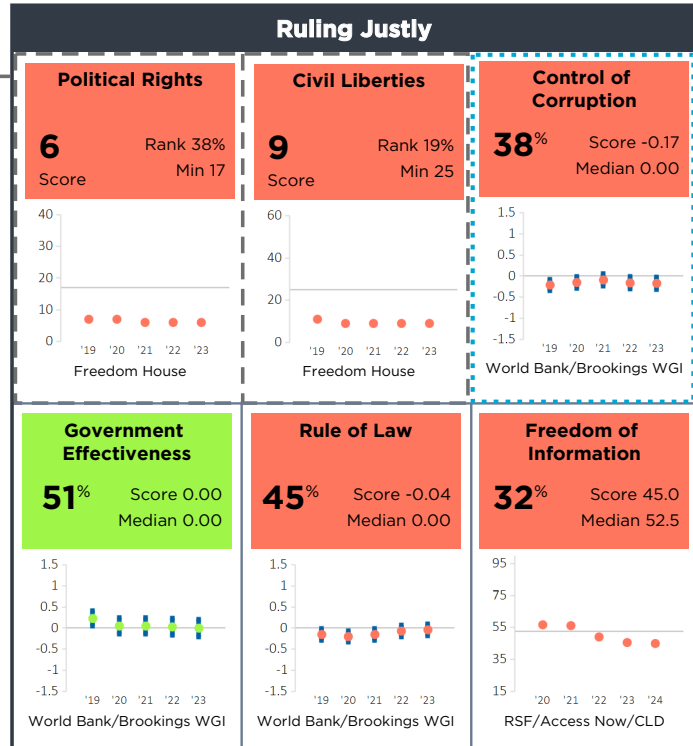
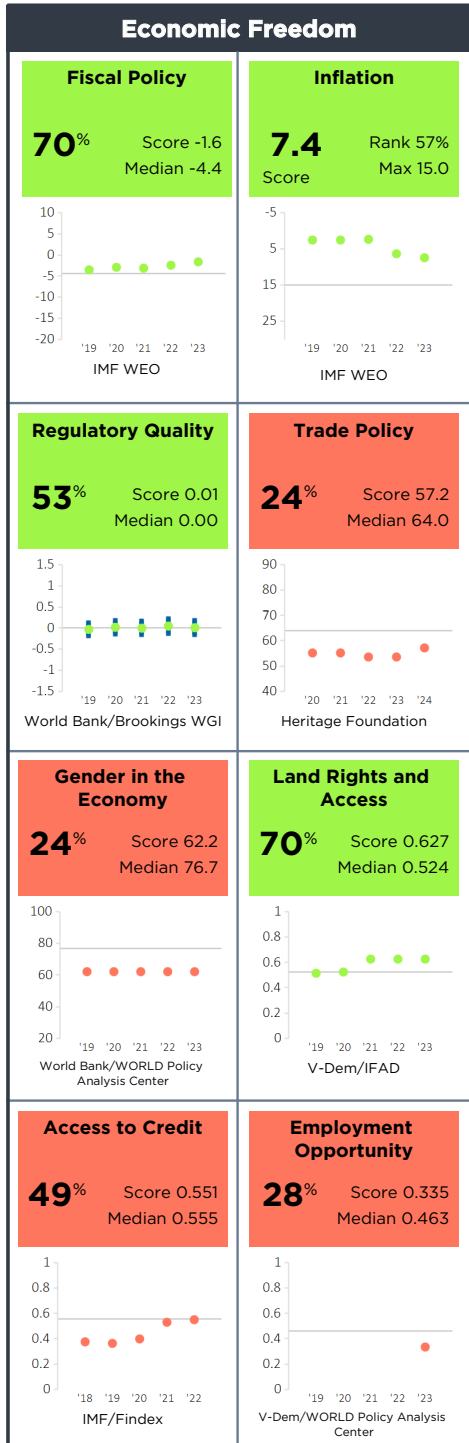
For more information regarding the Millennium Challenge Account Selection Process and these indicators, please consult MCC's website [www.mcc.gov/selection](http://www.mcc.gov/selection)



# Cameroon FY25

Population 28,647,000  
 GNI/Cap \$1,650  
 Category GNI/Cap ≤ \$2,165

Half Scorecard Passed **X**  
 Control of Corruption **X**  
 Democratic Rights **X**



For more information regarding the Millennium Challenge Account Selection Process and these indicators, please consult MCC's website [www.mcc.gov/selection](http://www.mcc.gov/selection)

Cameroon

# Central African Republic FY25

Population 5,742,000  
 GNI/Cap \$470  
 Category GNI/Cap ≤ \$2,165

Half Scorecard Passed **X**  
 Control of Corruption **X**  
 Democratic Rights **X**

Central African Republic

### Economic Freedom

<b>Fiscal Policy</b> <b>39%</b> Score -5.0 Median -4.4 <p>IMF WEO</p>	<b>Inflation</b> <b>3.0</b> Rank 86% Score Max 15.0 <p>IMF WEO</p>
<b>Regulatory Quality</b> <b>15%</b> Score -0.54 Median 0.00 <p>World Bank/Brookings WGI</p>	<b>Trade Policy</b> <b>7%</b> Score 50.4 Median 64.0 <p>Heritage Foundation</p>
<b>Gender in the Economy</b> <b>61%</b> Score 80.0 Median 76.7 <p>World Bank/WORLD Policy Analysis Center</p>	<b>Land Rights and Access</b> <b>21%</b> Score 0.218 Median 0.524 <p>V-Dem/IFAD</p>
<b>Access to Credit</b> <b>7%</b> Score 0.047 Median 0.555 <p>IMF/Findex</p>	<b>Employment Opportunity</b> <b>43%</b> Score 0.426 Median 0.463 <p>V-Dem/WORLD Policy Analysis Center</p>

### Ruling Justly

<b>Political Rights</b> <b>1</b> Rank 13% Score Min 17 <p>Freedom House</p>	<b>Civil Liberties</b> <b>4</b> Rank 4% Score Min 25 <p>Freedom House</p>	<b>Control of Corruption</b> <b>26%</b> Score -0.32 Median 0.00 <p>World Bank/Brookings WGI</p>
<b>Government Effectiveness</b> <b>19%</b> Score -0.83 Median 0.00 <p>World Bank/Brookings WGI</p>	<b>Rule of Law</b> <b>11%</b> Score -0.76 Median 0.00 <p>World Bank/Brookings WGI</p>	<b>Freedom of Information</b> <b>79%</b> Score 60.1 Median 52.5 <p>RSF/Access Now/CLD</p>

### Investing in People

<b>Health Expenditures</b> <b>56%</b> Score 1.26 Median 1.11 <p>WHO</p>	<b>Education Expenditures</b> <b>18%</b> Score 2.12 Median 3.14 <p>UNESCO</p>	<b>Natural Resource Protection</b> <b>94%</b> Score 68.1 Median 50.4 <p>Yale/CIESIN</p>
<b>Immunization Rates</b> <b>2%</b> Score 41.5 Median 78.0 <p>WHO/UNICEF</p>	<b>Girls' Pri Edu Completion Rate</b> <b>N/A</b> Score N/A Median 67.5 <p>UNESCO</p>	<b>Child Health</b> <b>6%</b> Score 38.8 Median 60.5 <p>CIESIN/YCELP</p>

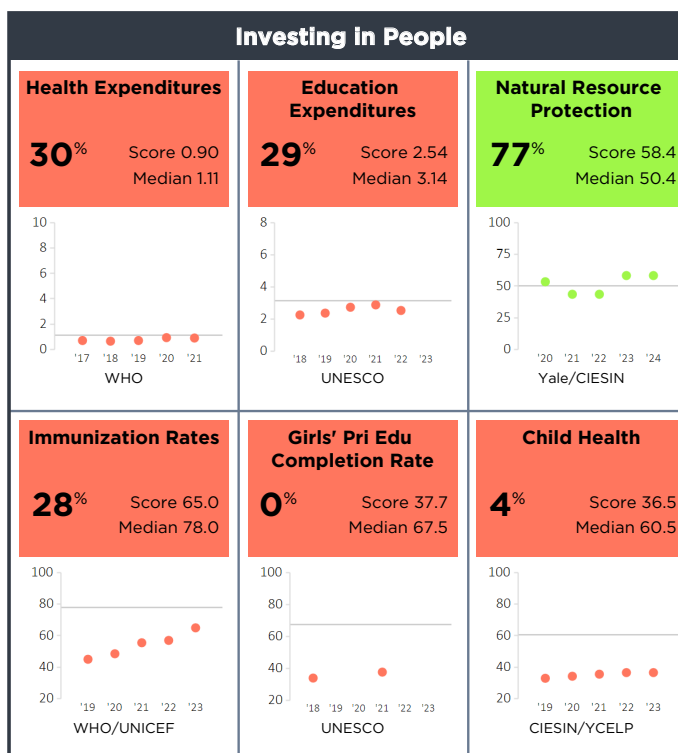
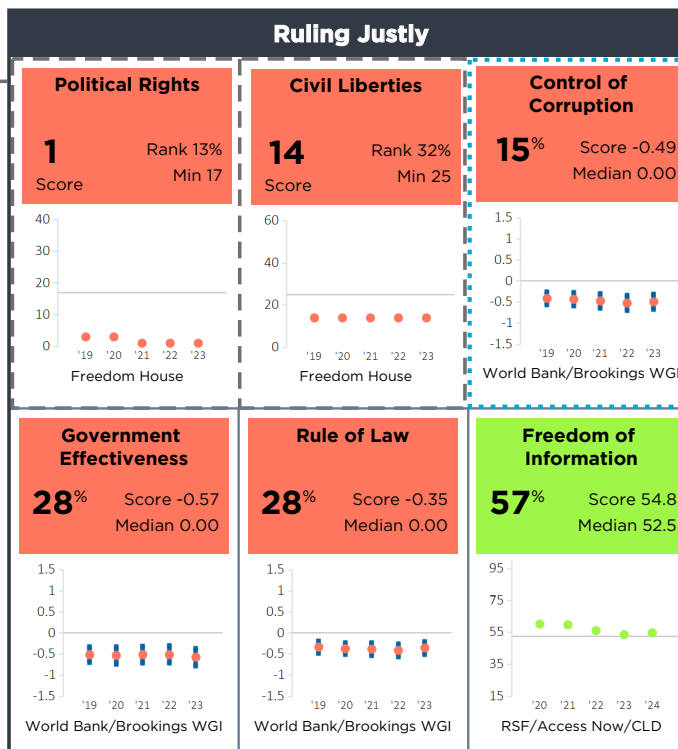
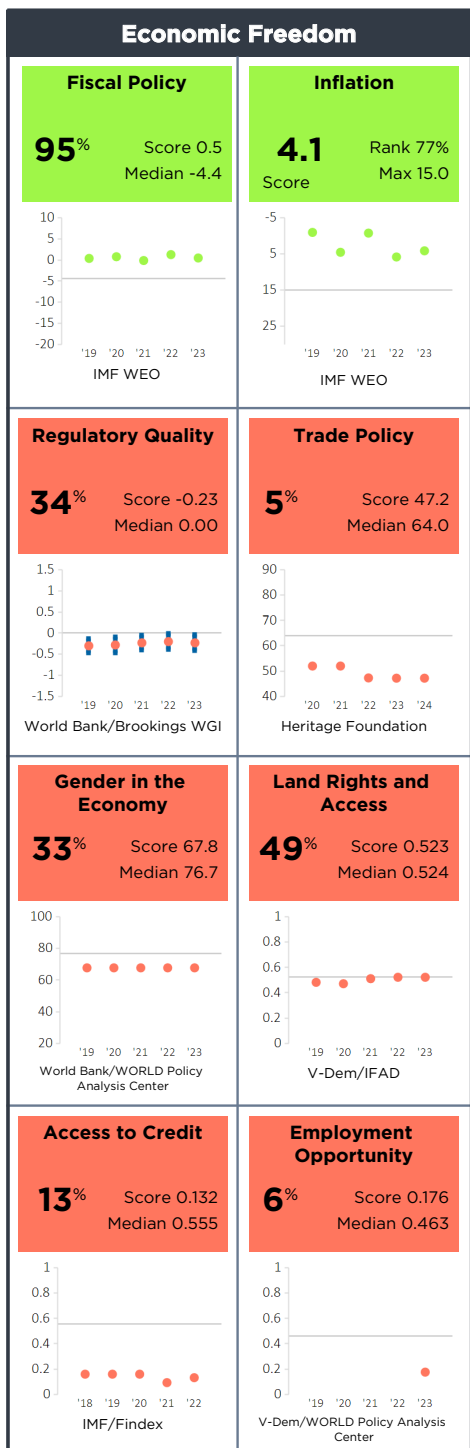
For more information regarding the Millennium Challenge Account Selection Process and these indicators, please consult MCC's website [www.mcc.gov/selection](http://www.mcc.gov/selection)

# Chad FY25

Population 18,279,000  
 GNI/Cap \$710  
 Category GNI/Cap ≤ \$2,165

Half Scorecard Passed **X**  
 Control of Corruption **X**  
 Democratic Rights **X**

Chad



For more information regarding the Millennium Challenge Account Selection Process and these indicators, please consult MCC's website [www.mcc.gov/selection](http://www.mcc.gov/selection)

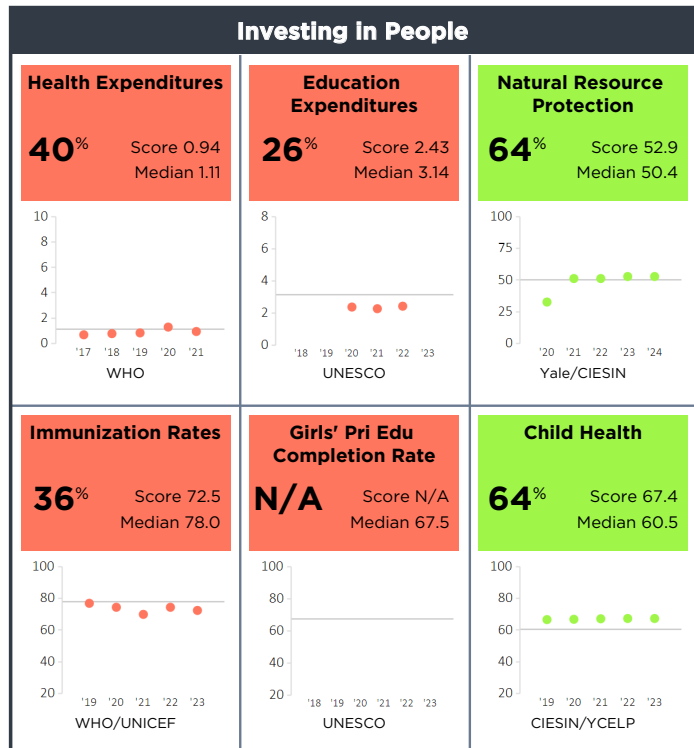
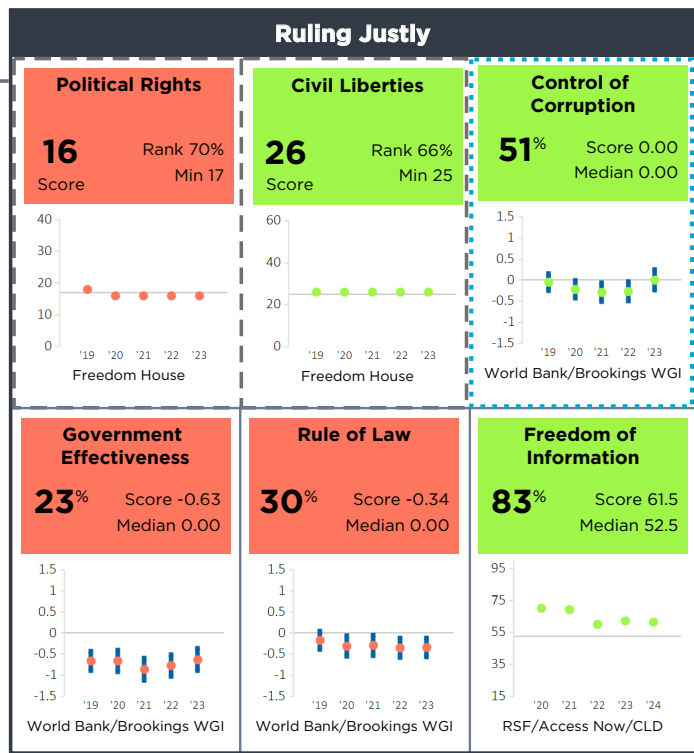
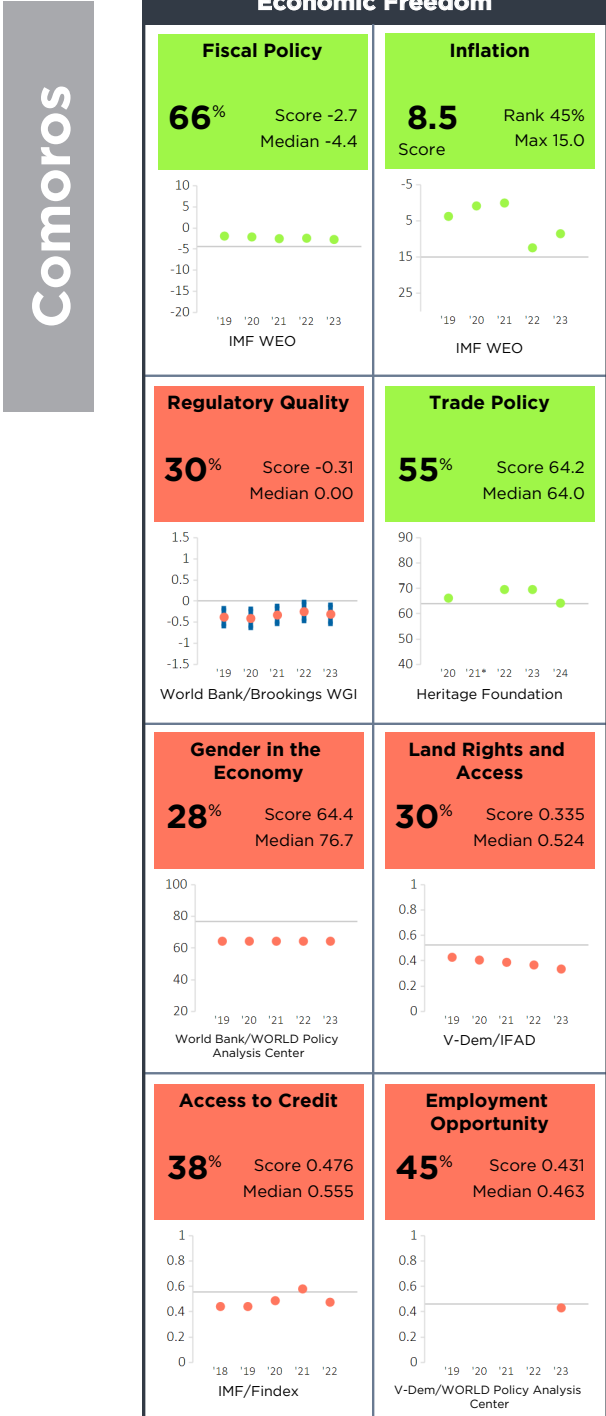
# Comoros FY25

Population 852,000  
 GNI/Cap \$1,600  
 Category GNI/Cap ≤ \$2,165

Half Scorecard Passed **X**

Control of Corruption **✓**

Democratic Rights **✓**



For more information regarding the Millennium Challenge Account Selection Process and these indicators, please consult MCC's website [www.mcc.gov/selection](http://www.mcc.gov/selection)

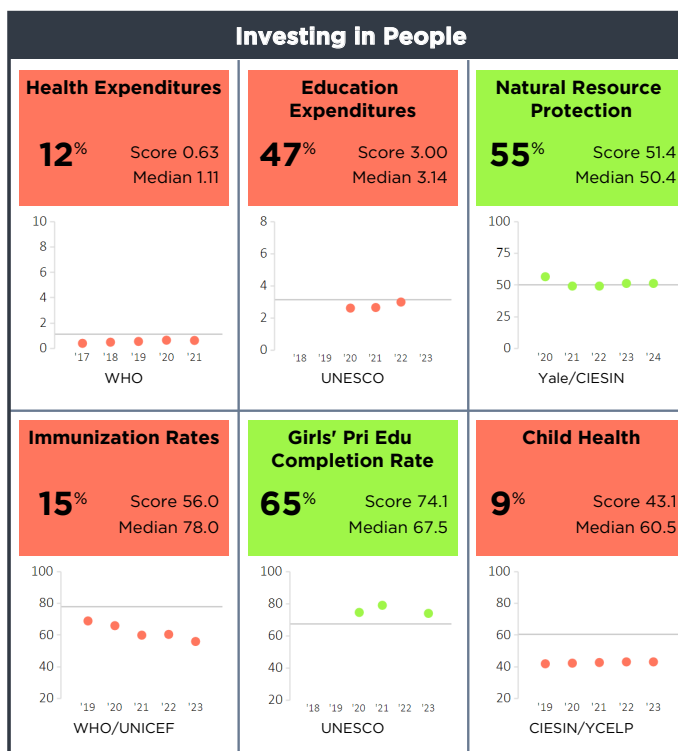
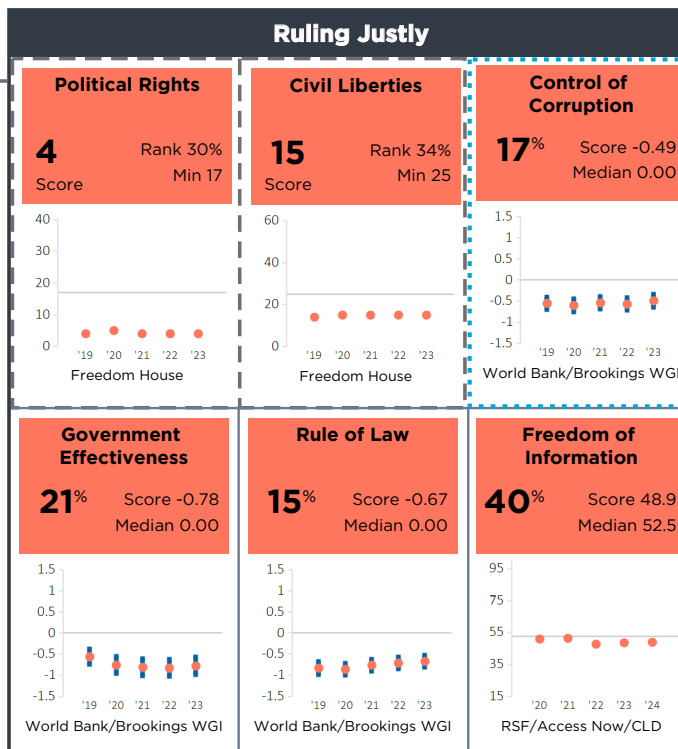
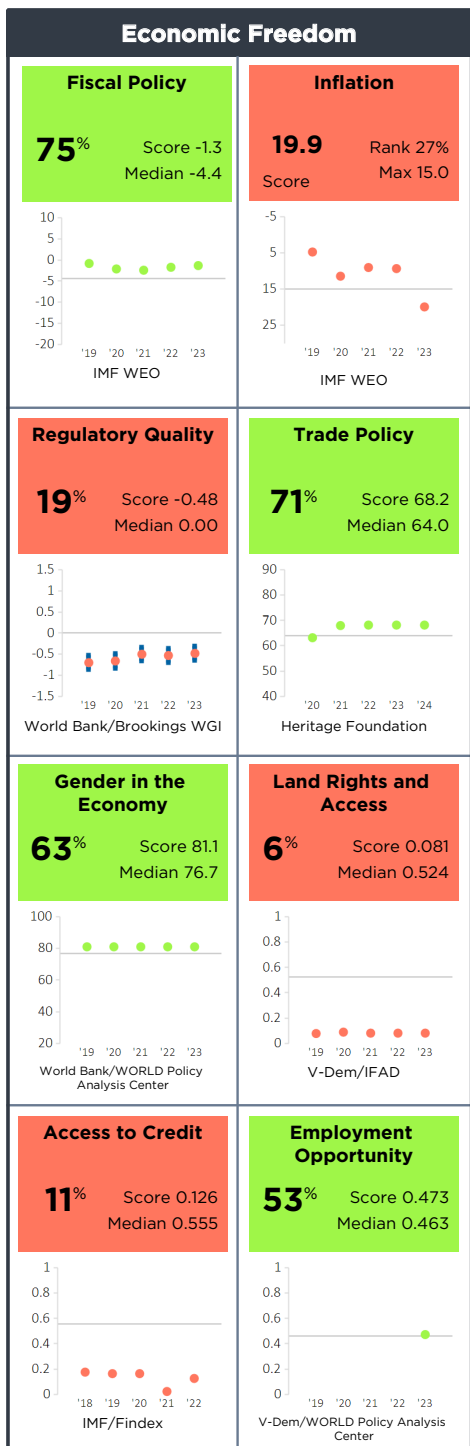
\* Indicates the country has a score this year, but the score is outside the range of scores shown on the chart.

Comoros

# Congo, Dem. Rep. FY25

Population 102,263,000  
 GNI/Cap \$660  
 Category GNI/Cap ≤ \$2,165

Half Scorecard Passed **X**  
 Control of Corruption **X**  
 Democratic Rights **X**



For more information regarding the Millennium Challenge Account Selection Process and these indicators, please consult MCC's website [www.mcc.gov/selection](http://www.mcc.gov/selection)

Congo, Dem. Rep.

# Eritrea FY25

Population 3,749,000

GNI/Cap

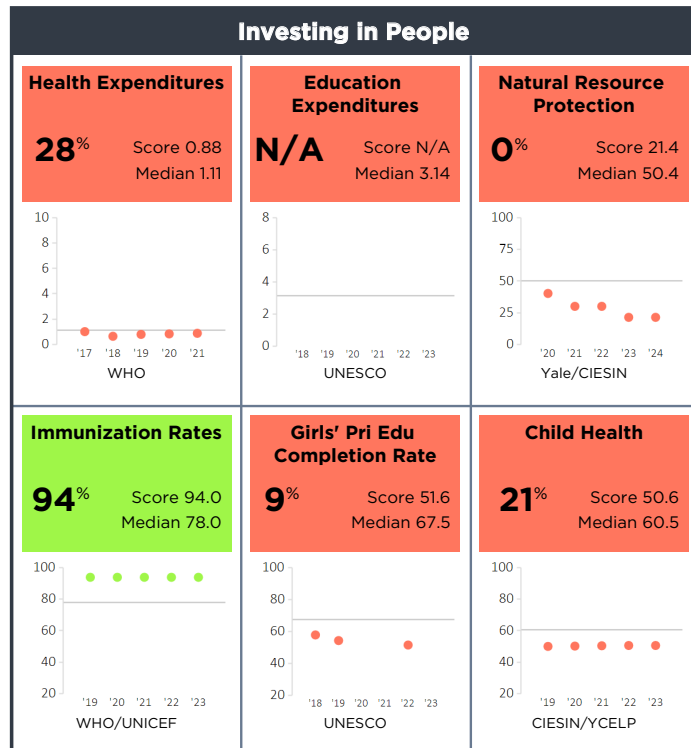
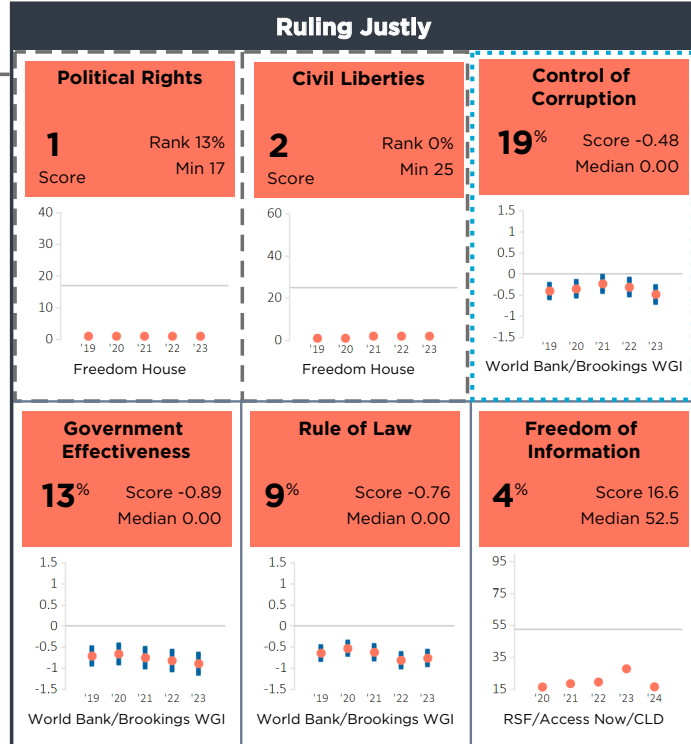
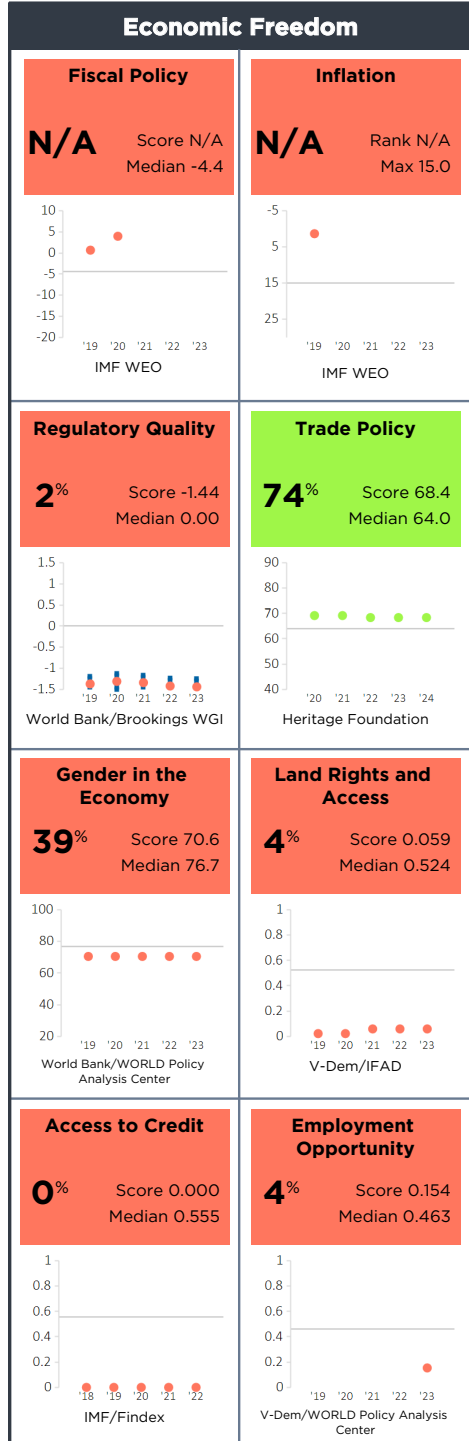
Category GNI/Cap ≤ \$2,165

Half Scorecard Passed **X**

Control of Corruption **X**

Democratic Rights **X**

Eritrea

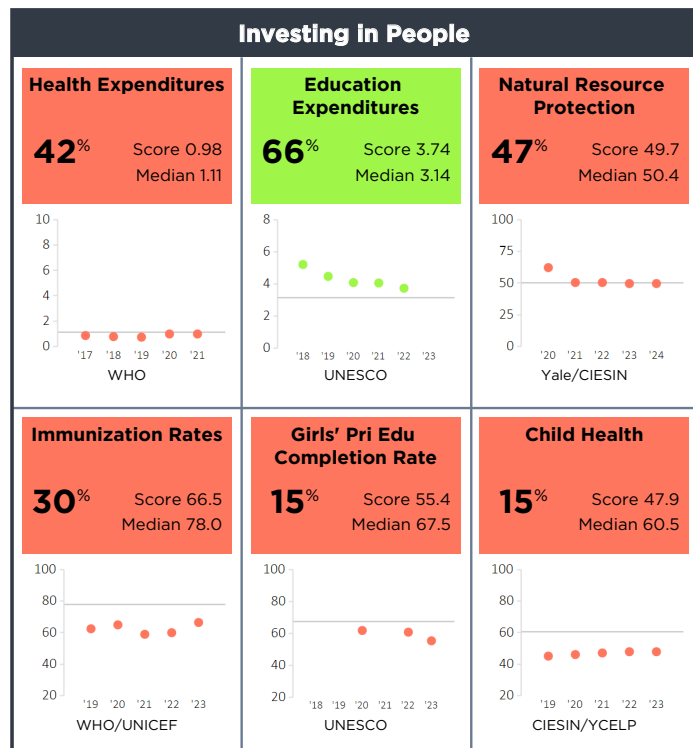
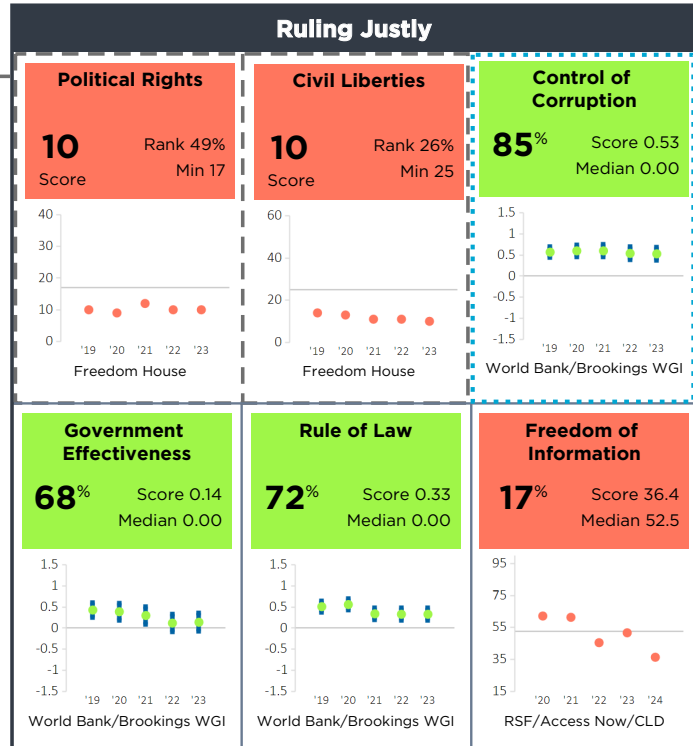
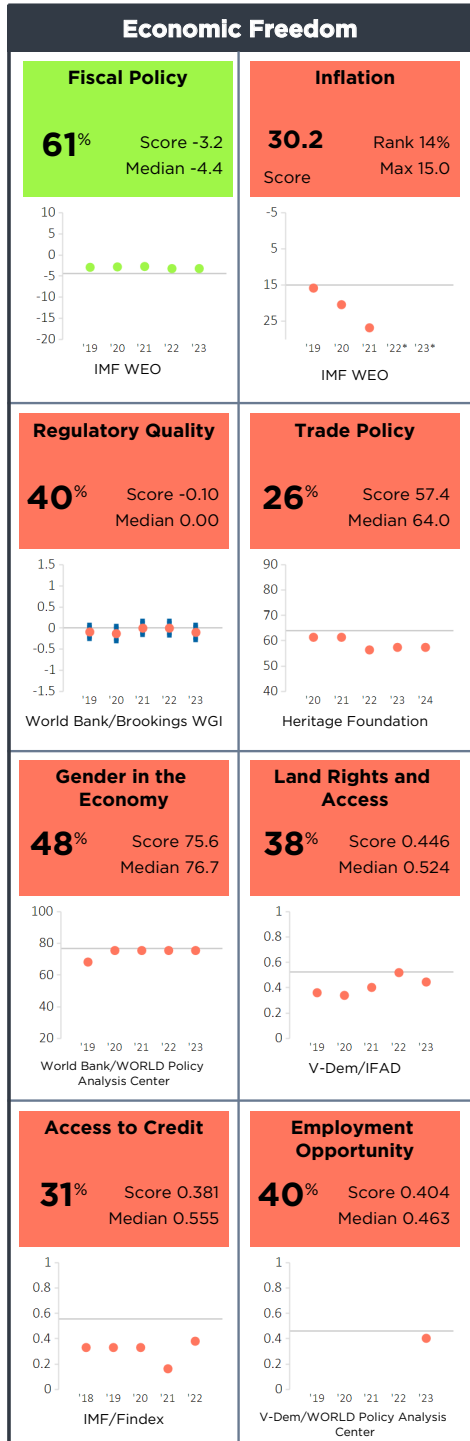


For more information regarding the Millennium Challenge Account Selection Process and these indicators, please consult MCC's website [www.mcc.gov/selection](http://www.mcc.gov/selection)

# Ethiopia FY25

Population 126,527,000  
 GNI/Cap \$1,130  
 Category GNI/Cap ≤ \$2,165

Half Scorecard Passed **X**  
 Control of Corruption **✓**  
 Democratic Rights **X**



For more information regarding the Millennium Challenge Account Selection Process and these indicators, please consult MCC's website [www.mcc.gov/selection](http://www.mcc.gov/selection)

\* Indicates the country has a score this year, but the score is outside the range of scores shown on the chart.

Ethiopia

# Gambia FY25

Population 2,773,000  
 GNI/Cap \$830  
 Category GNI/Cap ≤ \$2,165

Half Scorecard Passed ✓  
 Control of Corruption ✓  
 Democratic Rights ✓

Gambia

### Economic Freedom

<b>Fiscal Policy</b> <b>48%</b> Score -4.5 Median -4.4 <p>IMF WEO</p>	<b>Inflation</b> <b>17.0</b> Rank 30% Score Max 15.0 <p>IMF WEO</p>
<b>Regulatory Quality</b> <b>74%</b> Score 0.29 Median 0.00 <p>World Bank/Brookings WGI</p>	<b>Trade Policy</b> <b>62%</b> Score 66.8 Median 64.0 <p>Heritage Foundation</p>
<b>Gender in the Economy</b> <b>35%</b> Score 68.3 Median 76.7 <p>World Bank/WORLD Policy Analysis Center</p>	<b>Land Rights and Access</b> <b>74%</b> Score 0.666 Median 0.524 <p>V-Dem/IFAD</p>
<b>Access to Credit</b> <b>53%</b> Score 0.564 Median 0.555 <p>IMF/Findex</p>	<b>Employment Opportunity</b> <b>98%</b> Score 0.782 Median 0.463 <p>V-Dem/WORLD Policy Analysis Center</p>

### Ruling Justly

<b>Political Rights</b> <b>22</b> Rank 79% Score Min 17 <p>Freedom House</p>	<b>Civil Liberties</b> <b>28</b> Rank 74% Score Min 25 <p>Freedom House</p>	<b>Control of Corruption</b> <b>89%</b> Score 0.71 Median 0.00 <p>World Bank/Brookings WGI</p>
<b>Government Effectiveness</b> <b>81%</b> Score 0.32 Median 0.00 <p>World Bank/Brookings WGI</p>	<b>Rule of Law</b> <b>89%</b> Score 0.63 Median 0.00 <p>World Bank/Brookings WGI</p>	<b>Freedom of Information</b> <b>98%</b> Score 69.5 Median 52.5 <p>RSF/Access Now/CLD</p>

### Investing in People

<b>Health Expenditures</b> <b>65%</b> Score 1.62 Median 1.11 <p>WHO</p>	<b>Education Expenditures</b> <b>39%</b> Score 2.70 Median 3.14 <p>UNESCO</p>	<b>Natural Resource Protection</b> <b>32%</b> Score 42.6 Median 50.4 <p>Yale/CIESIN</p>
<b>Immunization Rates</b> <b>55%</b> Score 82.0 Median 78.0 <p>WHO/UNICEF</p>	<b>Girls' Pri Edu Completion Rate</b> <b>71%</b> Score 82.6 Median 67.5 <p>UNESCO</p>	<b>Child Health</b> <b>70%</b> Score 71.9 Median 60.5 <p>CIESIN/YCELP</p>

For more information regarding the Millennium Challenge Account Selection Process and these indicators, please consult MCC's website [www.mcc.gov/selection](http://www.mcc.gov/selection)



# Guinea FY25

Population 14,191,000  
 GNI/Cap \$1,360  
 Category GNI/Cap ≤ \$2,165

Half Scorecard Passed X  
 Control of Corruption ✓  
 Democratic Rights X

### Economic Freedom

<b>Fiscal Policy</b> <b>73%</b> Score -1.4 Median -4.4 	<b>Inflation</b> <b>7.8</b> Rank 52% Score Max 15.0 
<b>Regulatory Quality</b> <b>36%</b> Score -0.15 Median 0.00 	<b>Trade Policy</b> <b>38%</b> Score 61.8 Median 64.0 
<b>Gender in the Economy</b> <b>46%</b> Score 74.4 Median 76.7 	<b>Land Rights and Access</b> <b>34%</b> Score 0.430 Median 0.524 
<b>Access to Credit</b> <b>20%</b> Score 0.236 Median 0.555 	<b>Employment Opportunity</b> <b>19%</b> Score 0.298 Median 0.463 

### Ruling Justly

<b>Political Rights</b> <b>7</b> Rank 45% Score Min 17 	<b>Civil Liberties</b> <b>23</b> Rank 51% Score Min 25 	<b>Control of Corruption</b> <b>55%</b> Score 0.10 Median 0.00 
<b>Government Effectiveness</b> <b>49%</b> Score 0.00 Median 0.00 	<b>Rule of Law</b> <b>40%</b> Score -0.11 Median 0.00 	<b>Freedom of Information</b> <b>62%</b> Score 55.0 Median 52.5 

### Investing in People

<b>Health Expenditures</b> <b>14%</b> Score 0.69 Median 1.11 	<b>Education Expenditures</b> <b>11%</b> Score 1.99 Median 3.14 	<b>Natural Resource Protection</b> <b>70%</b> Score 54.0 Median 50.4 
<b>Immunization Rates</b> <b>9%</b> Score 47.0 Median 78.0 	<b>Girls' Pri Edu Completion Rate</b> <b>21%</b> Score 56.4 Median 67.5 	<b>Child Health</b> <b>26%</b> Score 51.5 Median 60.5 

For more information regarding the Millennium Challenge Account Selection Process and these indicators, please consult MCC's website [www.mcc.gov/selection](http://www.mcc.gov/selection)

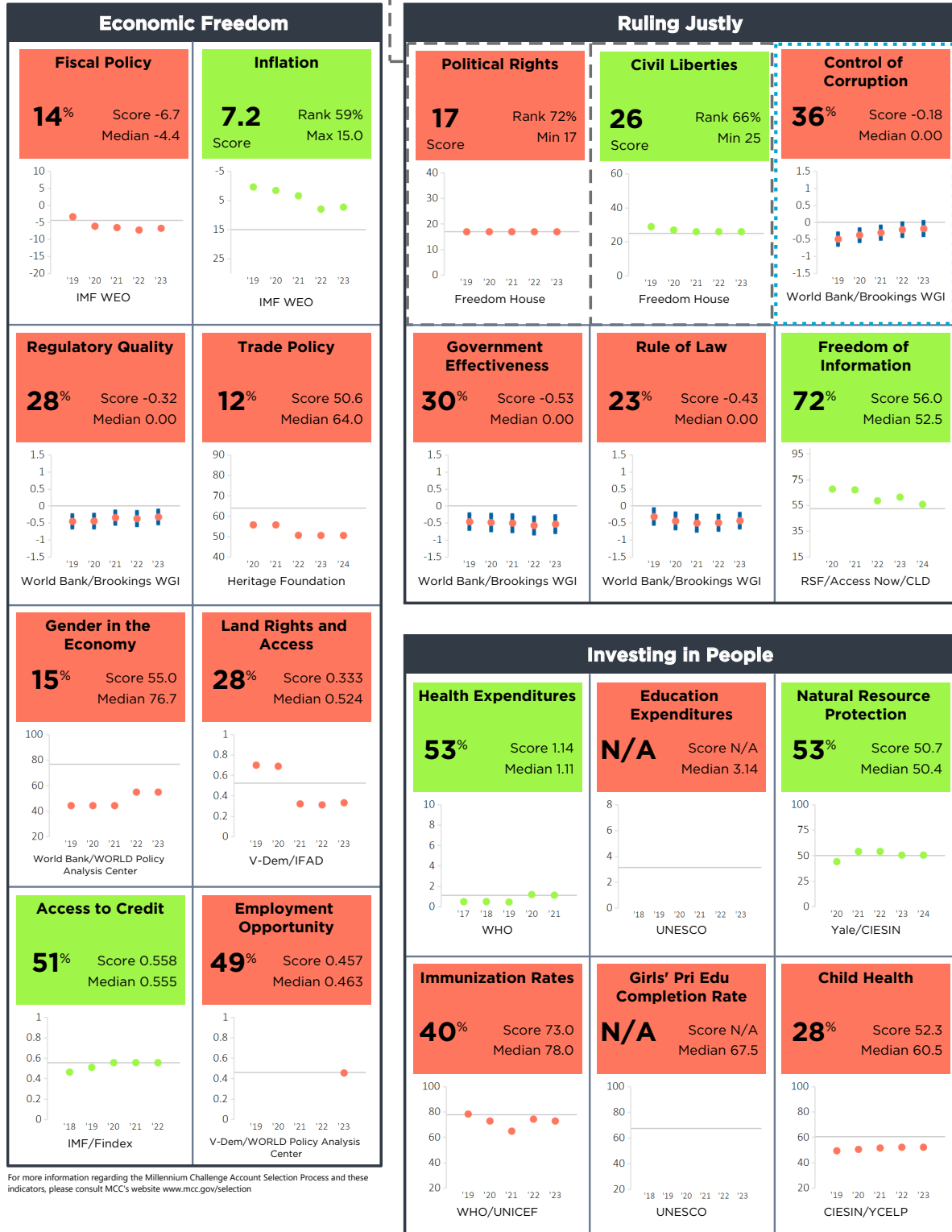


# Guinea-Bissau FY25

Population 2,151,000  
 GNI/Cap \$900  
 Category GNI/Cap ≤ \$2,165

Half Scorecard Passed **X**  
 Control of Corruption **X**  
 Democratic Rights **✓**

Guinea-Bissau

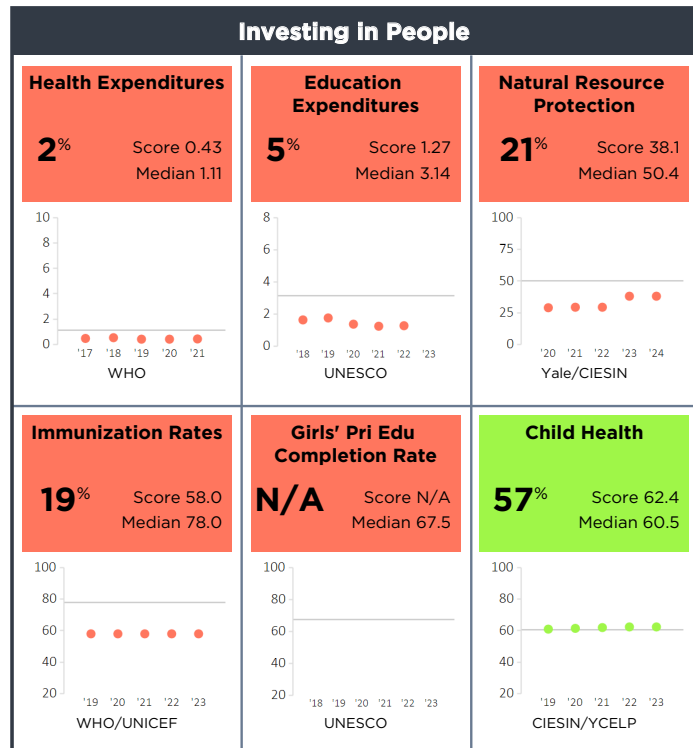
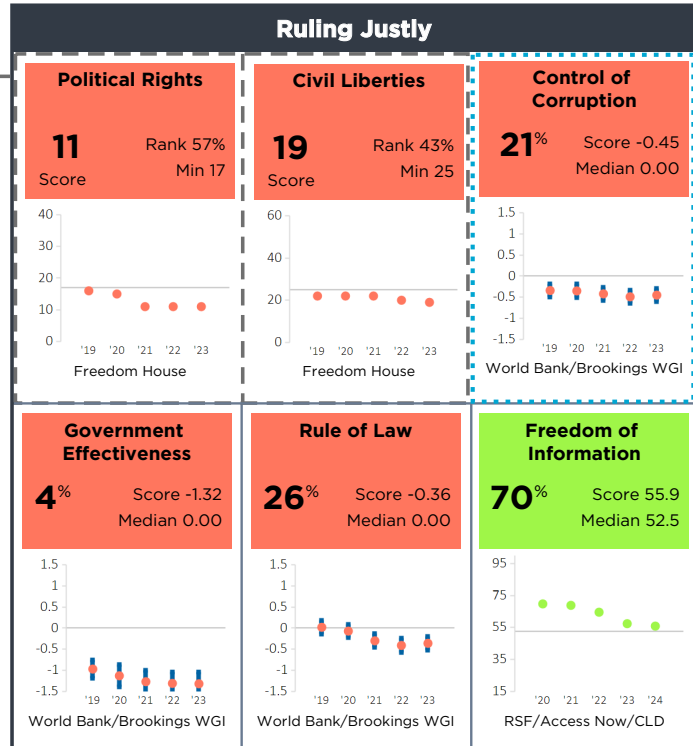
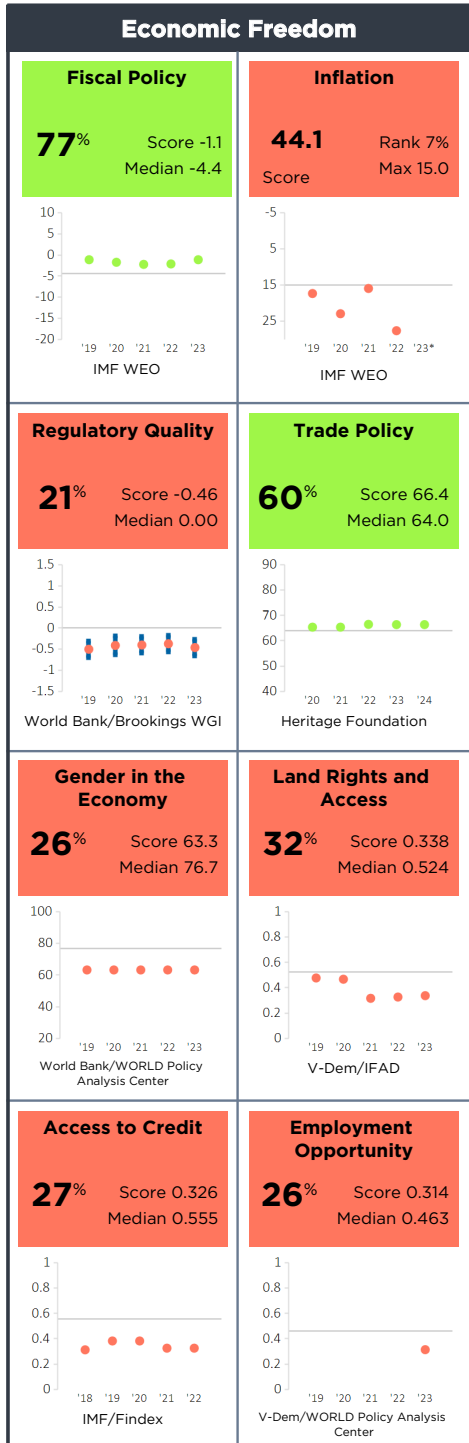


For more information regarding the Millennium Challenge Account Selection Process and these indicators, please consult MCC's website [www.mcc.gov/selection](http://www.mcc.gov/selection)

# Haiti FY25

Population 11,725,000  
 GNI/Cap \$1,740  
 Category GNI/Cap ≤ \$2,165

Half Scorecard Passed **X**  
 Control of Corruption **X**  
 Democratic Rights **X**



For more information regarding the Millennium Challenge Account Selection Process and these indicators, please consult MCC's website [www.mcc.gov/selection](http://www.mcc.gov/selection)

\* Indicates the country has a score this year, but the score is outside the range of scores shown on the chart.



# Kenya FY25

Population 55,101,000  
 GNI/Cap \$2,110  
 Category GNI/Cap ≤ \$2,165

Half Scorecard Passed ✓  
 Control of Corruption ✓  
 Democratic Rights ✓

Kenya

### Economic Freedom

<b>Fiscal Policy</b> <b>18%</b> Score -6.3 Median -4.4 <p>IMF WEO</p>	<b>Inflation</b> <b>7.7</b> Rank 55% Score Max 15.0 <p>IMF WEO</p>
<b>Regulatory Quality</b> <b>94%</b> Score 0.53 Median 0.00 <p>World Bank/Brookings WGI</p>	<b>Trade Policy</b> <b>19%</b> Score 56.6 Median 64.0 <p>Heritage Foundation</p>
<b>Gender in the Economy</b> <b>76%</b> Score 83.3 Median 76.7 <p>World Bank/WORLD Policy Analysis Center</p>	<b>Land Rights and Access</b> <b>98%</b> Score 0.840 Median 0.524 <p>V-Dem/IFAD</p>
<b>Access to Credit</b> <b>91%</b> Score 0.802 Median 0.555 <p>IMF/Findex</p>	<b>Employment Opportunity</b> <b>87%</b> Score 0.729 Median 0.463 <p>V-Dem/WORLD Policy Analysis Center</p>

### Ruling Justly

<b>Political Rights</b> <b>22</b> Rank 79% Score Min 17 <p>Freedom House</p>	<b>Civil Liberties</b> <b>30</b> Rank 77% Score Min 25 <p>Freedom House</p>	<b>Control of Corruption</b> <b>66%</b> Score 0.22 Median 0.00 <p>World Bank/Brookings WGI</p>
<b>Government Effectiveness</b> <b>94%</b> Score 0.60 Median 0.00 <p>World Bank/Brookings WGI</p>	<b>Rule of Law</b> <b>94%</b> Score 0.68 Median 0.00 <p>World Bank/Brookings WGI</p>	<b>Freedom of Information</b> <b>38%</b> Score 48.2 Median 52.5 <p>RSF/Access Now/CLD</p>

### Investing in People

<b>Health Expenditures</b> <b>81%</b> Score 2.22 Median 1.11 <p>WHO</p>	<b>Education Expenditures</b> <b>71%</b> Score 3.96 Median 3.14 <p>UNESCO</p>	<b>Natural Resource Protection</b> <b>36%</b> Score 46.0 Median 50.4 <p>Yale/CIESIN</p>
<b>Immunization Rates</b> <b>85%</b> Score 92.0 Median 78.0 <p>WHO/UNICEF</p>	<b>Girls' Pri Edu Completion Rate</b> <b>N/A</b> Score N/A Median 67.5 <p>UNESCO</p>	<b>Child Health</b> <b>53%</b> Score 61.6 Median 60.5 <p>CIESIN/YCELP</p>

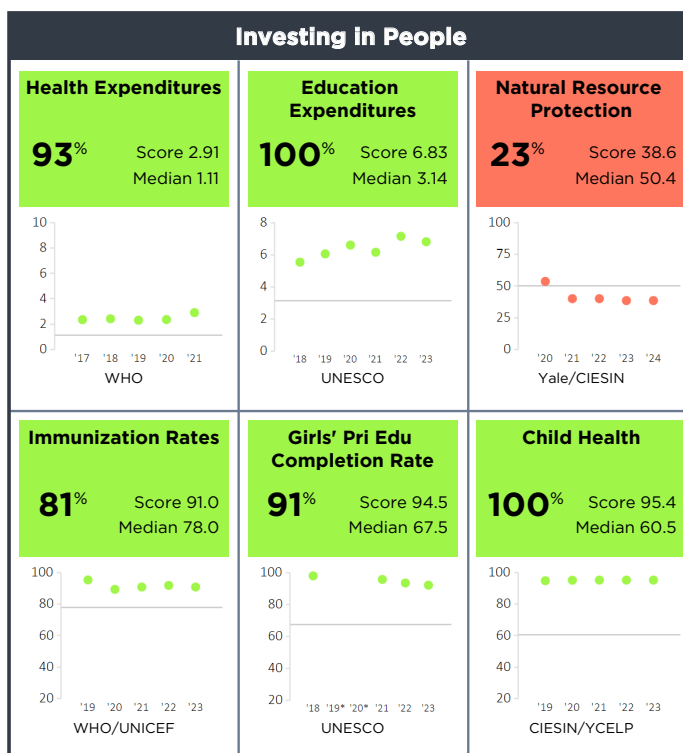
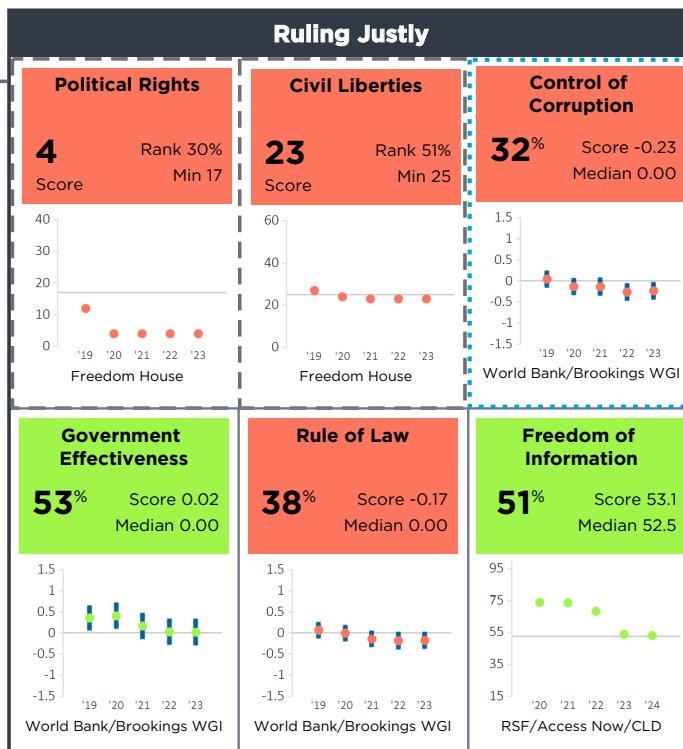
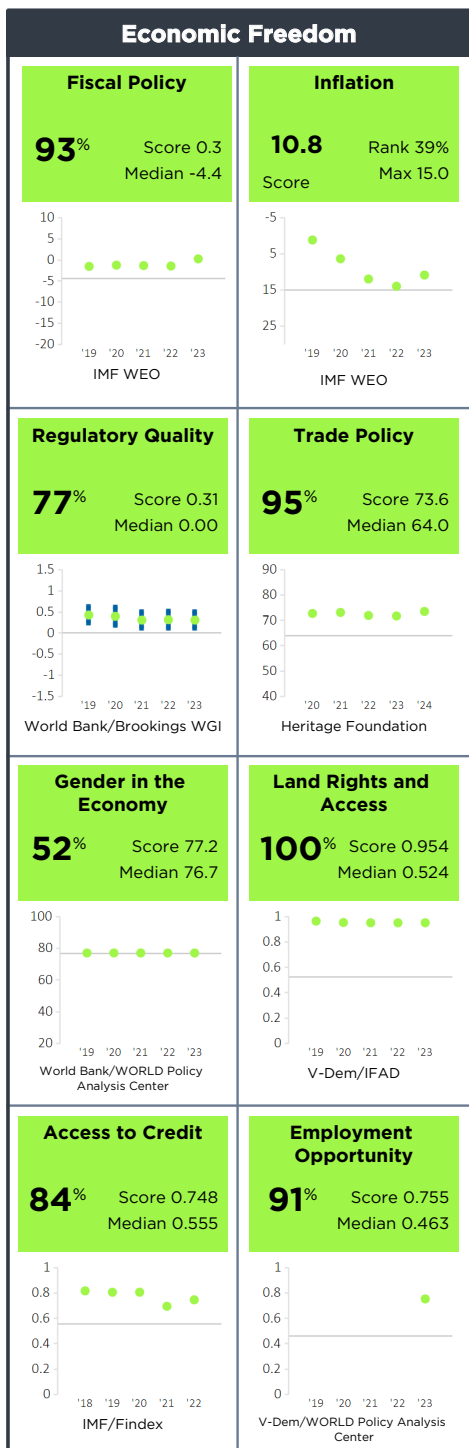
For more information regarding the Millennium Challenge Account Selection Process and these indicators, please consult MCC's website [www.mcc.gov/selection](http://www.mcc.gov/selection)

# Kyrgyz Republic FY25

Population 7,101,000  
 GNI/Cap \$1,700  
 Category GNI/Cap ≤ \$2,165

Half Scorecard Passed ✓  
 Control of Corruption ✗  
 Democratic Rights ✗

Kyrgyz Republic



For more information regarding the Millennium Challenge Account Selection Process and these indicators, please consult MCC's website [www.mcc.gov/selection](http://www.mcc.gov/selection)

\* Indicates the country has a score this year, but the score is outside the range of scores shown on the chart.

# Lao PDR FY25

Population 7,634,000  
 GNI/Cap \$2,120  
 Category GNI/Cap ≤ \$2,165

Half Scorecard Passed   
 Control of Corruption   
 Democratic Rights

Laos

### Economic Freedom

<b>Fiscal Policy</b> <b>91%</b> Score 0.0 Median -4.4 <p>IMF WEO</p>	<b>Inflation</b> <b>31.2</b> Rank 11% Score Max 15.0 <p>IMF WEO</p>
<b>Regulatory Quality</b> <b>49%</b> Score 0.00 Median 0.00 <p>World Bank/Brookings WGI</p>	<b>Trade Policy</b> <b>74%</b> Score 68.4 Median 64.0 <p>Heritage Foundation</p>
<b>Gender in the Economy</b> <b>89%</b> Score 85.0 Median 76.7 <p>World Bank/WORLD Policy Analysis Center</p>	<b>Land Rights and Access</b> <b>23%</b> Score 0.257 Median 0.524 <p>V-Dem/IFAD</p>
<b>Access to Credit</b> <b>67%</b> Score 0.645 Median 0.555 <p>IMF/Findex</p>	<b>Employment Opportunity</b> <b>15%</b> Score 0.250 Median 0.463 <p>V-Dem/WORLD Policy Analysis Center</p>

### Ruling Justly

<b>Political Rights</b> <b>2</b> Rank 23% Score Min 17 <p>Freedom House</p>	<b>Civil Liberties</b> <b>11</b> Rank 30% Score Min 25 <p>Freedom House</p>	<b>Control of Corruption</b> <b>53%</b> Score 0.02 Median 0.00 <p>World Bank/Brookings WGI</p>
<b>Government Effectiveness</b> <b>77%</b> Score 0.26 Median 0.00 <p>World Bank/Brookings WGI</p>	<b>Rule of Law</b> <b>64%</b> Score 0.17 Median 0.00 <p>World Bank/Brookings WGI</p>	<b>Freedom of Information</b> <b>13%</b> Score 33.8 Median 52.5 <p>RSF/Access Now/CLD</p>

### Investing in People

<b>Health Expenditures</b> <b>16%</b> Score 0.72 Median 1.11 <p>WHO</p>	<b>Education Expenditures</b> <b>3%</b> Score 1.23 Median 3.14 <p>UNESCO</p>	<b>Natural Resource Protection</b> <b>43%</b> Score 49.2 Median 50.4 <p>Yale/CIESIN</p>
<b>Immunization Rates</b> <b>55%</b> Score 82.0 Median 78.0 <p>WHO/UNICEF</p>	<b>Girls' Pri Edu Completion Rate</b> <b>76%</b> Score 89.1 Median 67.5 <p>UNESCO</p>	<b>Child Health</b> <b>89%</b> Score 84.8 Median 60.5 <p>CIESIN/YCELP</p>

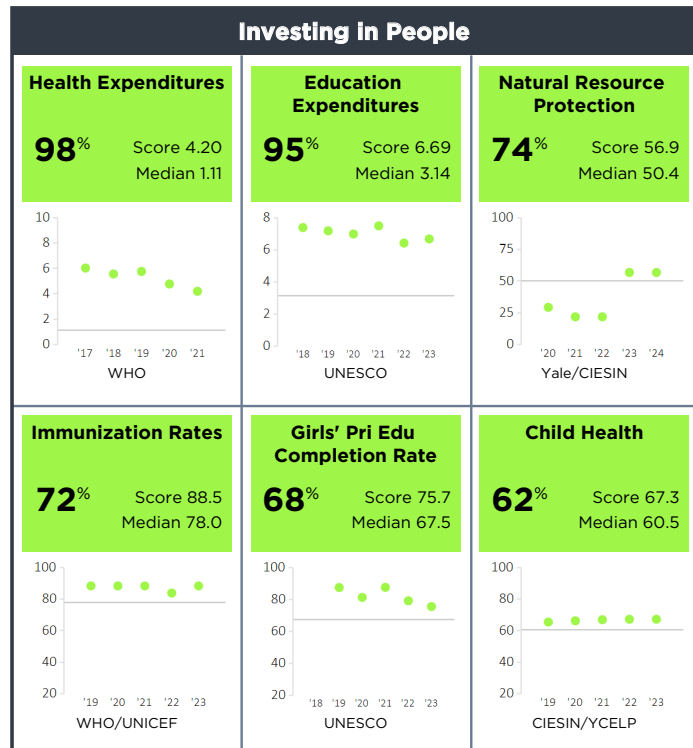
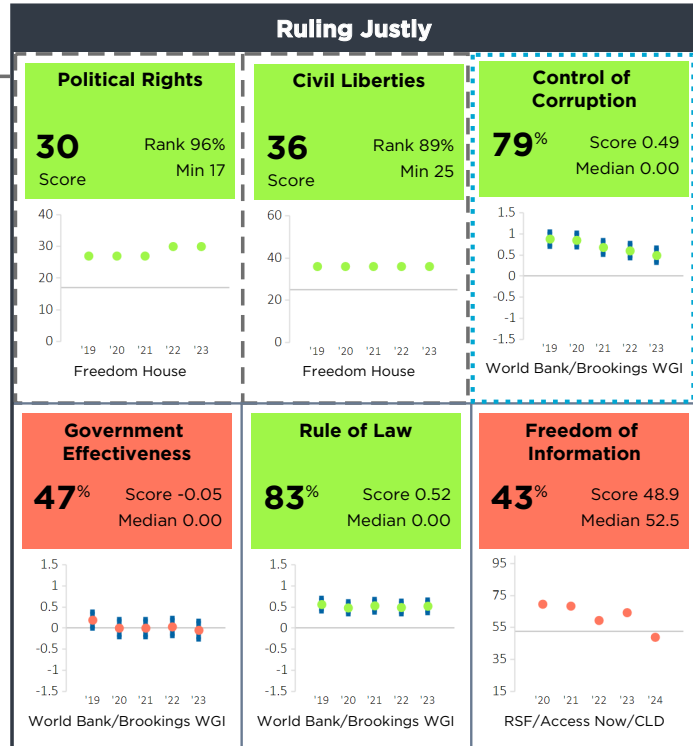
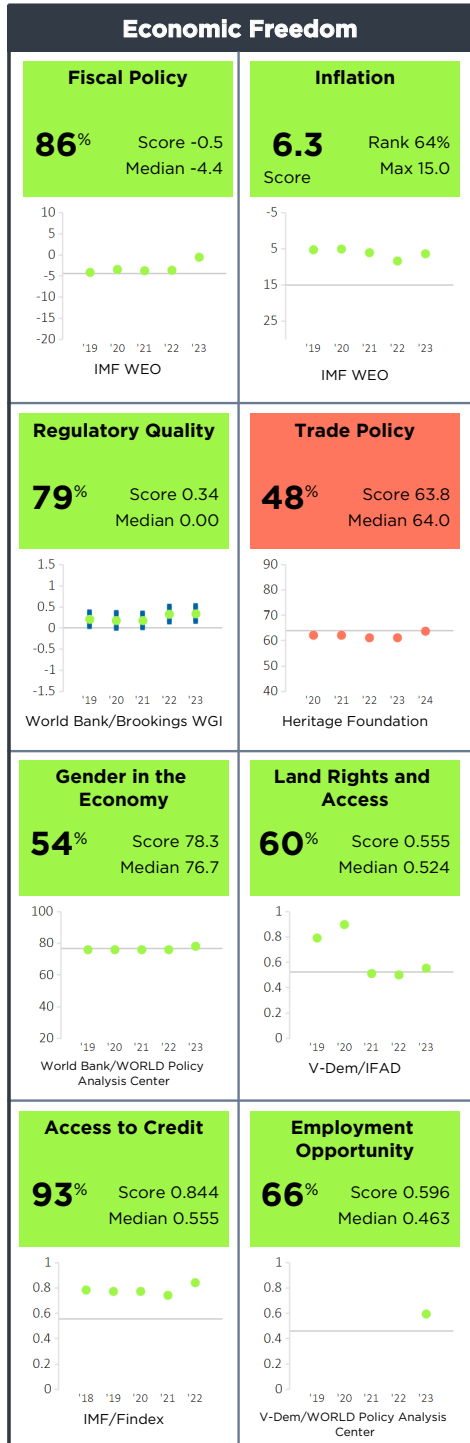
For more information regarding the Millennium Challenge Account Selection Process and these indicators, please consult MCC's website [www.mcc.gov/selection](http://www.mcc.gov/selection)

\* Indicates the country has a score this year, but the score is outside the range of scores shown on the chart.

# Lesotho FY25

Population 2,330,000  
 GNI/Cap \$1,160  
 Category GNI/Cap ≤ \$2,165

Half Scorecard Passed ✓  
 Control of Corruption ✓  
 Democratic Rights ✓



For more information regarding the Millennium Challenge Account Selection Process and these indicators, please consult MCC's website [www.mcc.gov/selection](http://www.mcc.gov/selection)

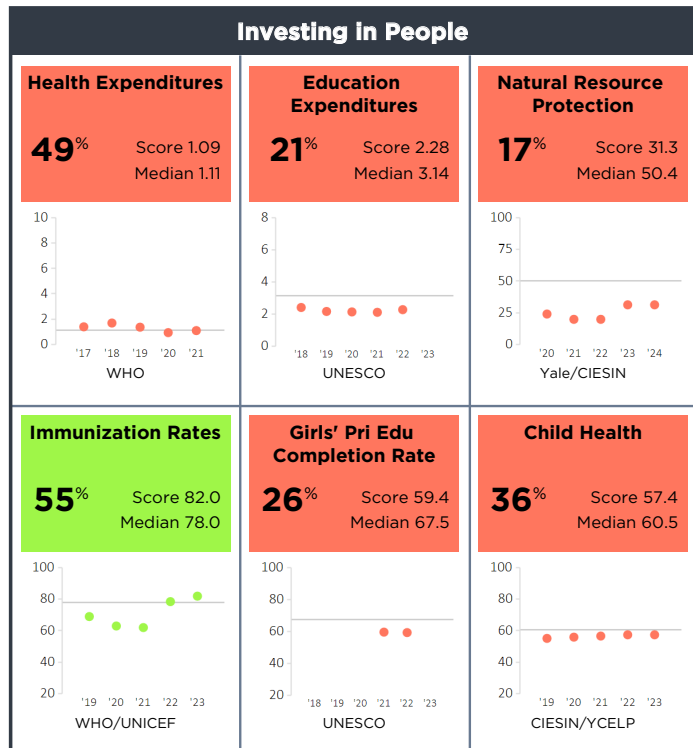
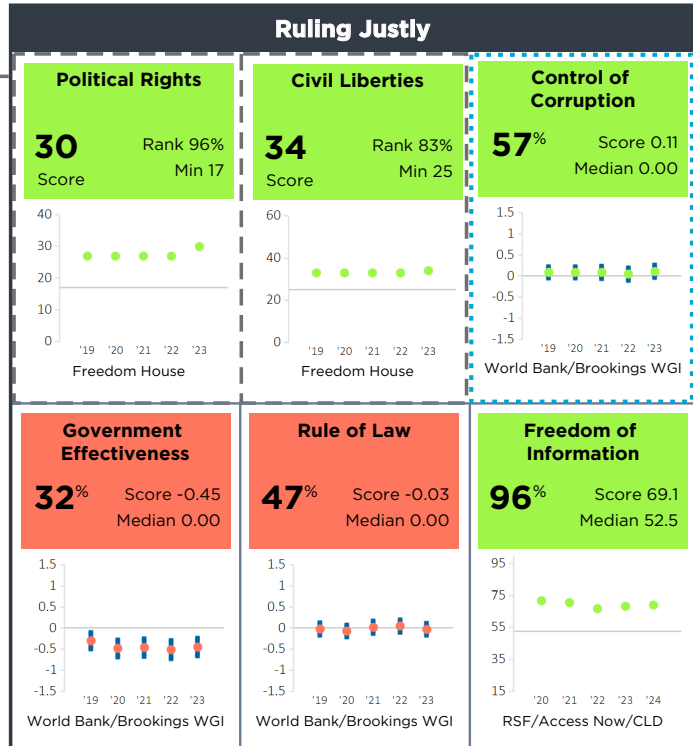
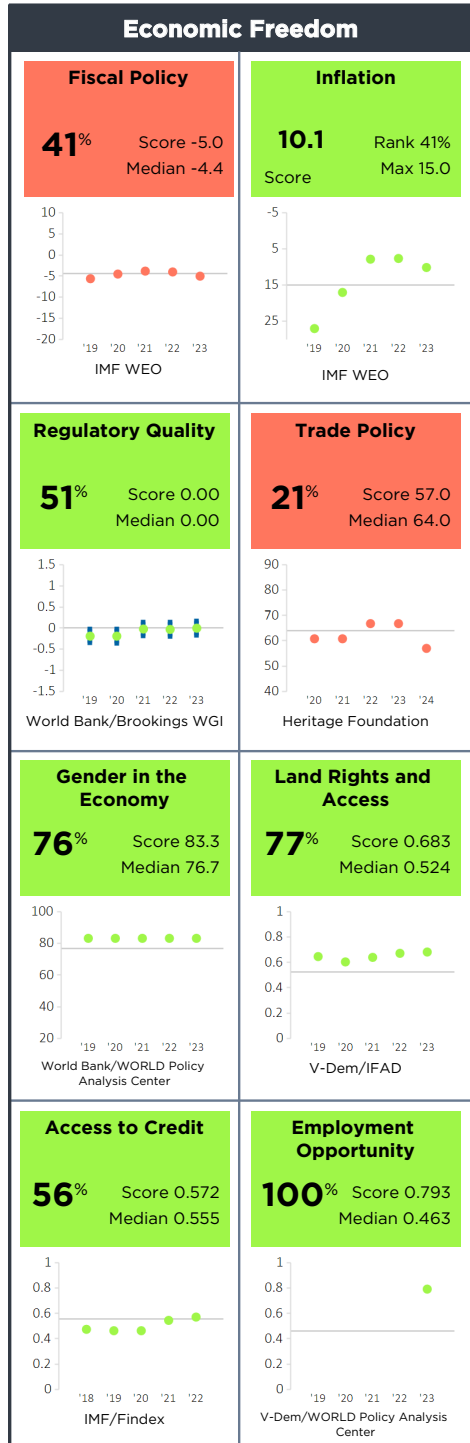
Lesotho

# Liberia FY25

Population 5,418,000  
 GNI/Cap \$730  
 Category GNI/Cap ≤ \$2,165

Half Scorecard Passed ✓  
 Control of Corruption ✓  
 Democratic Rights ✓

Liberia



For more information regarding the Millennium Challenge Account Selection Process and these indicators, please consult MCC's website [www.mcc.gov/selection](http://www.mcc.gov/selection)

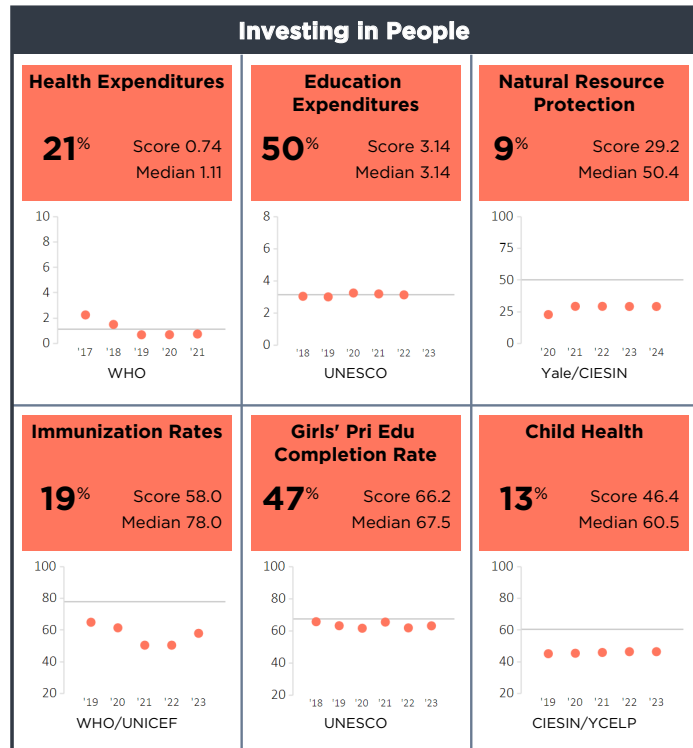
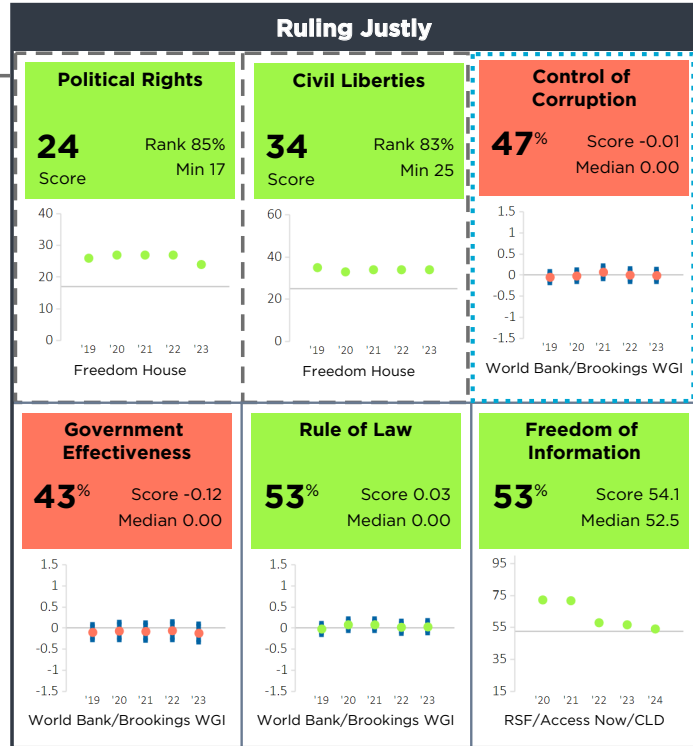
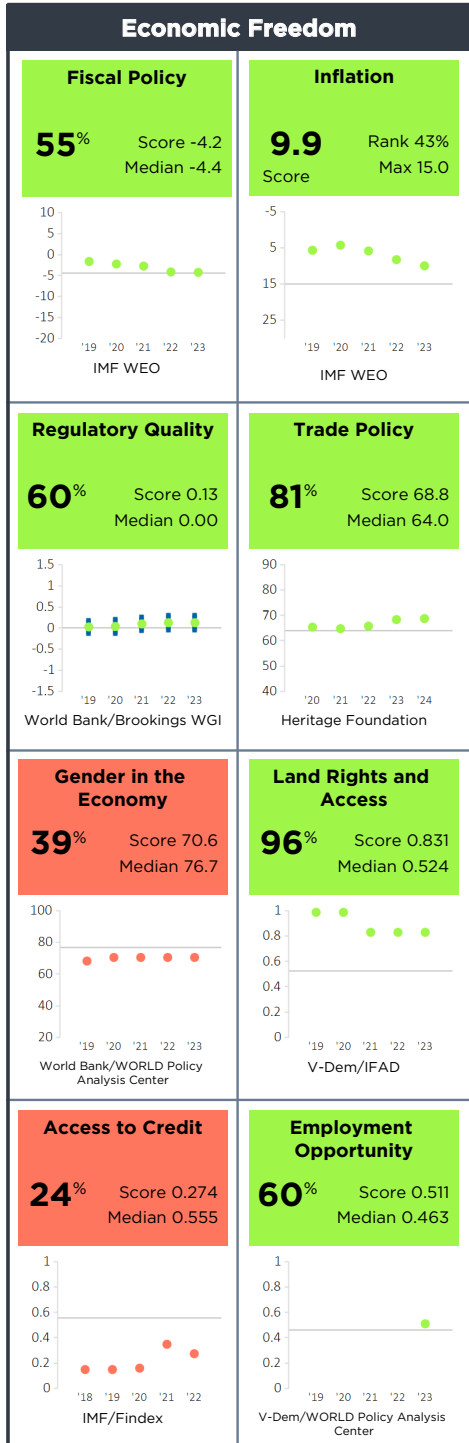


# Madagascar FY25

Population 30,326,000  
 GNI/Cap \$530  
 Category GNI/Cap ≤ \$2,165

Half Scorecard Passed ✓  
 Control of Corruption ✗  
 Democratic Rights ✓

Madagascar



For more information regarding the Millennium Challenge Account Selection Process and these indicators, please consult MCC's website [www.mcc.gov/selection](http://www.mcc.gov/selection)

# Malawi FY25

Population 20,932,000  
 GNI/Cap \$640  
 Category GNI/Cap ≤ \$2,165

Half Scorecard Passed ✓  
 Control of Corruption ✓  
 Democratic Rights ✓

Malawi

### Economic Freedom

<b>Fiscal Policy</b> <b>2%</b> Score -8.9 Median -4.4 <p>IMF/WEO</p>	<b>Inflation</b> <b>28.8</b> Rank 18% Score Max 15.0 <p>IMF/WEO</p>
<b>Regulatory Quality</b> <b>62%</b> Score 0.15 Median 0.00 <p>World Bank/Brookings WGI</p>	<b>Trade Policy</b> <b>81%</b> Score 68.8 Median 64.0 <p>Heritage Foundation</p>
<b>Gender in the Economy</b> <b>70%</b> Score 82.2 Median 76.7 <p>World Bank/WORLD Policy Analysis Center</p>	<b>Land Rights and Access</b> <b>89%</b> Score 0.772 Median 0.524 <p>V-Dem/IFAD</p>
<b>Access to Credit</b> <b>29%</b> Score 0.348 Median 0.555 <p>IMF/Findex</p>	<b>Employment Opportunity</b> <b>66%</b> Score 0.596 Median 0.463 <p>V-Dem/WORLD Policy Analysis Center</p>

### Ruling Justly

<b>Political Rights</b> <b>29</b> Rank 94% Score Min 17 <p>Freedom House</p>	<b>Civil Liberties</b> <b>37</b> Rank 94% Score Min 25 <p>Freedom House</p>	<b>Control of Corruption</b> <b>72%</b> Score 0.39 Median 0.00 <p>World Bank/Brookings WGI</p>
<b>Government Effectiveness</b> <b>55%</b> Score 0.05 Median 0.00 <p>World Bank/Brookings WGI</p>	<b>Rule of Law</b> <b>98%</b> Score 0.85 Median 0.00 <p>World Bank/Brookings WGI</p>	<b>Freedom of Information</b> <b>94%</b> Score 68.5 Median 52.5 <p>RSF/Access Now/CLD</p>

### Investing in People

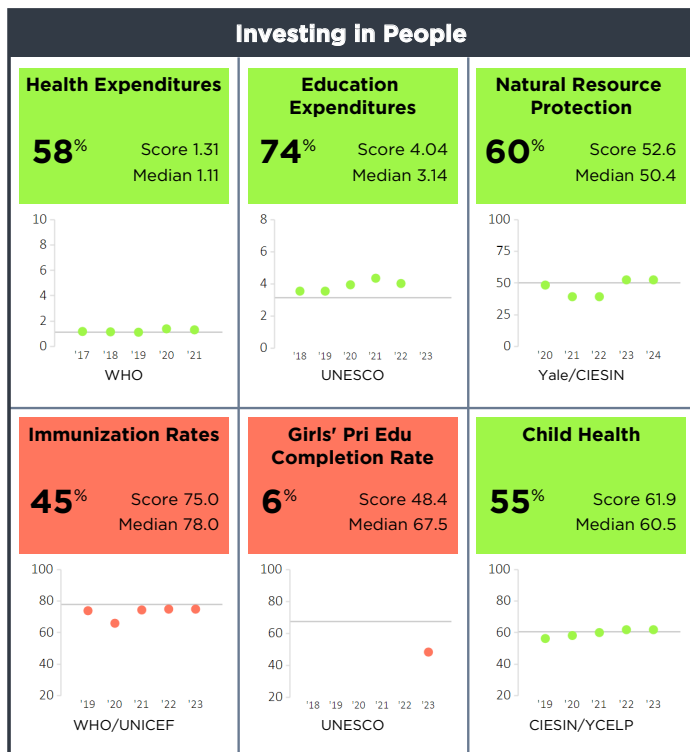
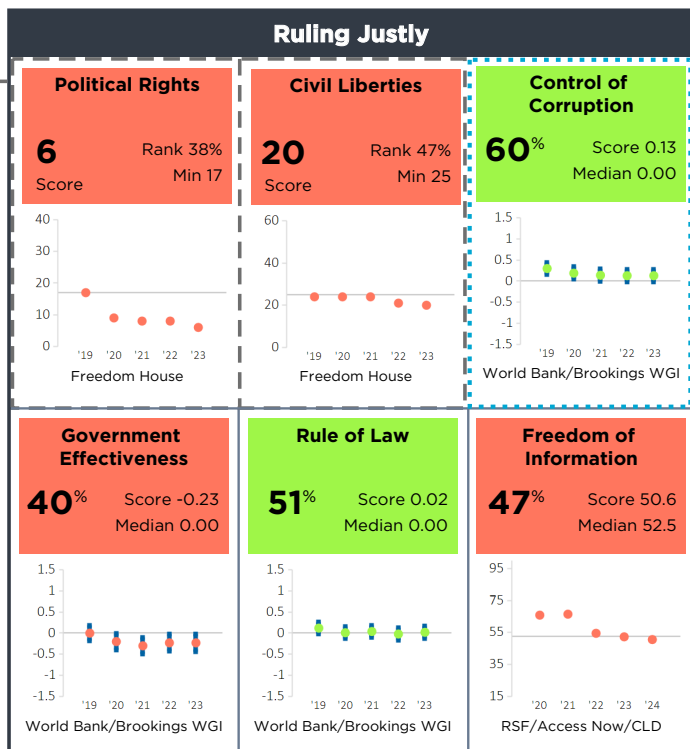
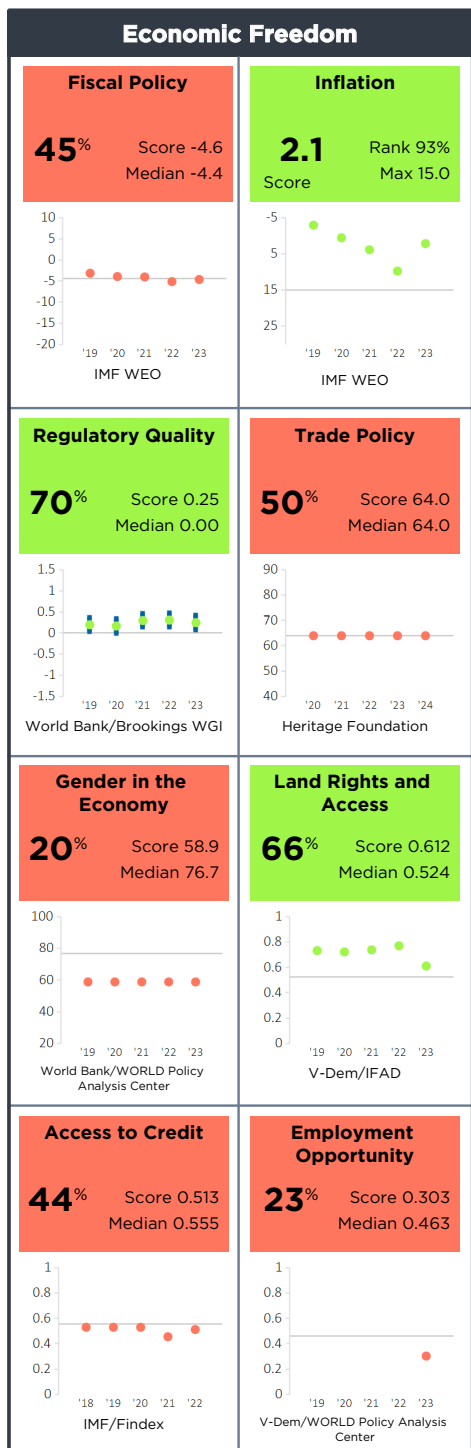
<b>Health Expenditures</b> <b>60%</b> Score 1.36 Median 1.11 <p>WHO</p>	<b>Education Expenditures</b> <b>55%</b> Score 3.32 Median 3.14 <p>UNESCO</p>	<b>Natural Resource Protection</b> <b>83%</b> Score 60.1 Median 50.4 <p>Yale/CIESIN</p>
<b>Immunization Rates</b> <b>74%</b> Score 89.0 Median 78.0 <p>WHO/UNICEF</p>	<b>Girls' Pri Edu Completion Rate</b> <b>62%</b> Score 73.0 Median 67.5 <p>UNESCO</p>	<b>Child Health</b> <b>68%</b> Score 69.1 Median 60.5 <p>CIESIN/YCELP</p>

For more information regarding the Millennium Challenge Account Selection Process and these indicators, please consult MCC's website [www.mcc.gov/selection](http://www.mcc.gov/selection)

# Mali FY25

Population 23,294,000  
 GNI/Cap \$860  
 Category GNI/Cap ≤ \$2,165

Half Scorecard Passed **X**  
 Control of Corruption **✓**  
 Democratic Rights **X**



For more information regarding the Millennium Challenge Account Selection Process and these indicators, please consult MCC's website [www.mcc.gov/selection](http://www.mcc.gov/selection)

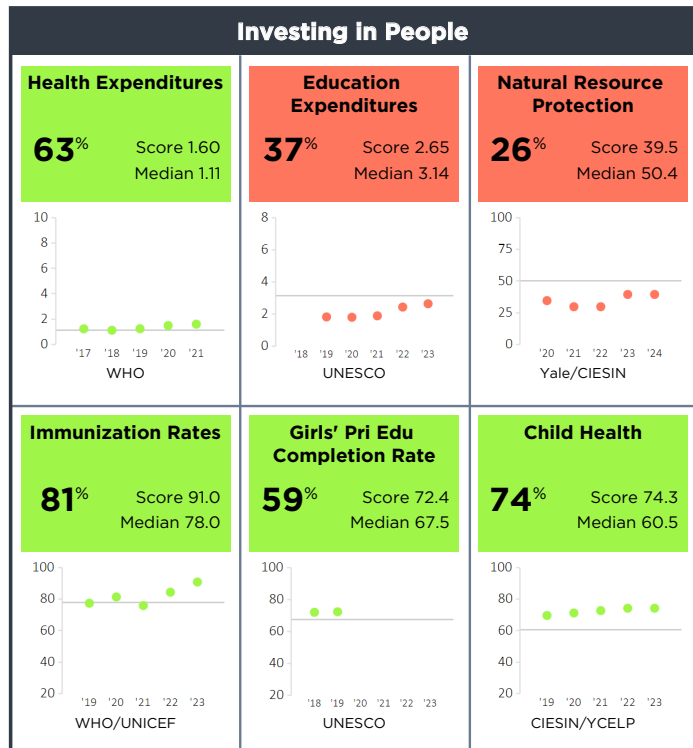
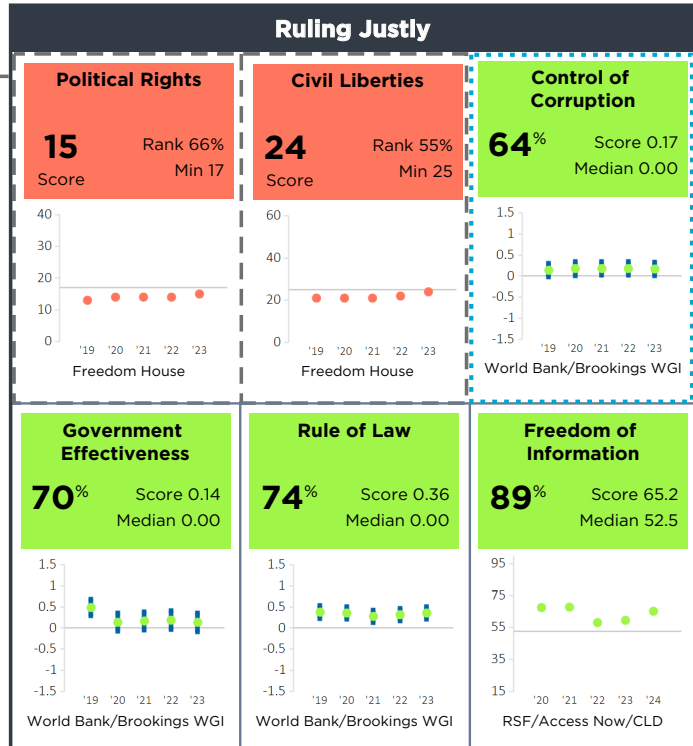
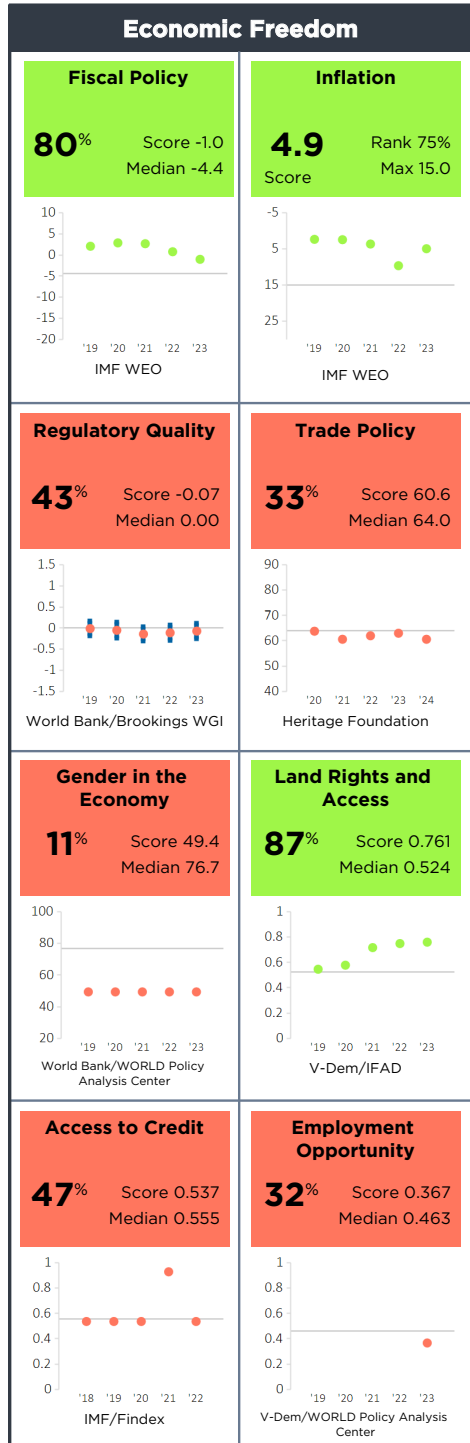


# Mauritania FY25

Population 4,863,000  
 GNI/Cap \$2,150  
 Category GNI/Cap ≤ \$2,165

Half Scorecard Passed   
 Control of Corruption   
 Democratic Rights

Mauritania

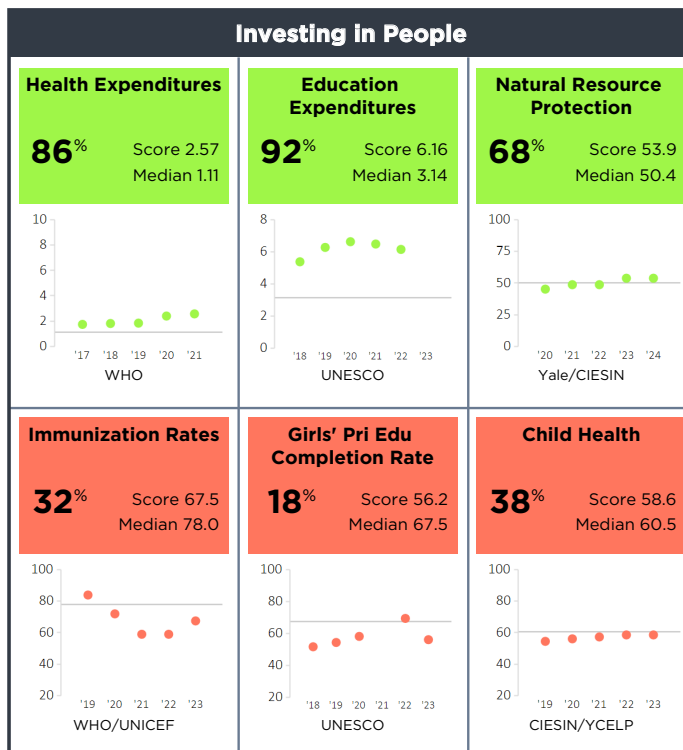
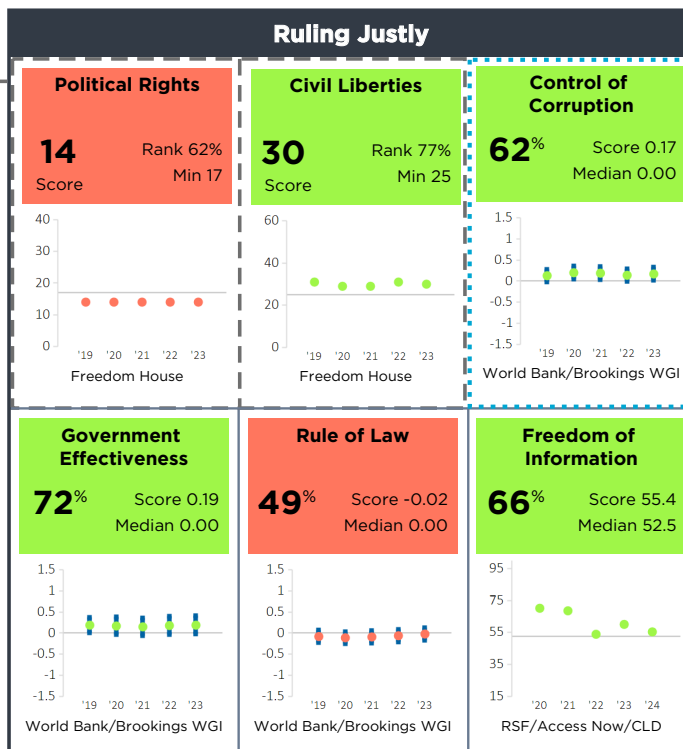
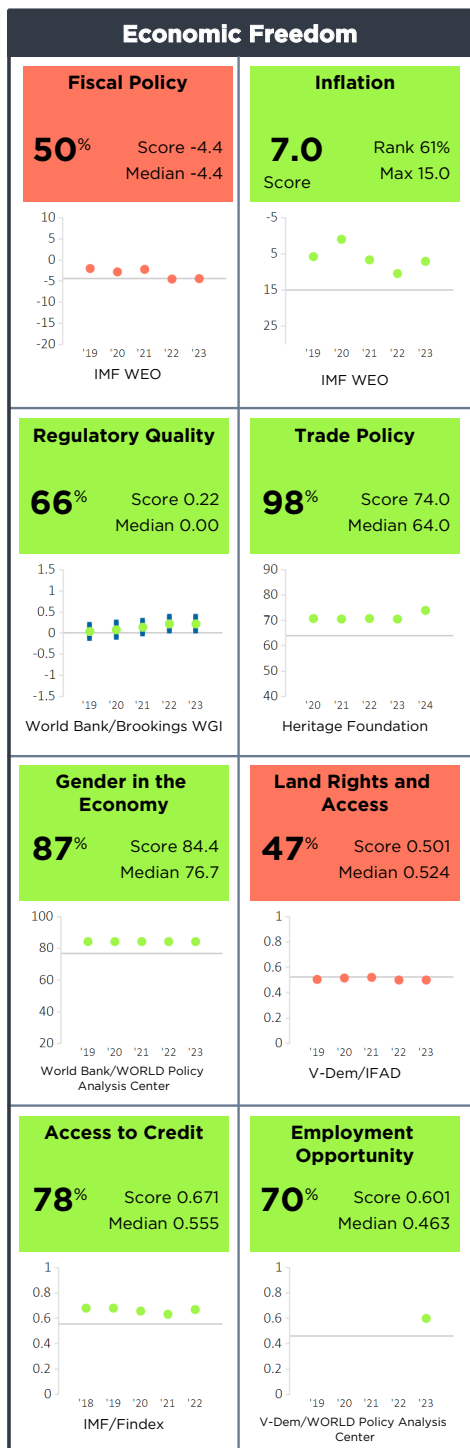


For more information regarding the Millennium Challenge Account Selection Process and these indicators, please consult MCC's website [www.mcc.gov/selection](http://www.mcc.gov/selection)

# Mozambique FY25

Population 33,897,000  
 GNI/Cap \$530  
 Category GNI/Cap ≤ \$2,165

Half Scorecard Passed   
 Control of Corruption   
 Democratic Rights



For more information regarding the Millennium Challenge Account Selection Process and these indicators, please consult MCC's website [www.mcc.gov/selection](http://www.mcc.gov/selection)

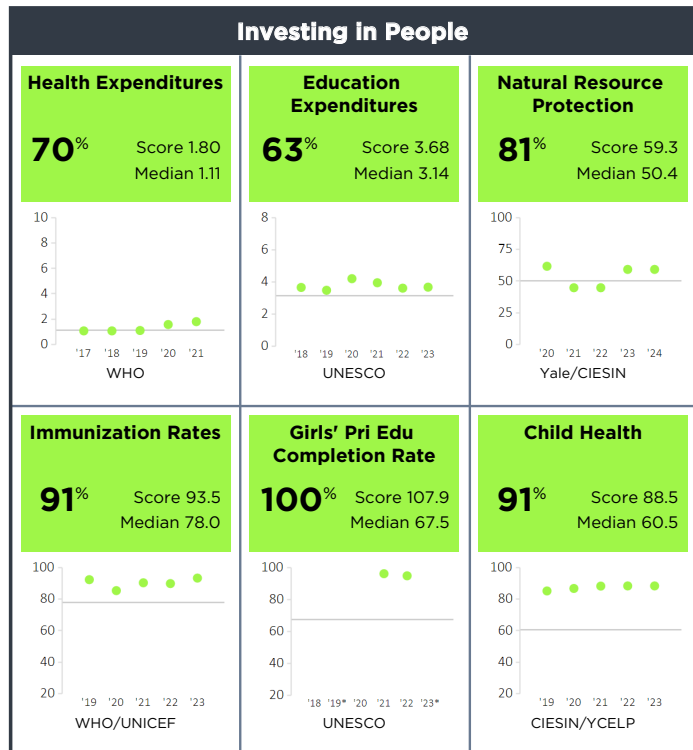
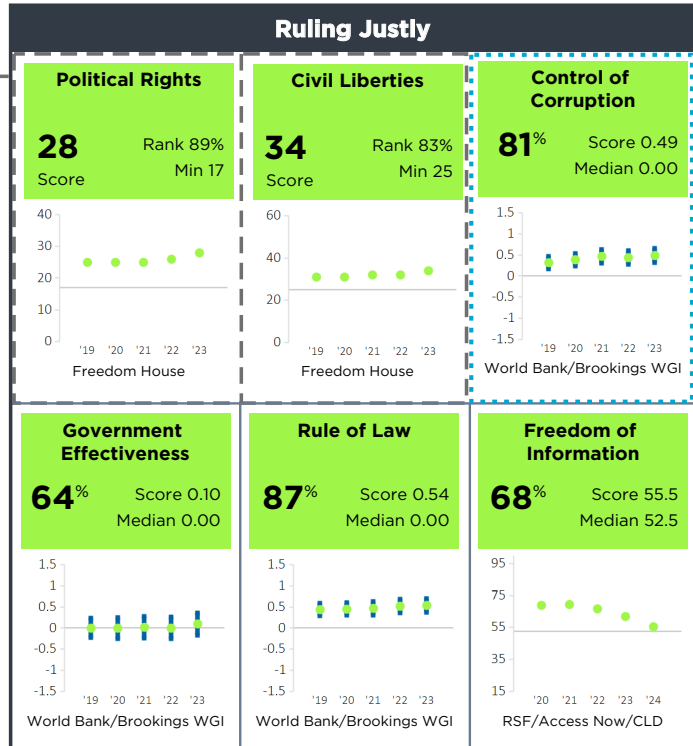
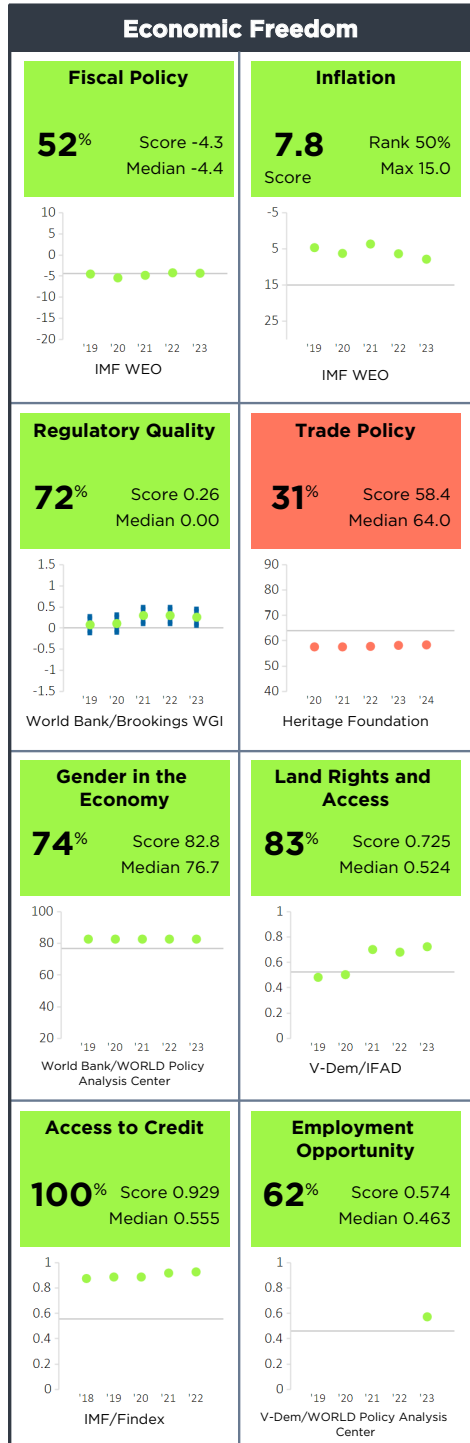
Mozambique

# Nepal FY25

Population 30,897,000  
 GNI/Cap \$1,370  
 Category GNI/Cap ≤ \$2,165

Half Scorecard Passed ✓  
 Control of Corruption ✓  
 Democratic Rights ✓

Nepal



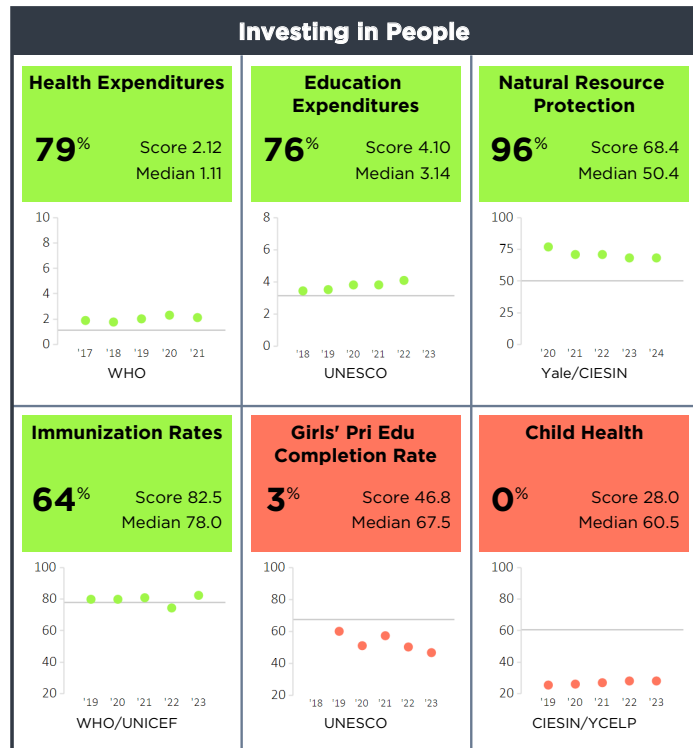
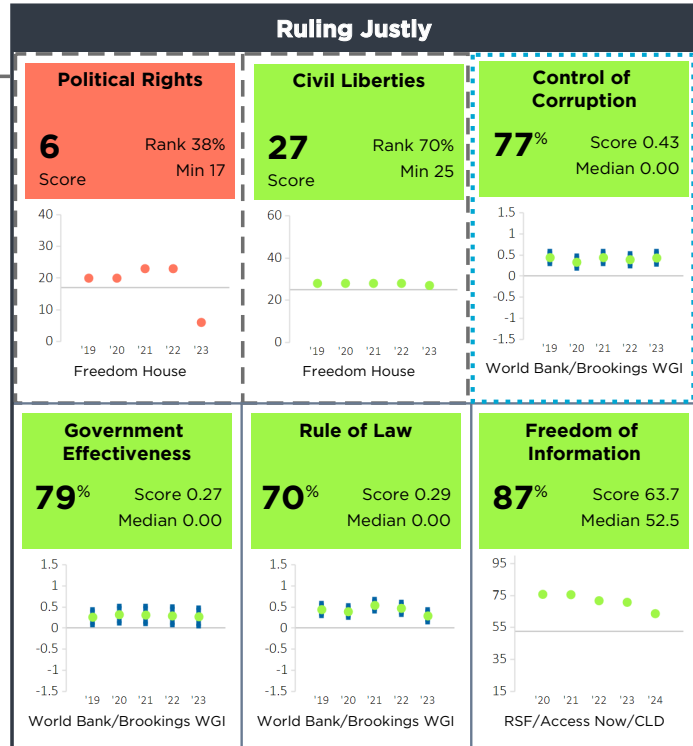
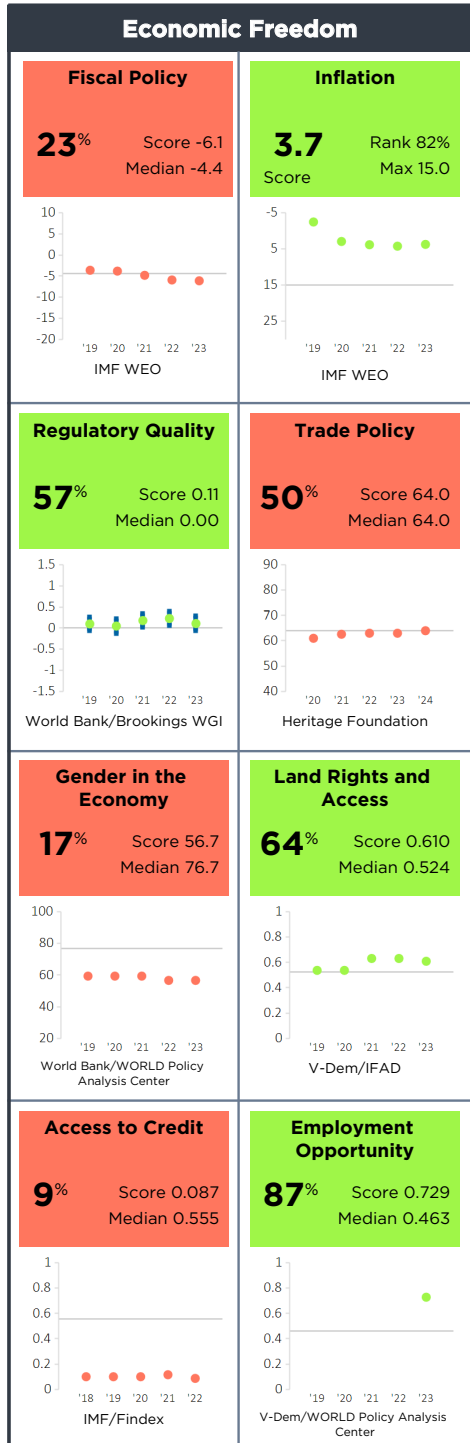
For more information regarding the Millennium Challenge Account Selection Process and these indicators, please consult MCC's website [www.mcc.gov/selection](http://www.mcc.gov/selection)

\* Indicates the country has a score this year, but the score is outside the range of scores shown on the chart.

# Niger FY25

Population 27,203,000  
 GNI/Cap \$600  
 Category GNI/Cap ≤ \$2,165

Half Scorecard Passed   
 Control of Corruption   
 Democratic Rights



For more information regarding the Millennium Challenge Account Selection Process and these indicators, please consult MCC's website [www.mcc.gov/selection](http://www.mcc.gov/selection)

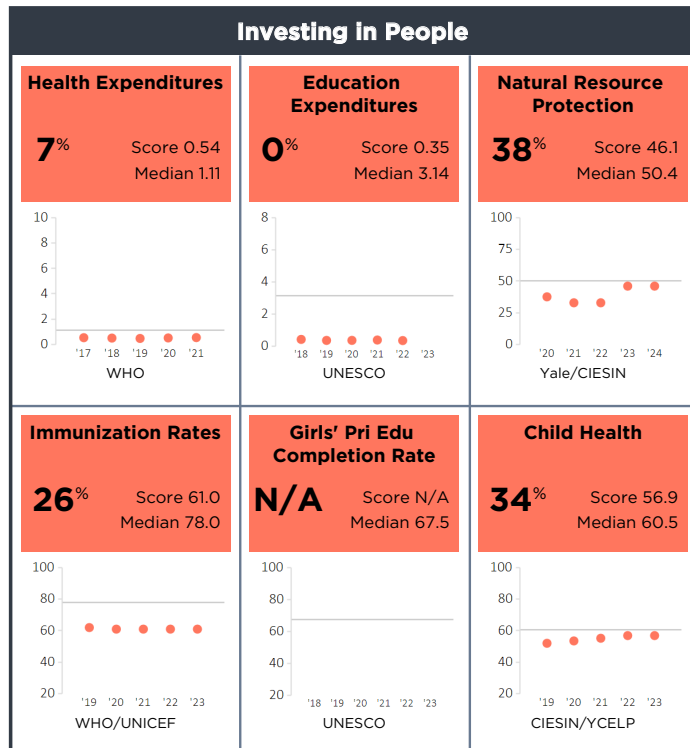
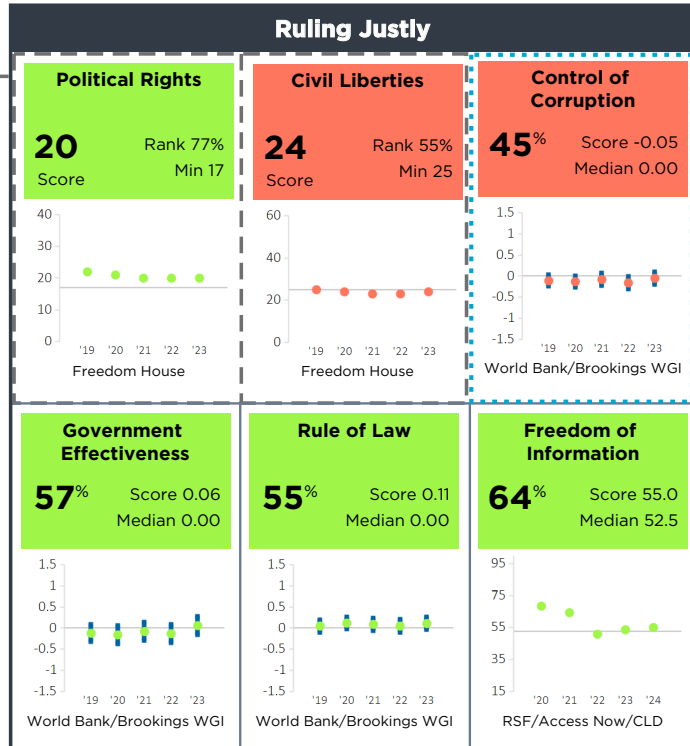
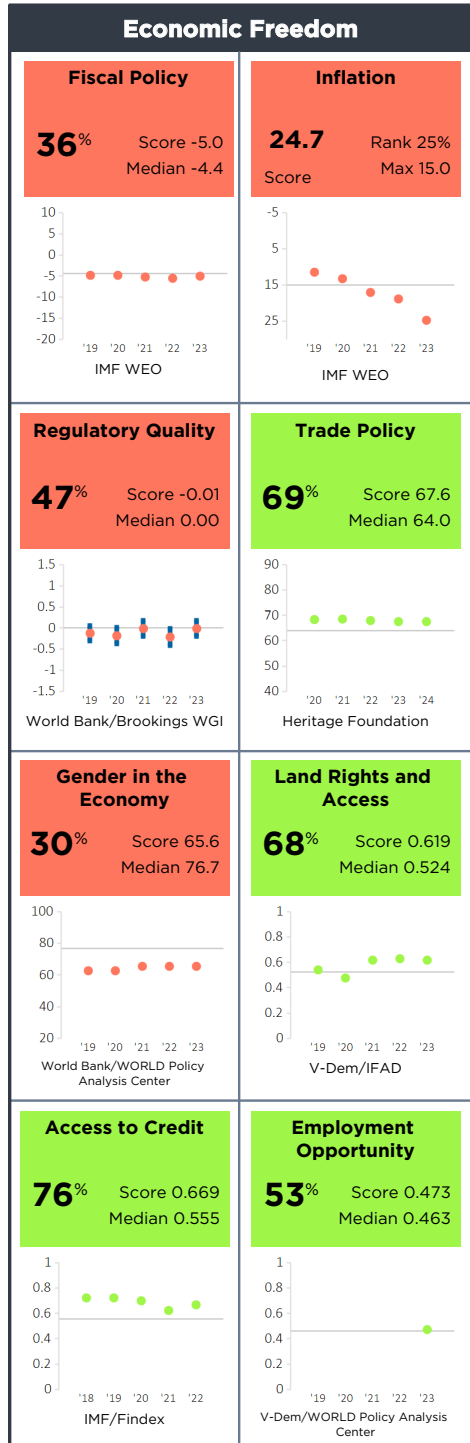
Niger

# Nigeria FY25

Population 223,805,000  
 GNI/Cap \$1,930  
 Category GNI/Cap ≤ \$2,165

Half Scorecard Passed **X**  
 Control of Corruption **X**  
 Democratic Rights **✓**

Nigeria



For more information regarding the Millennium Challenge Account Selection Process and these indicators, please consult MCC's website [www.mcc.gov/selection](http://www.mcc.gov/selection)



# Korea, Dem. Rep. FY25

Population 26,161,000

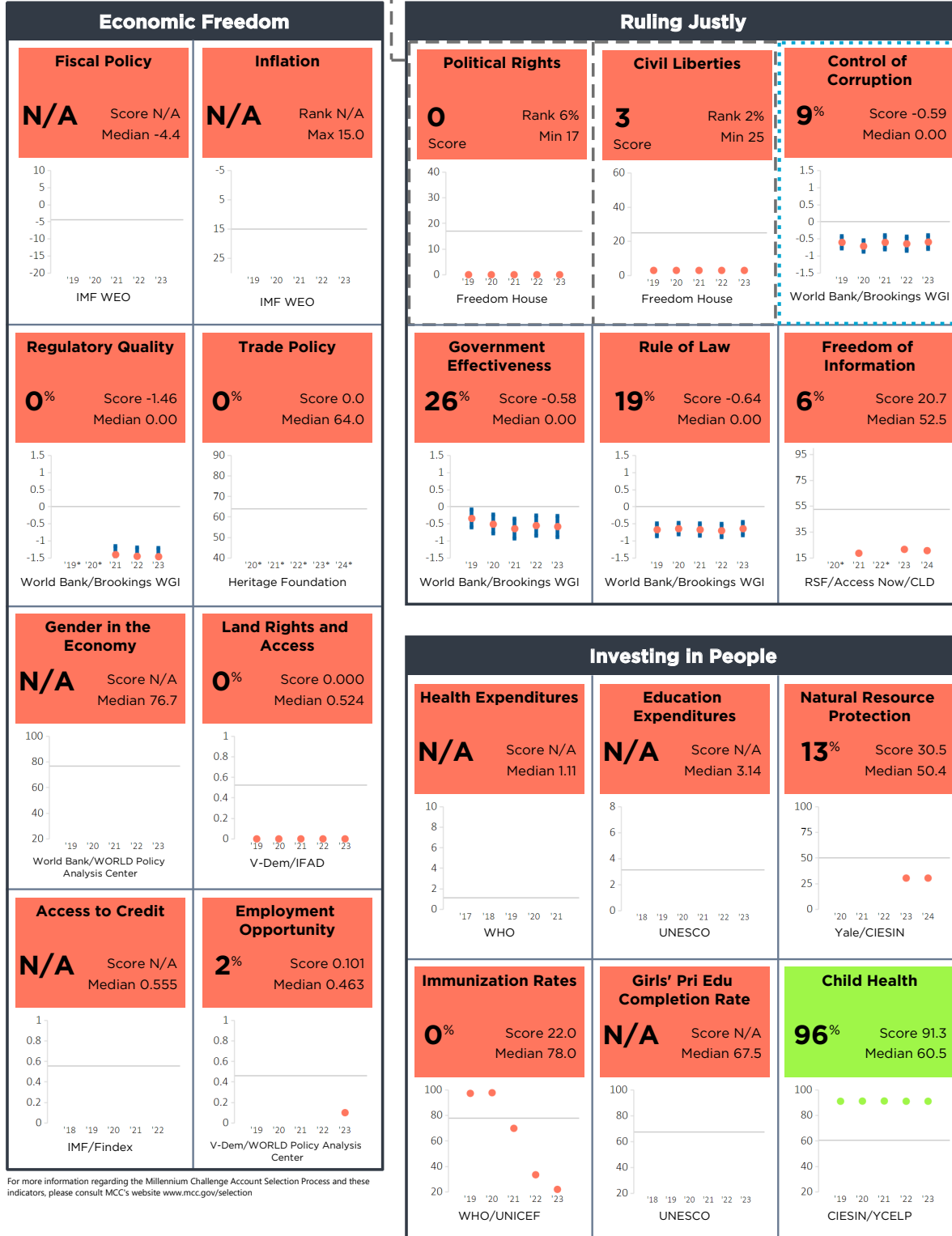
GNI/Cap

Category GNI/Cap ≤ \$2,165

Half Scorecard Passed **X**

Control of Corruption **X**

Democratic Rights **X**



North Korea

For more information regarding the Millennium Challenge Account Selection Process and these indicators, please consult MCC's website [www.mcc.gov/selection](http://www.mcc.gov/selection)

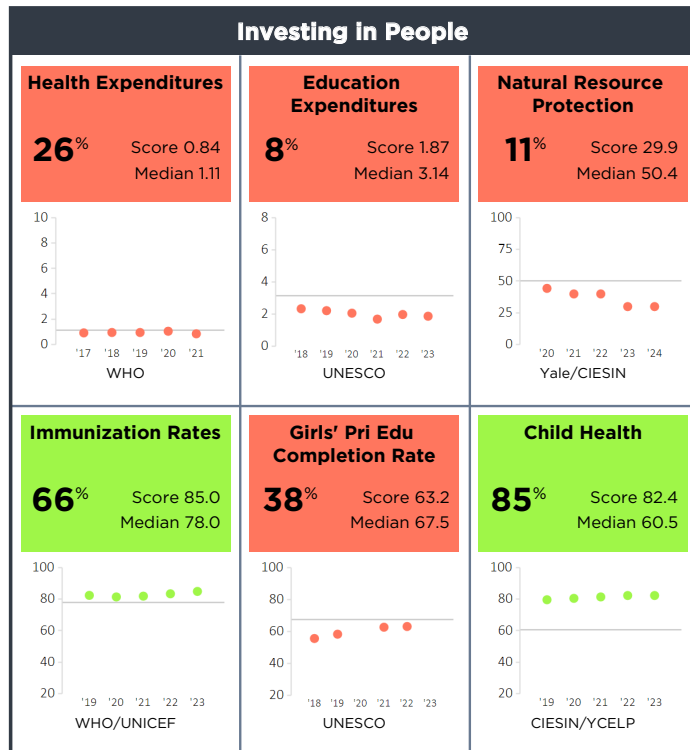
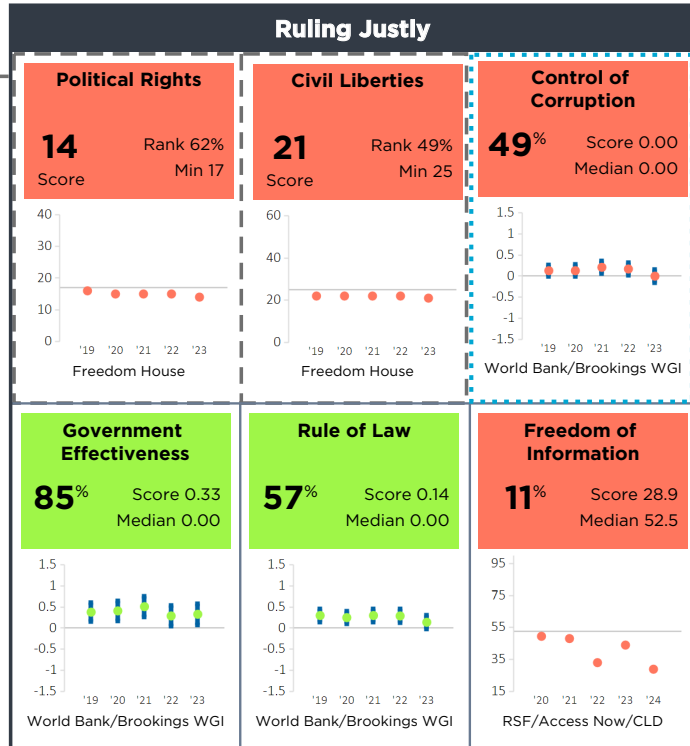
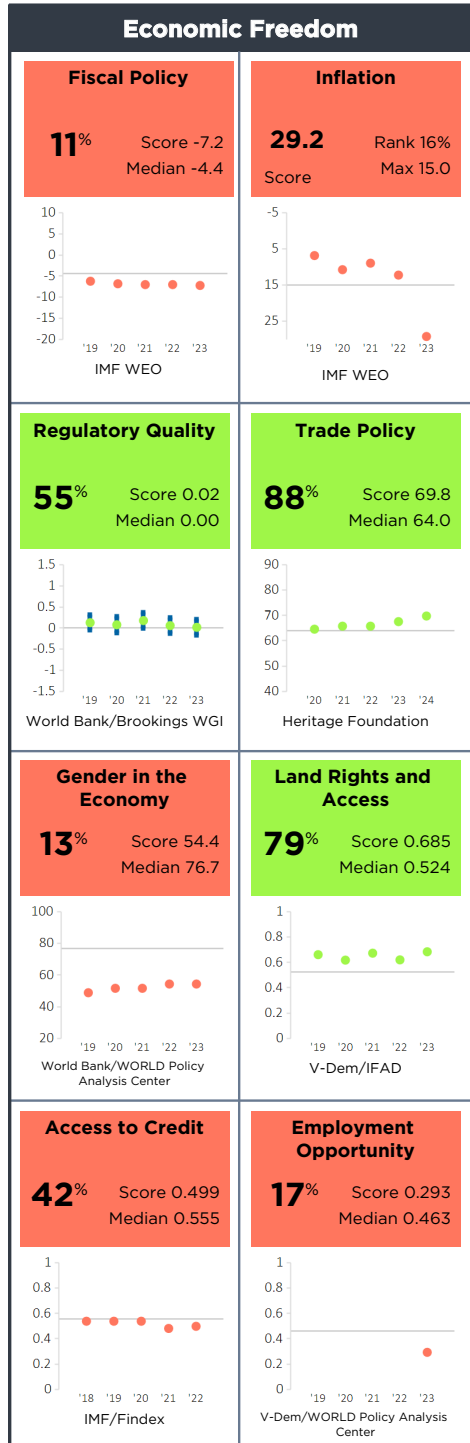
\* Indicates the country has a score this year, but the score is outside the range of scores shown on the chart.

# Pakistan FY25

Population 240,486,000  
 GNI/Cap \$1,500  
 Category GNI/Cap ≤ \$2,165

Half Scorecard Passed **X**  
 Control of Corruption **X**  
 Democratic Rights **X**

Pakistan

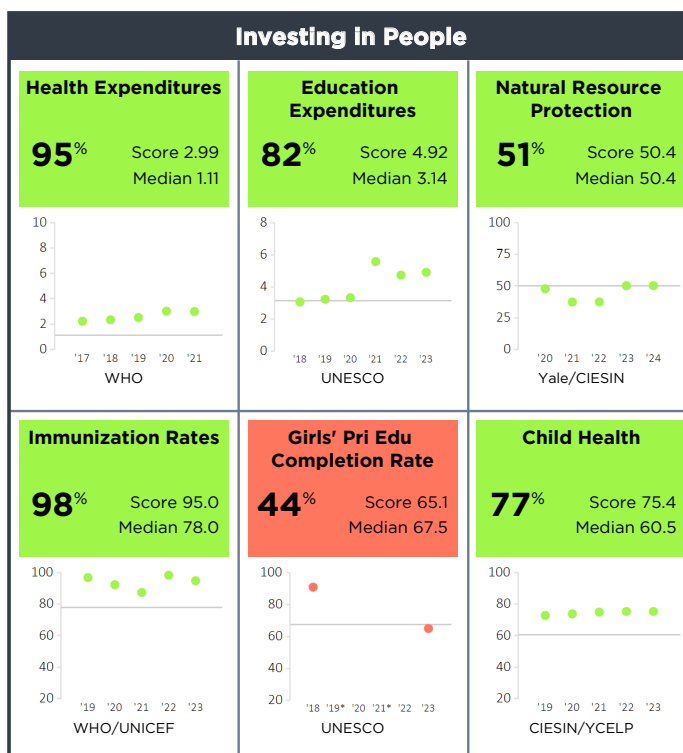
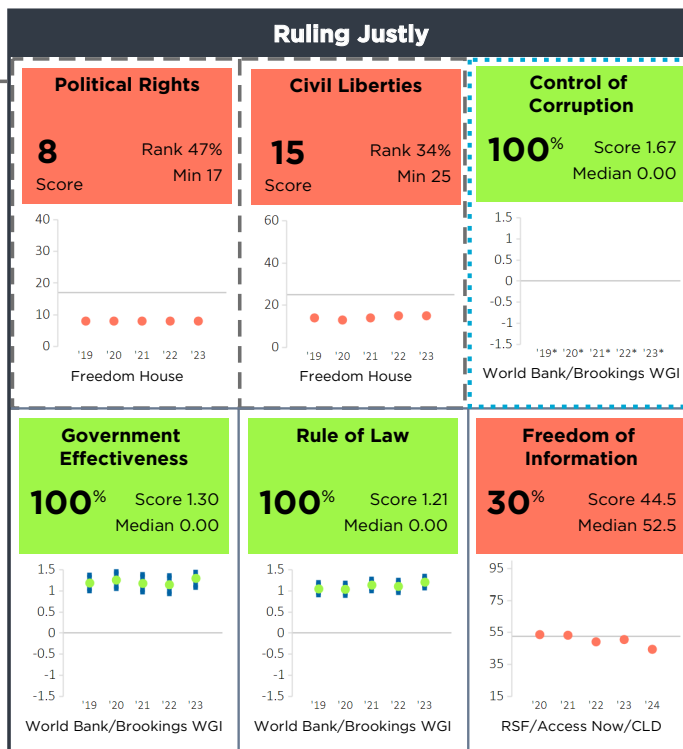
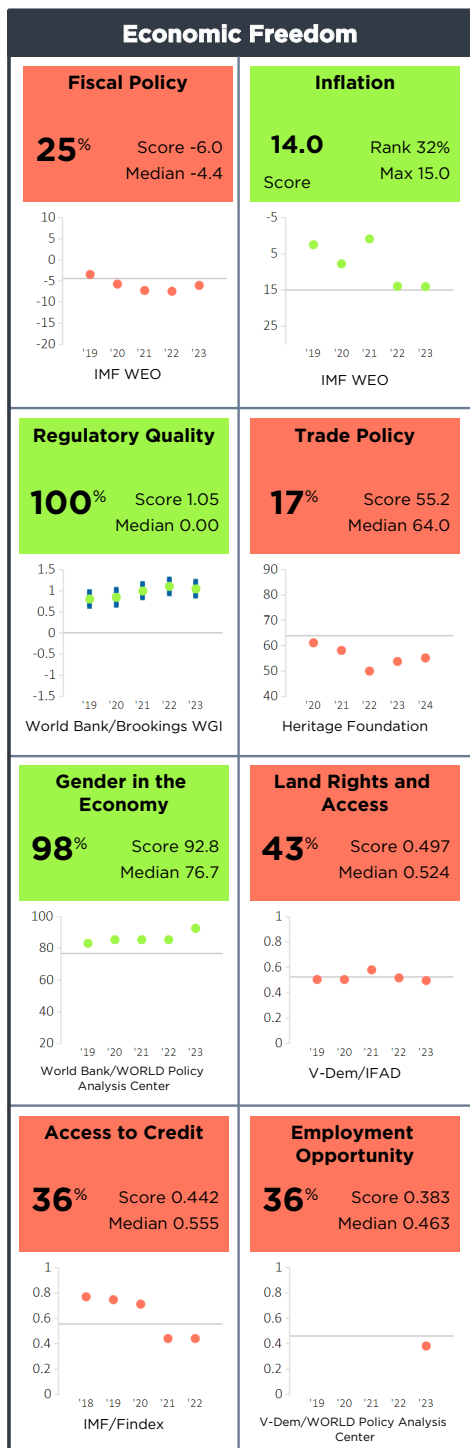


For more information regarding the Millennium Challenge Account Selection Process and these indicators, please consult MCC's website [www.mcc.gov/selection](http://www.mcc.gov/selection)

# Rwanda FY25

Population 14,095,000  
 GNI/Cap \$980  
 Category GNI/Cap ≤ \$2,165

Half Scorecard Passed   
 Control of Corruption   
 Democratic Rights



For more information regarding the Millennium Challenge Account Selection Process and these indicators, please consult MCC's website [www.mcc.gov/selection](http://www.mcc.gov/selection)

\* Indicates the country has a score this year, but the score is outside the range of scores shown on the chart.

Rwanda

# Senegal FY25

Population 17,763,000  
 GNI/Cap \$1,660  
 Category GNI/Cap ≤ \$2,165

Half Scorecard Passed ✓  
 Control of Corruption ✓  
 Democratic Rights ✓

Senegal

### Economic Freedom

<b>Fiscal Policy</b> <b>27%</b> Score -5.9 Median -4.4 <p>IMF WEO</p>	<b>Inflation</b> <b>5.9</b> Rank 68% Score Max 15.0 <p>IMF WEO</p>
<b>Regulatory Quality</b> <b>96%</b> Score 0.58 Median 0.00 <p>World Bank/Brookings WGI</p>	<b>Trade Policy</b> <b>67%</b> Score 67.2 Median 64.0 <p>Heritage Foundation</p>
<b>Gender in the Economy</b> <b>43%</b> Score 73.3 Median 76.7 <p>World Bank/WORLD Policy Analysis Center</p>	<b>Land Rights and Access</b> <b>55%</b> Score 0.543 Median 0.524 <p>V-Dem/IFAD</p>
<b>Access to Credit</b> <b>87%</b> Score 0.780 Median 0.555 <p>IMF/Findex</p>	<b>Employment Opportunity</b> <b>77%</b> Score 0.617 Median 0.463 <p>V-Dem/WORLD Policy Analysis Center</p>

### Ruling Justly

<b>Political Rights</b> <b>28</b> Rank 89% Score Min 17 <p>Freedom House</p>	<b>Civil Liberties</b> <b>39</b> Rank 96% Score Min 25 <p>Freedom House</p>	<b>Control of Corruption</b> <b>98%</b> Score 1.05 Median 0.00 <p>World Bank/Brookings WGI</p>
<b>Government Effectiveness</b> <b>98%</b> Score 0.98 Median 0.00 <p>World Bank/Brookings WGI</p>	<b>Rule of Law</b> <b>96%</b> Score 0.73 Median 0.00 <p>World Bank/Brookings WGI</p>	<b>Freedom of Information</b> <b>34%</b> Score 46.4 Median 52.5 <p>RSF/Access Now/CLD</p>

### Investing in People

<b>Health Expenditures</b> <b>51%</b> Score 1.12 Median 1.11 <p>WHO</p>	<b>Education Expenditures</b> <b>89%</b> Score 5.99 Median 3.14 <p>UNESCO</p>	<b>Natural Resource Protection</b> <b>79%</b> Score 58.9 Median 50.4 <p>Yale/CIESIN</p>
<b>Immunization Rates</b> <b>53%</b> Score 79.5 Median 78.0 <p>WHO/UNICEF</p>	<b>Girls' Pri Edu Completion Rate</b> <b>56%</b> Score 69.4 Median 67.5 <p>UNESCO</p>	<b>Child Health</b> <b>79%</b> Score 78.1 Median 60.5 <p>CIESIN/YCELP</p>

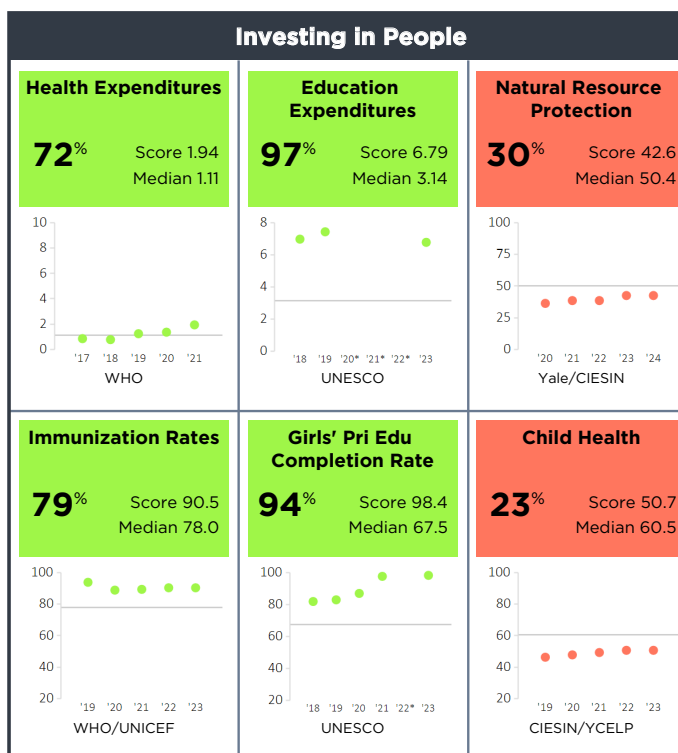
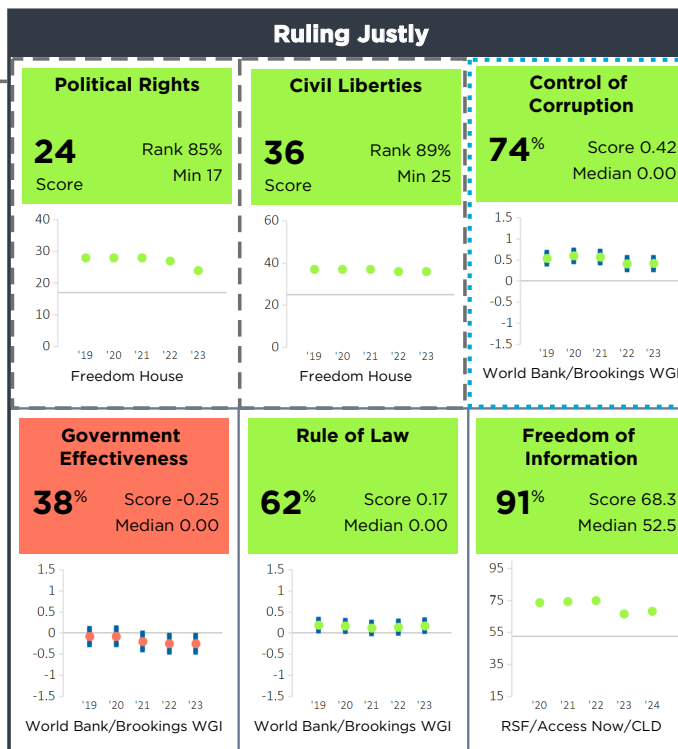
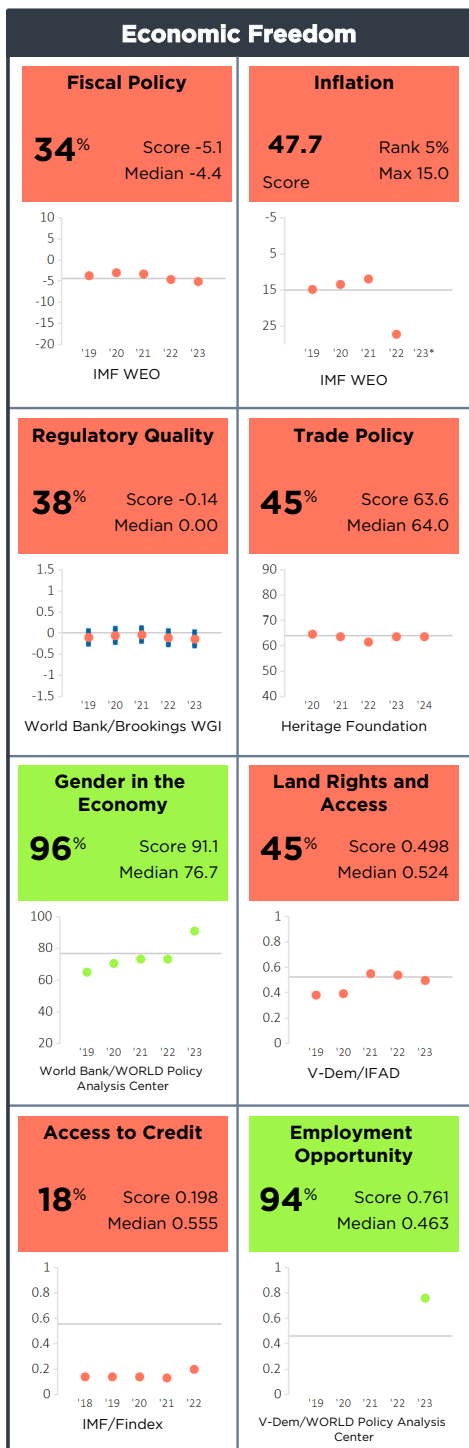
For more information regarding the Millennium Challenge Account Selection Process and these indicators, please consult MCC's website [www.mcc.gov/selection](http://www.mcc.gov/selection)

# Sierra Leone FY25

Population 8,791,000  
 GNI/Cap \$560  
 Category GNI/Cap ≤ \$2,165

Half Scorecard Passed   
 Control of Corruption   
 Democratic Rights

Sierra Leone



For more information regarding the Millennium Challenge Account Selection Process and these indicators, please consult MCC's website [www.mcc.gov/selection](http://www.mcc.gov/selection)

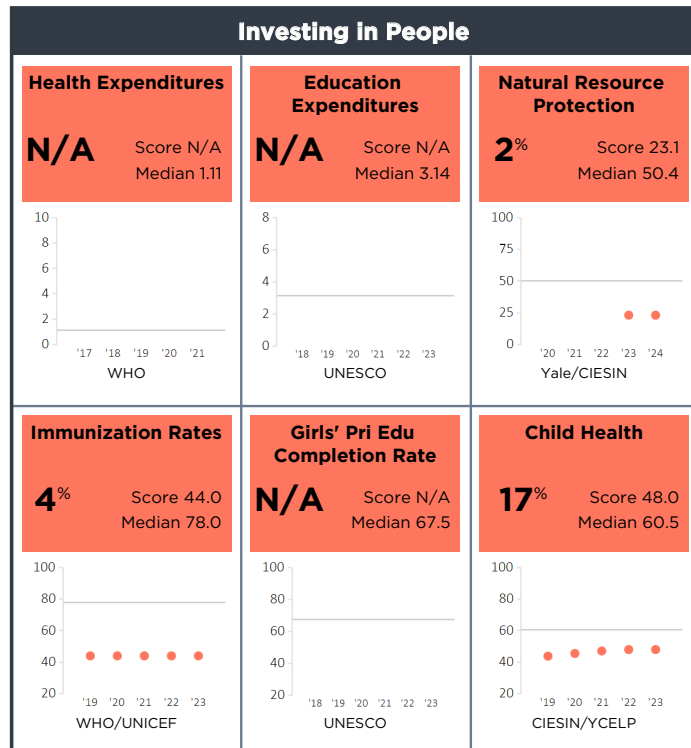
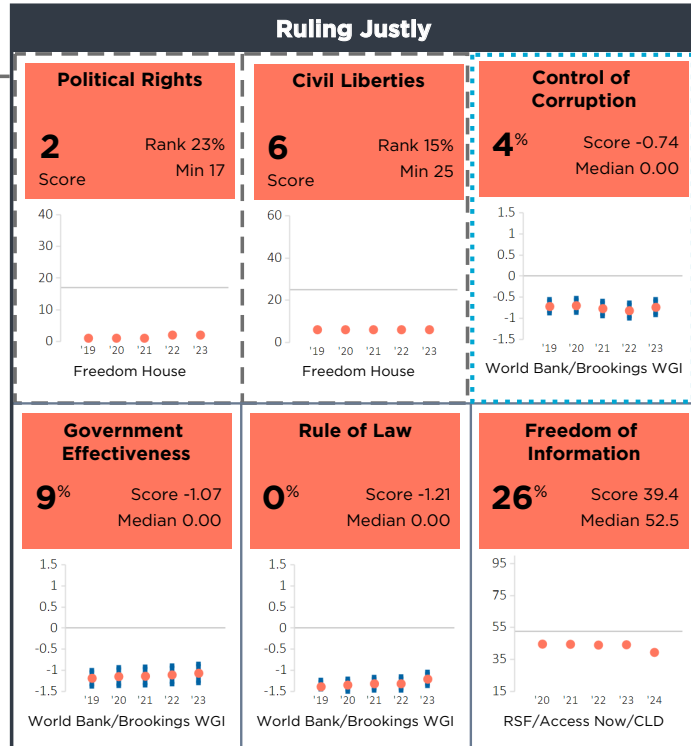
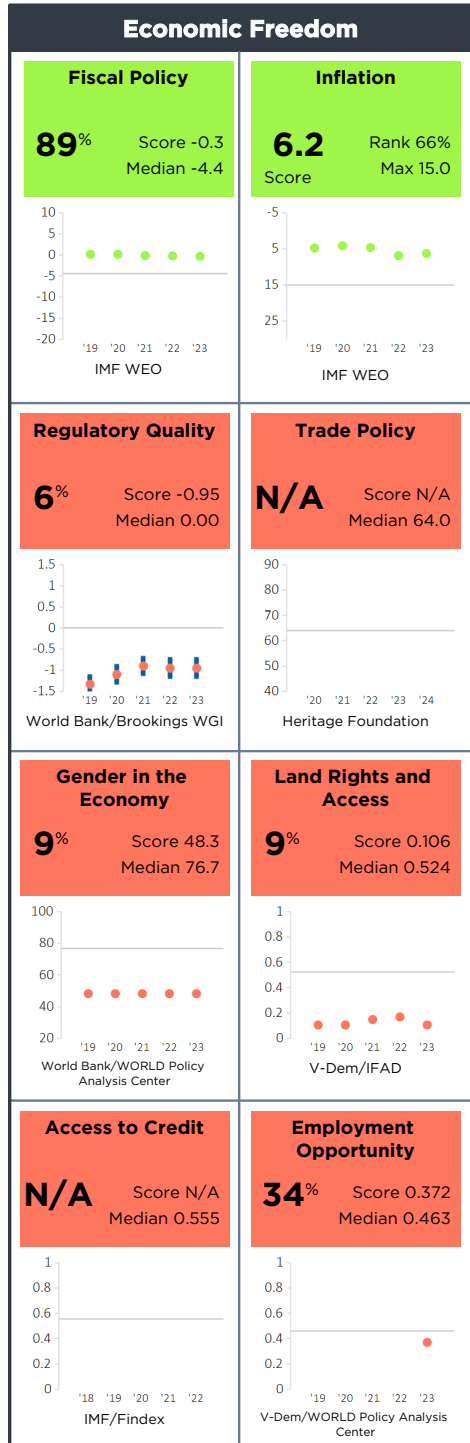
\* Indicates the country has a score this year, but the score is outside the range of scores shown on the chart.

# Somalia FY25

Population 18,143,000  
 GNI/Cap \$610  
 Category GNI/Cap ≤ \$2,165

Half Scorecard Passed **X**  
 Control of Corruption **X**  
 Democratic Rights **X**

Somalia



For more information regarding the Millennium Challenge Account Selection Process and these indicators, please consult MCC's website [www.mcc.gov/selection](http://www.mcc.gov/selection)

# South Sudan FY25

Population 11,089,000

GNI/Cap

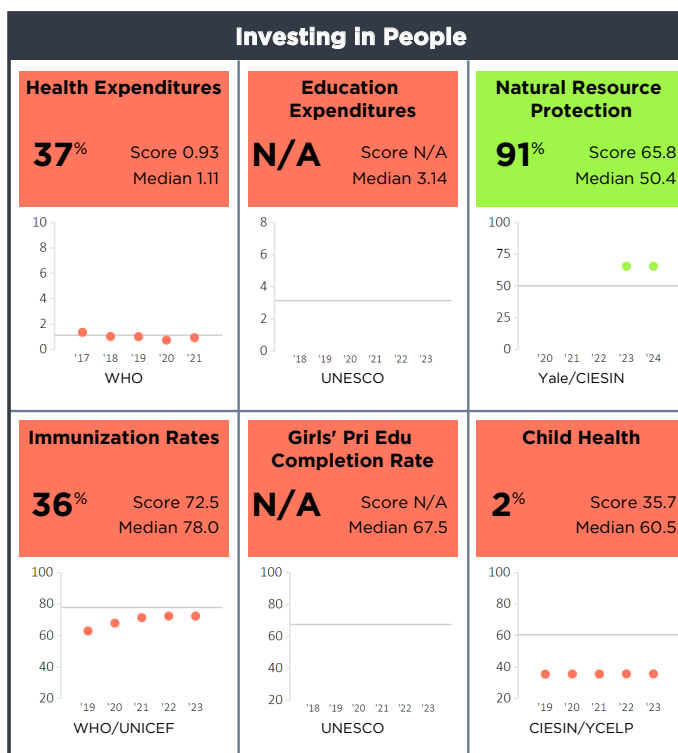
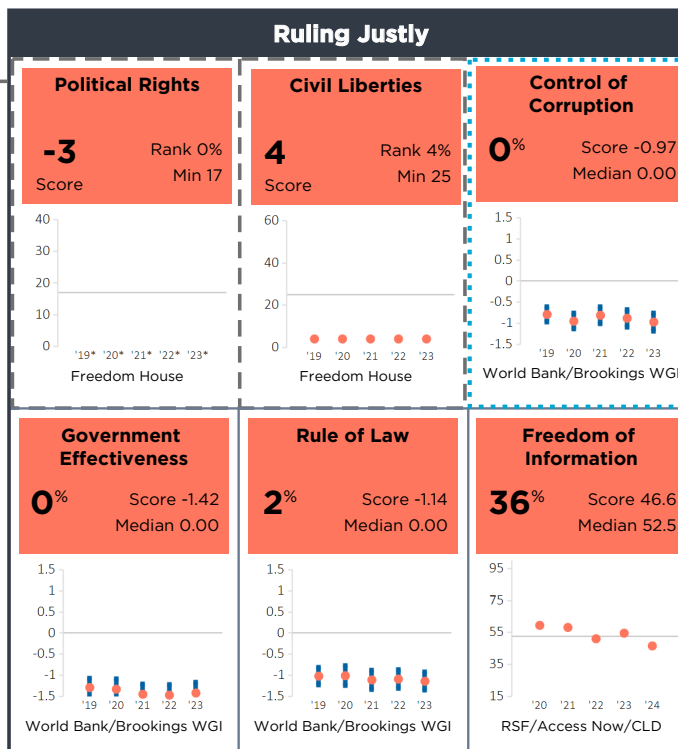
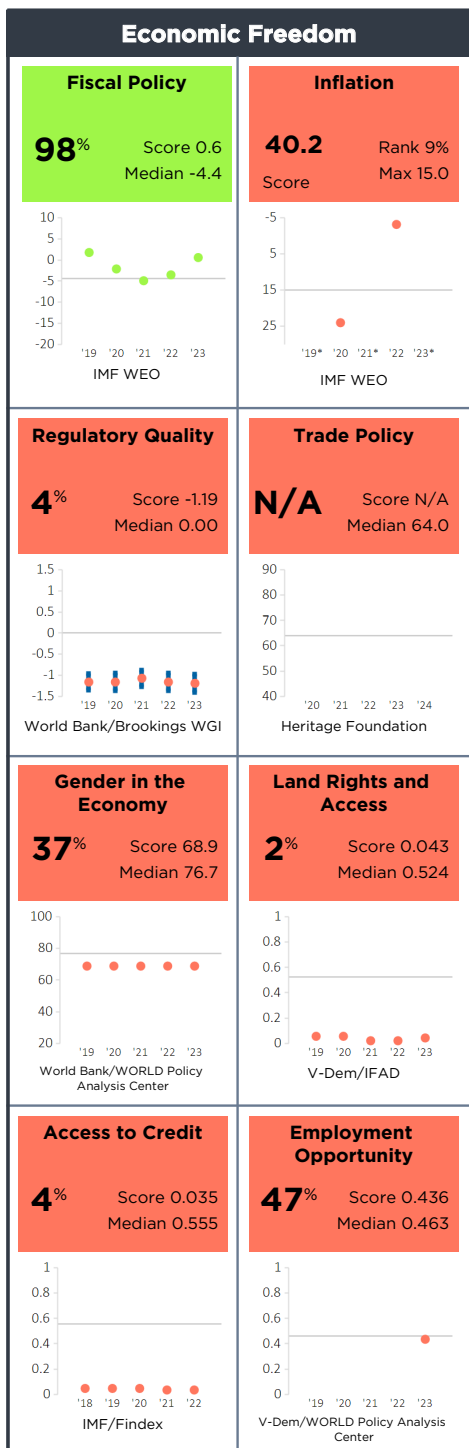
Category GNI/Cap ≤ \$2,165

Half Scorecard Passed **X**

Control of Corruption **X**

Democratic Rights **X**

South Sudan



For more information regarding the Millennium Challenge Account Selection Process and these indicators, please consult MCC's website [www.mcc.gov/selection](http://www.mcc.gov/selection)

\* Indicates the country has a score this year, but the score is outside the range of scores shown on the chart.

# Sudan FY25

Population 48,109,000  
 GNI/Cap \$990  
 Category GNI/Cap ≤ \$2,165

Half Scorecard Passed **X**  
 Control of Corruption **X**  
 Democratic Rights **X**

Sudan

### Economic Freedom

<b>Fiscal Policy</b> <b>68%</b> Score -2.0 Median -4.4  IMF WEO	<b>Inflation</b> <b>77.2</b> Rank 2% Score Max 15.0  IMF WEO
<b>Regulatory Quality</b> <b>13%</b> Score -0.68 Median 0.00  World Bank/Brookings WGI	<b>Trade Policy</b> <b>2%</b> Score 29.6 Median 64.0  Heritage Foundation
<b>Gender in the Economy</b> <b>4%</b> Score 31.1 Median 76.7  World Bank/WORLD Policy Analysis Center	<b>Land Rights and Access</b> <b>17%</b> Score 0.186 Median 0.524  V-Dem/IFAD
<b>Access to Credit</b> <b>40%</b> Score 0.488 Median 0.555  IMF/Findex	<b>Employment Opportunity</b> <b>13%</b> Score 0.229 Median 0.463  V-Dem/WORLD Policy Analysis Center

### Ruling Justly

<b>Political Rights</b> <b>-3</b> Rank 0% Score Min 17  Freedom House	<b>Civil Liberties</b> <b>9</b> Rank 19% Score Min 25  Freedom House	<b>Control of Corruption</b> <b>13%</b> Score -0.51 Median 0.00  World Bank/Brookings WGI
<b>Government Effectiveness</b> <b>11%</b> Score -1.07 Median 0.00  World Bank/Brookings WGI	<b>Rule of Law</b> <b>13%</b> Score -0.67 Median 0.00  World Bank/Brookings WGI	<b>Freedom of Information</b> <b>19%</b> Score 36.7 Median 52.5  RSF/Access Now/CLD

### Investing in People

<b>Health Expenditures</b> <b>23%</b> Score 0.77 Median 1.11  WHO	<b>Education Expenditures</b> <b>N/A</b> Score N/A Median 3.14  UNESCO	<b>Natural Resource Protection</b> <b>34%</b> Score 43.9 Median 50.4  Yale/CIESIN
<b>Immunization Rates</b> <b>11%</b> Score 51.0 Median 78.0  WHO/UNICEF	<b>Girls' Pri Edu Completion Rate</b> <b>41%</b> Score 64.3 Median 67.5  UNESCO	<b>Child Health</b> <b>51%</b> Score 60.5 Median 60.5  CIESIN/YCELP

For more information regarding the Millennium Challenge Account Selection Process and these indicators, please consult MCC's website [www.mcc.gov/selection](http://www.mcc.gov/selection)

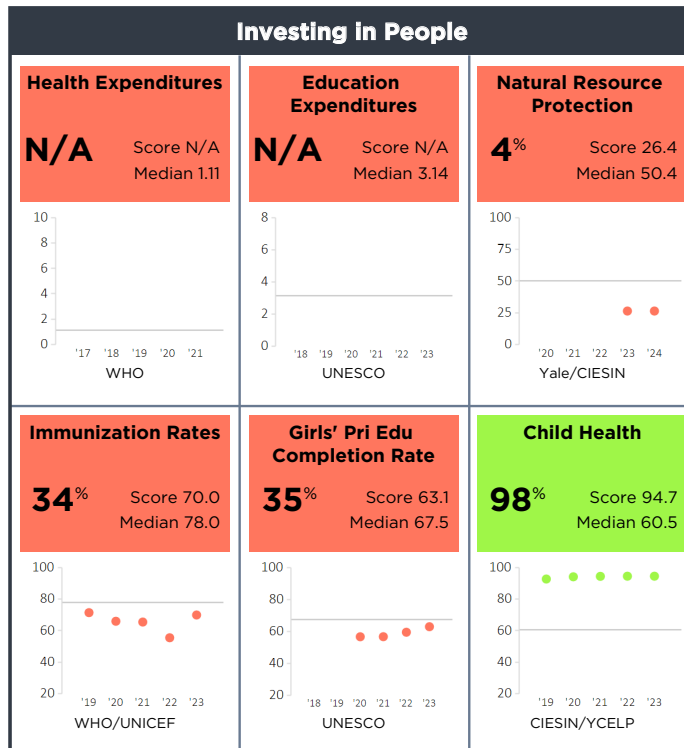
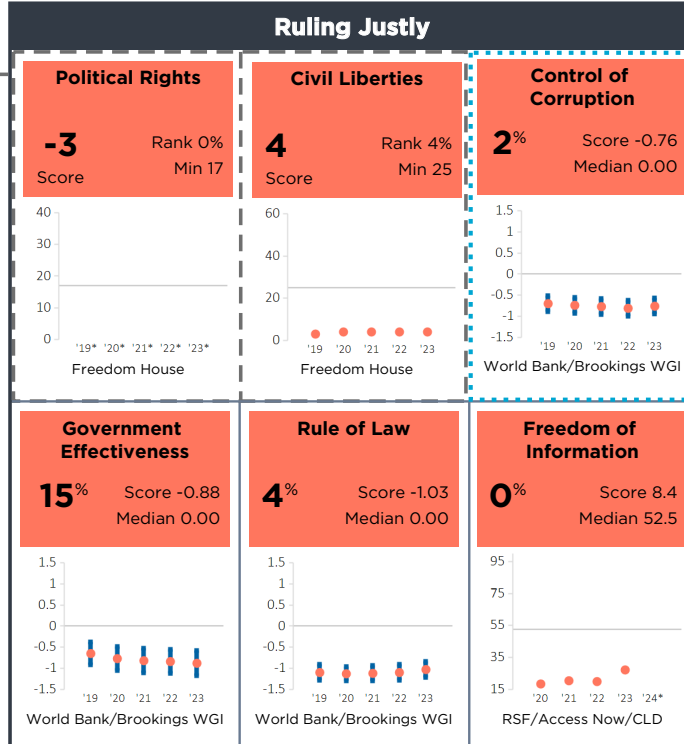
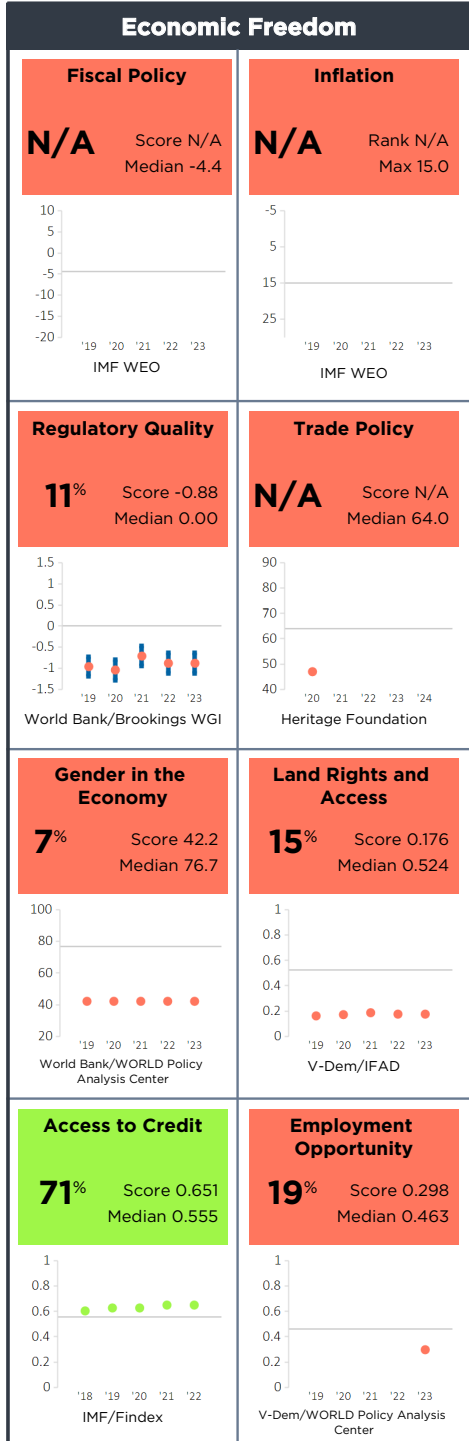
\* Indicates the country has a score this year, but the score is outside the range of scores shown on the chart.



# Syrian Arab Republic FY25

Population 23,227,000  
 GNI/Cap \$560  
 Category GNI/Cap ≤ \$2,165

Half Scorecard Passed **X**  
 Control of Corruption **X**  
 Democratic Rights **X**



Syrian Arab Republic

For more information regarding the Millennium Challenge Account Selection Process and these indicators, please consult MCC's website [www.mcc.gov/selection](http://www.mcc.gov/selection)

\* Indicates the country has a score this year, but the score is outside the range of scores shown on the chart.

# Tajikistan FY25

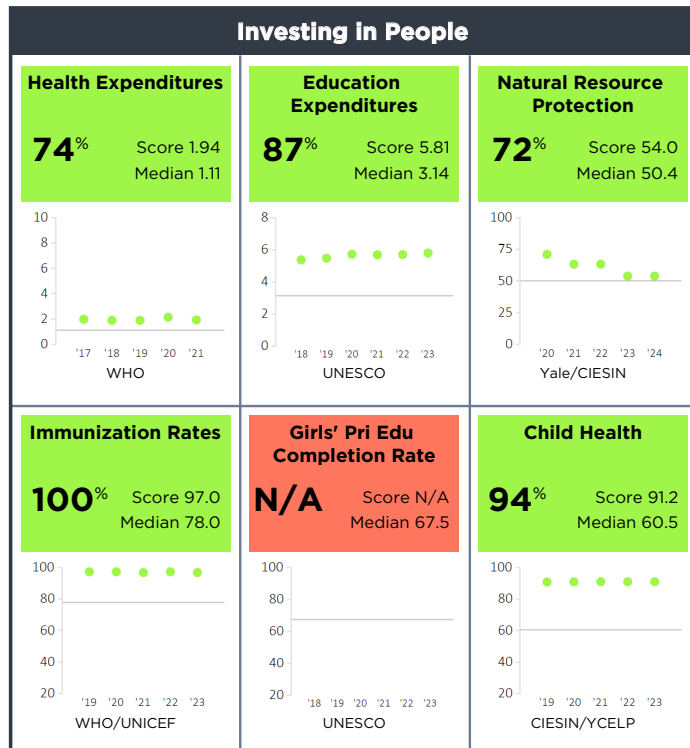
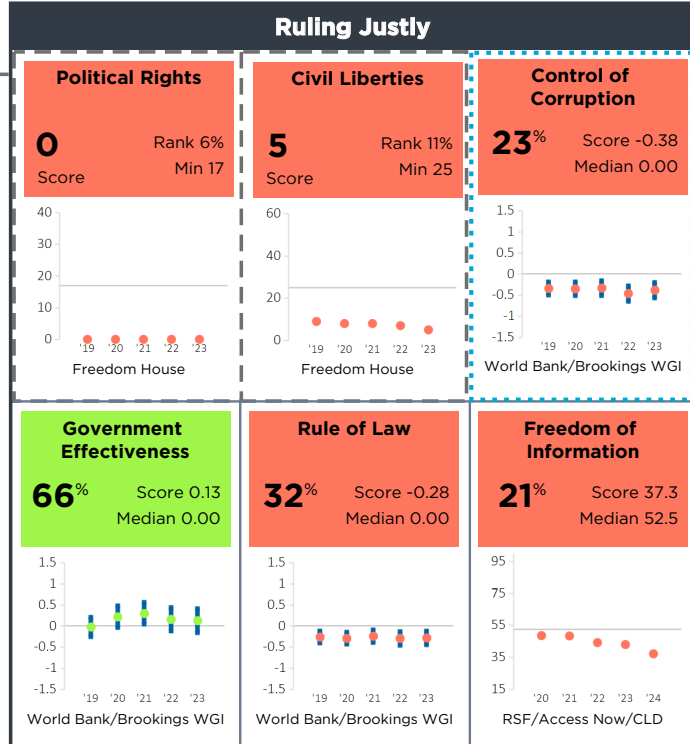
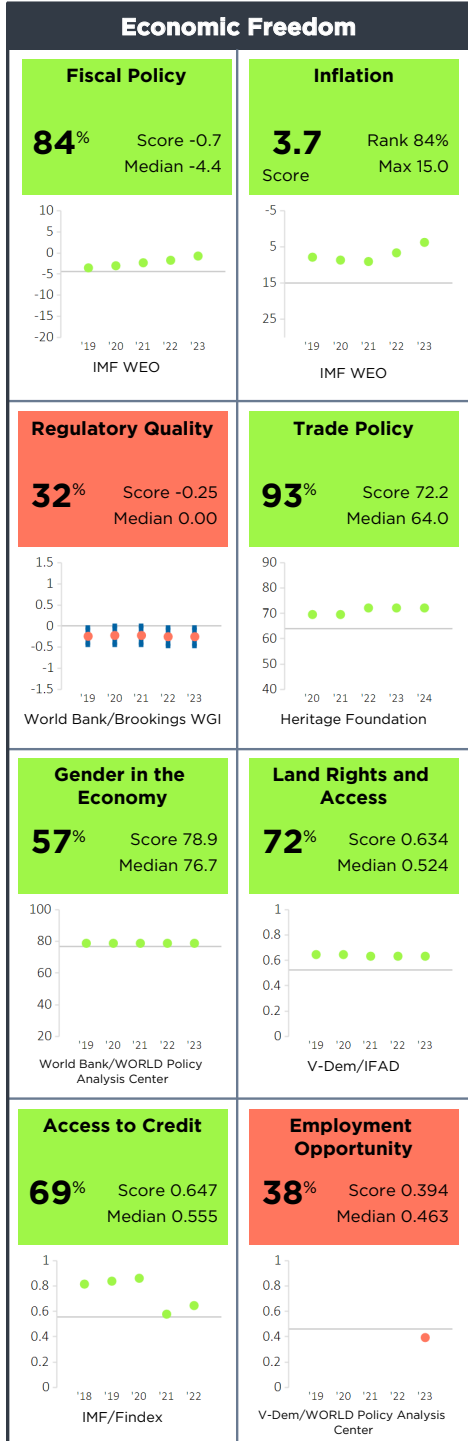
Population 10,144,000  
 GNI/Cap \$1,440  
 Category GNI/Cap ≤ \$2,165

Half Scorecard Passed ✓

Control of Corruption X

Democratic Rights X

Tajikistan

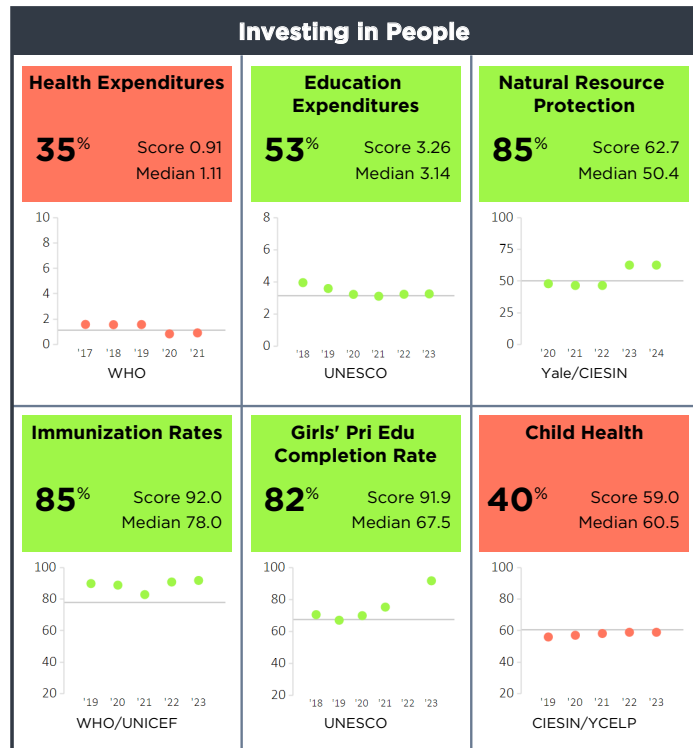
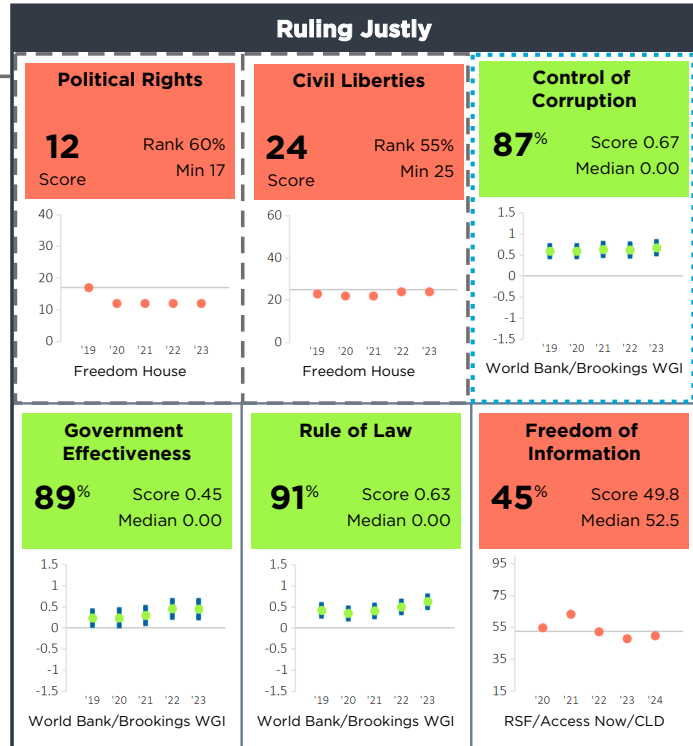
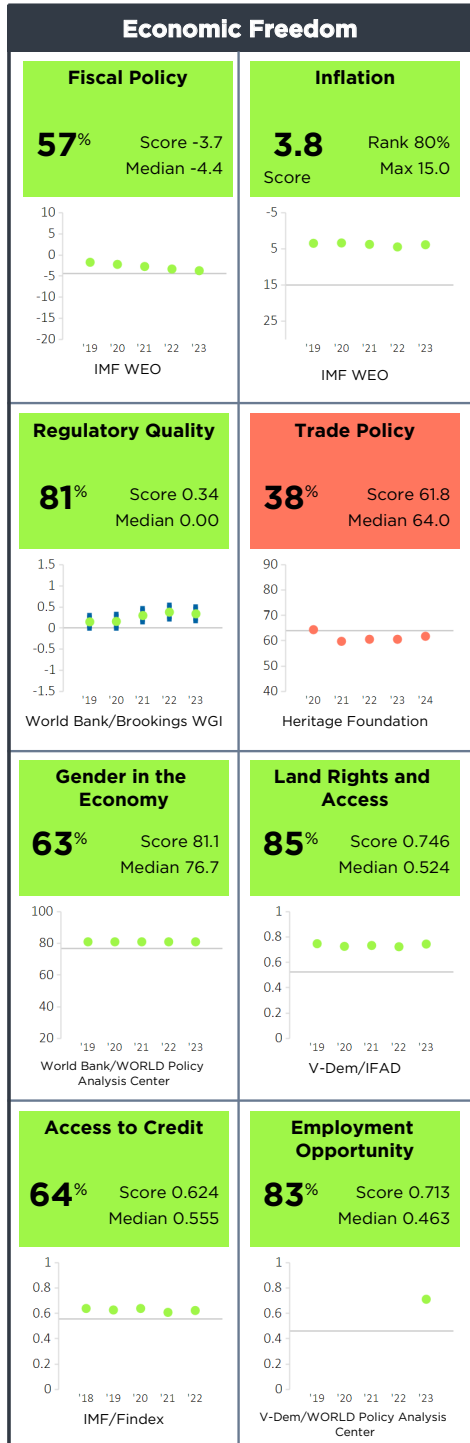


For more information regarding the Millennium Challenge Account Selection Process and these indicators, please consult MCC's website [www.mcc.gov/selection](http://www.mcc.gov/selection)

# Tanzania FY25

Population 67,438,000  
 GNI/Cap \$1,210  
 Category GNI/Cap ≤ \$2,165

Half Scorecard Passed   
 Control of Corruption   
 Democratic Rights



For more information regarding the Millennium Challenge Account Selection Process and these indicators, please consult MCC's website [www.mcc.gov/selection](http://www.mcc.gov/selection)

Tanzania

# Timor-Leste FY25

Population 1,361,000  
 GNI/Cap \$2,140  
 Category GNI/Cap ≤ \$2,165

Half Scorecard Passed   
 Control of Corruption   
 Democratic Rights

Timor-Leste

### Economic Freedom

<b>Fiscal Policy</b> <b>0%</b> Score -27.2 Median -4.4 	<b>Inflation</b> <b>8.4</b> Rank 48% Score Max 15.0 
<b>Regulatory Quality</b> <b>89%</b> Score 0.44 Median 0.00 	<b>Trade Policy</b> <b>100%</b> Score 80.0 Median 64.0 
<b>Gender in the Economy</b> <b>76%</b> Score 83.3 Median 76.7 	<b>Land Rights and Access</b> <b>57%</b> Score 0.553 Median 0.524 
<b>Access to Credit</b> <b>89%</b> Score 0.791 Median 0.555 	<b>Employment Opportunity</b> <b>85%</b> Score 0.718 Median 0.463 

### Ruling Justly

<b>Political Rights</b> <b>33</b> Rank 100% Score Min 17 	<b>Civil Liberties</b> <b>39</b> Rank 96% Score Min 25 	<b>Control of Corruption</b> <b>91%</b> Score 0.77 Median 0.00 
<b>Government Effectiveness</b> <b>60%</b> Score 0.07 Median 0.00 	<b>Rule of Law</b> <b>60%</b> Score 0.17 Median 0.00 	<b>Freedom of Information</b> <b>100%</b> Score 82.9 Median 52.5 

### Investing in People

<b>Health Expenditures</b> <b>100%</b> Score 7.26 Median 1.11 	<b>Education Expenditures</b> <b>45%</b> Score 2.97 Median 3.14 	<b>Natural Resource Protection</b> <b>49%</b> Score 50.3 Median 50.4 
<b>Immunization Rates</b> <b>49%</b> Score 77.5 Median 78.0 	<b>Girls' Pri Edu Completion Rate</b> <b>88%</b> Score 93.1 Median 67.5 	<b>Child Health</b> <b>81%</b> Score 78.5 Median 60.5 

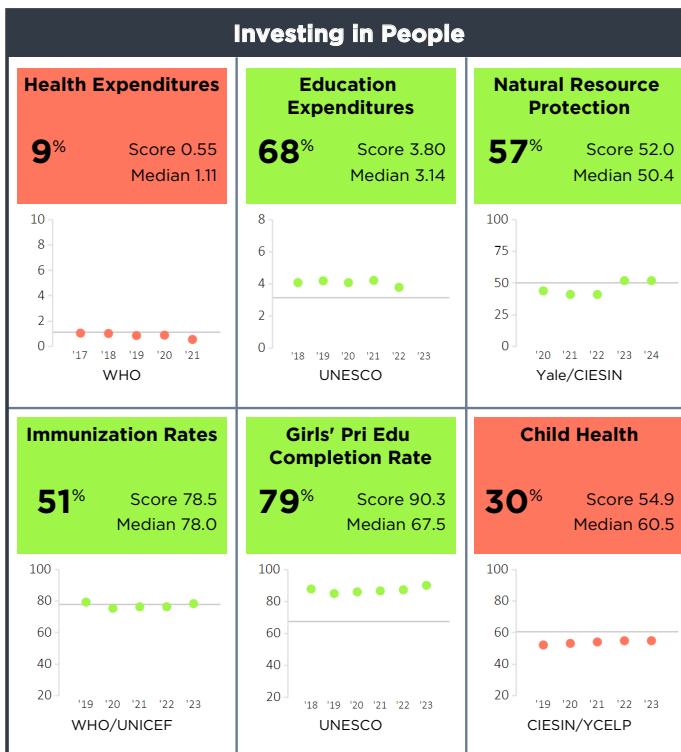
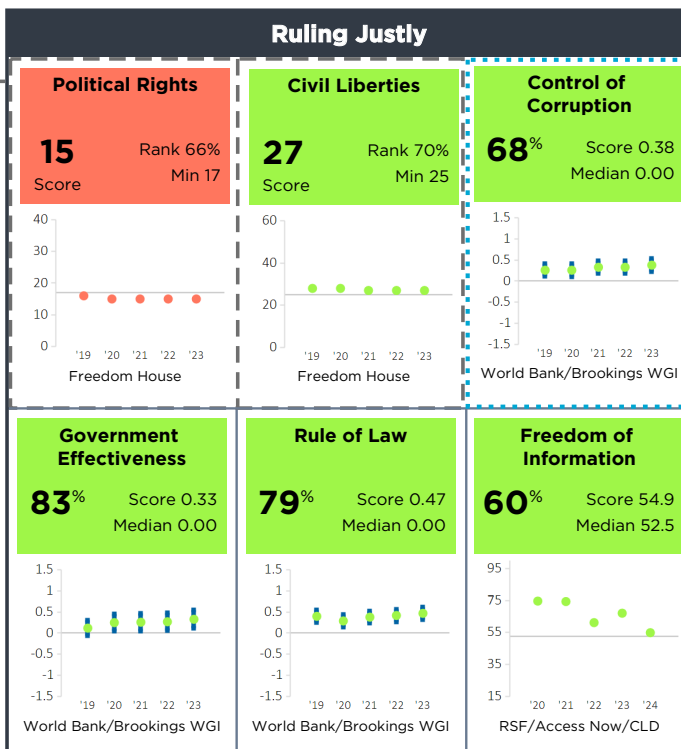
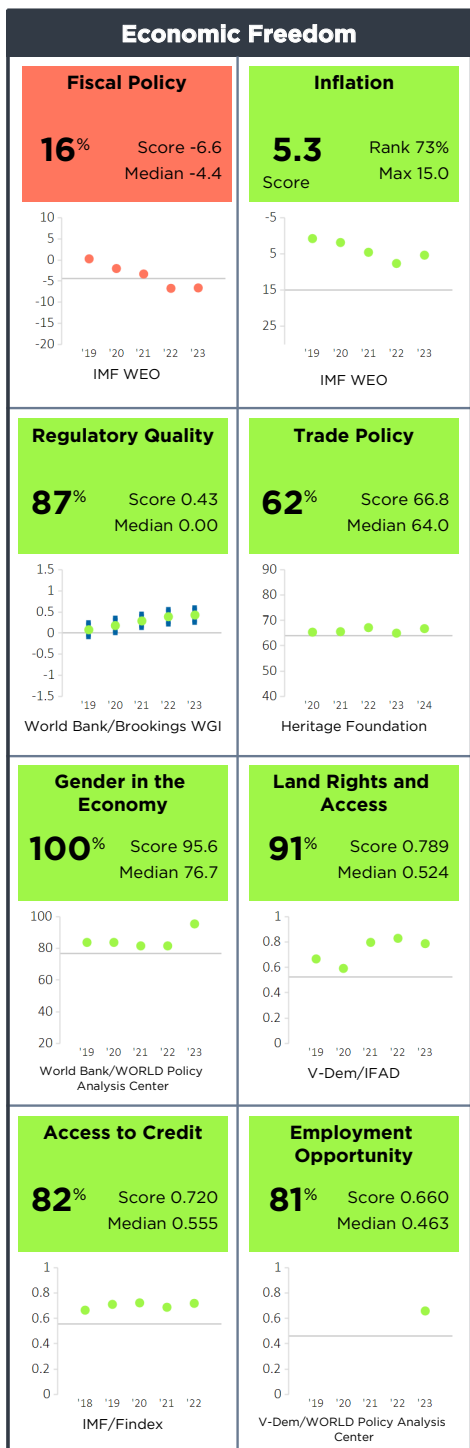
For more information regarding the Millennium Challenge Account Selection Process and these indicators, please consult MCC's website [www.mcc.gov/selection](http://www.mcc.gov/selection)

\* Indicates the country has a score this year, but the score is outside the range of scores shown on the chart.

# Togo FY25

Population 9,054,000  
 GNI/Cap \$1,030  
 Category GNI/Cap ≤ \$2,165

Half Scorecard Passed ✓  
 Control of Corruption ✓  
 Democratic Rights ✓



For more information regarding the Millennium Challenge Account Selection Process and these indicators, please consult MCC's website [www.mcc.gov/selection](http://www.mcc.gov/selection)

Togo

# Uganda FY25

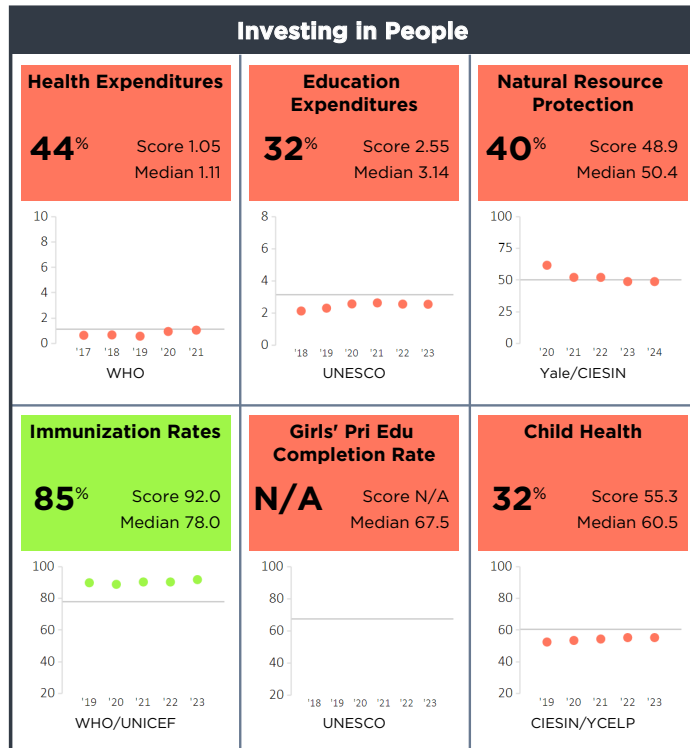
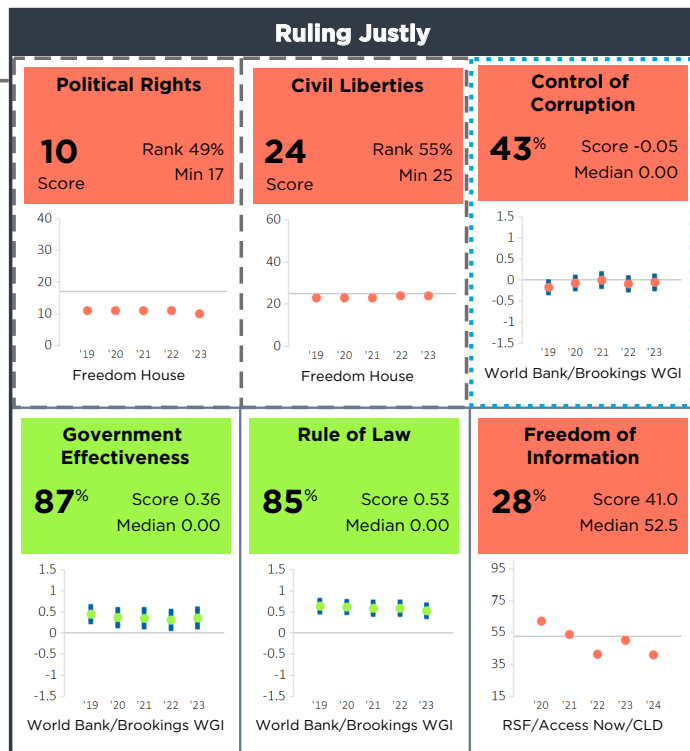
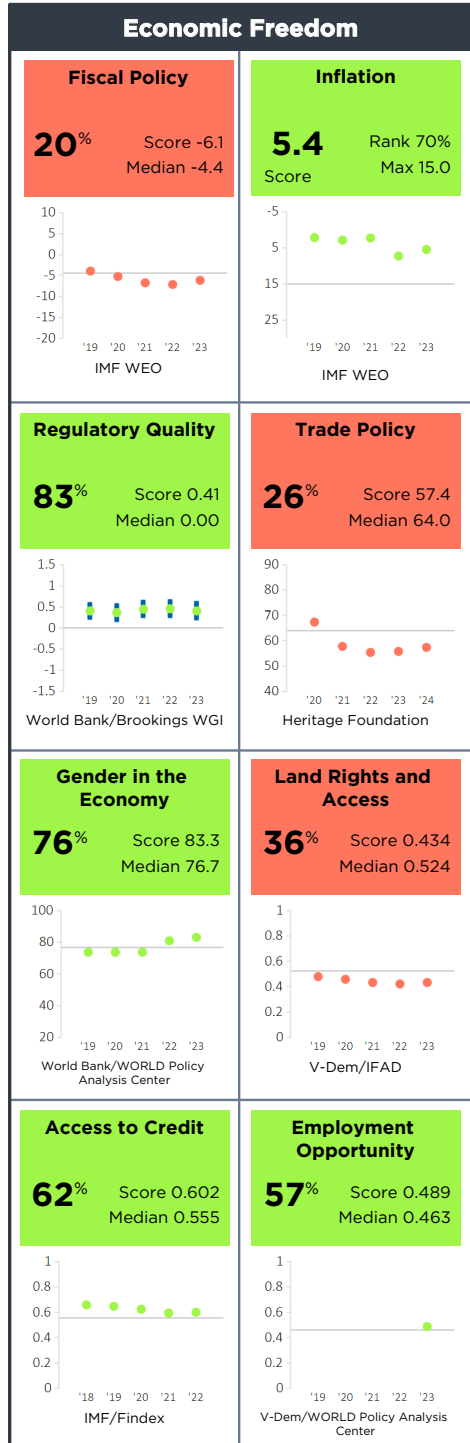
Population 48,582,000  
 GNI/Cap \$980  
 Category GNI/Cap ≤ \$2,165

Half Scorecard Passed **X**

Control of Corruption **X**

Democratic Rights **X**

Uganda



For more information regarding the Millennium Challenge Account Selection Process and these indicators, please consult MCC's website [www.mcc.gov/selection](http://www.mcc.gov/selection)

# Yemen, Rep. FY25

Population 34,450,000

GNI/Cap

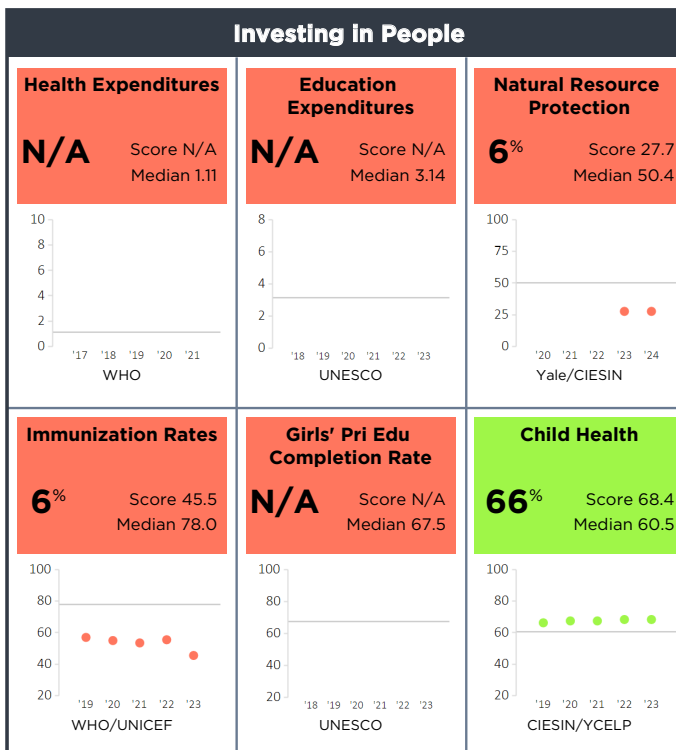
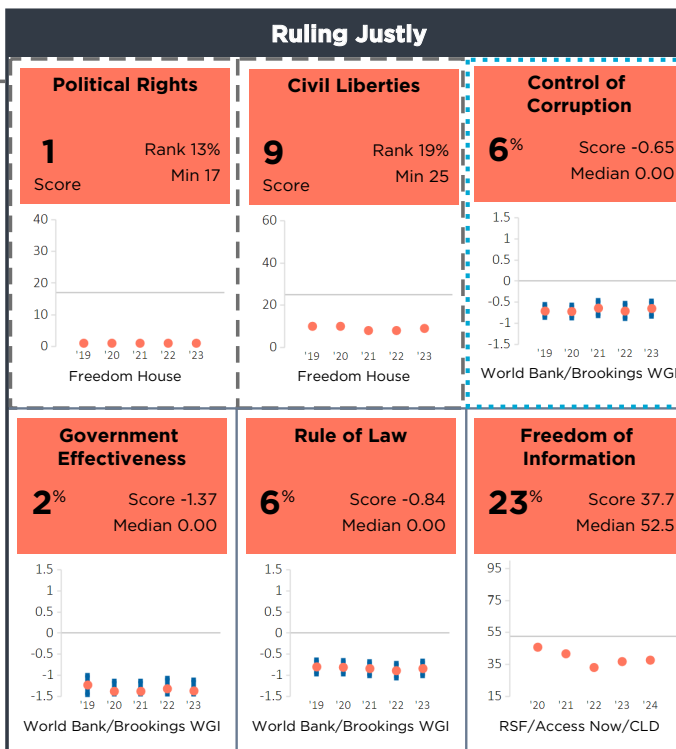
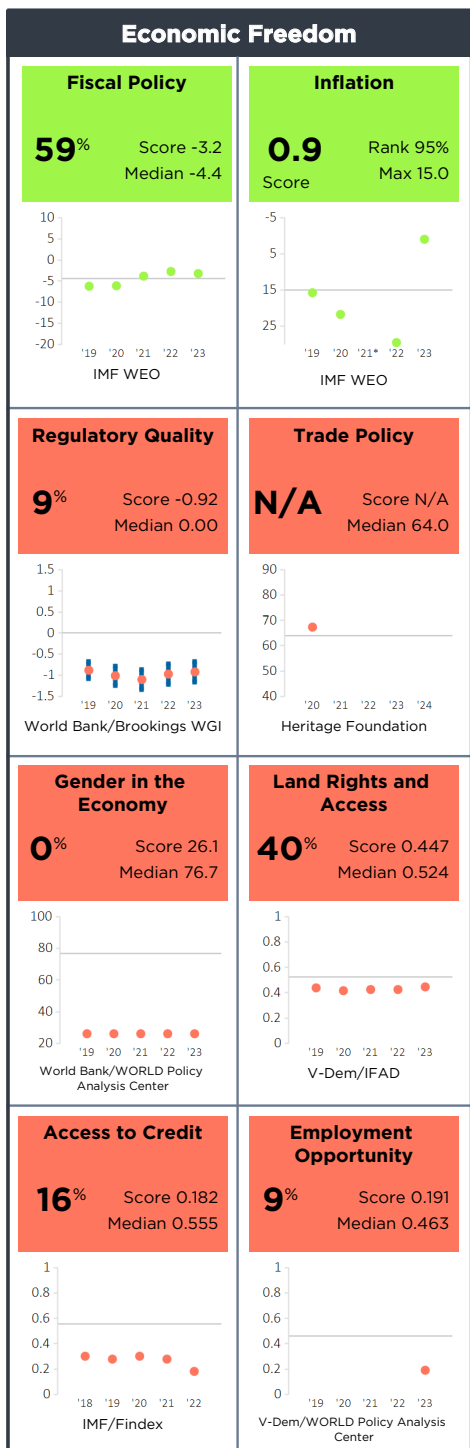
Category GNI/Cap ≤ \$2,165

Half Scorecard Passed **X**

Control of Corruption **X**

Democratic Rights **X**

Yemen, Rep



For more information regarding the Millennium Challenge Account Selection Process and these indicators, please consult MCC's website [www.mcc.gov/selection](http://www.mcc.gov/selection)

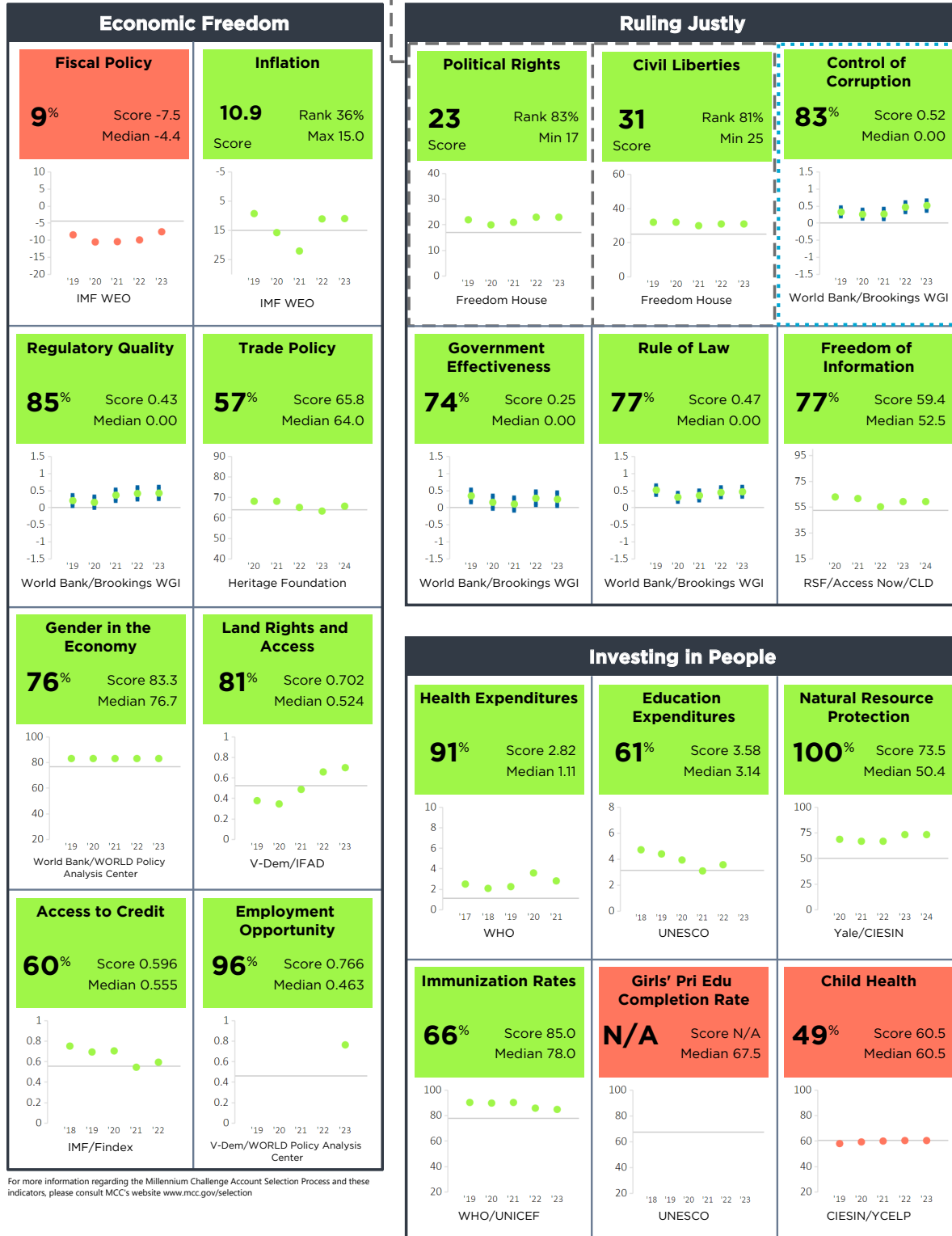
\* Indicates the country has a score this year, but the score is outside the range of scores shown on the chart.

# Zambia FY25

Population 20,570,000  
 GNI/Cap \$1,320  
 Category GNI/Cap ≤ \$2,165

Half Scorecard Passed ✓  
 Control of Corruption ✓  
 Democratic Rights ✓

Zambia



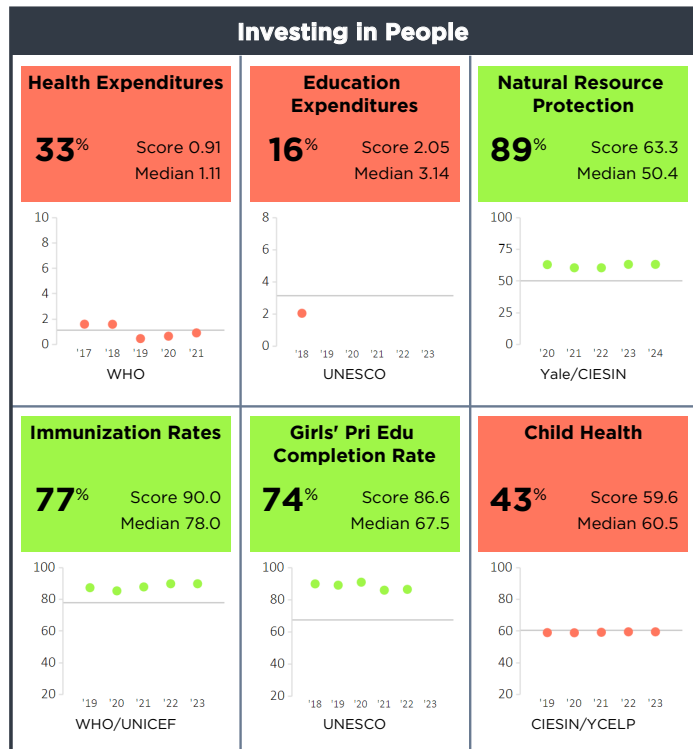
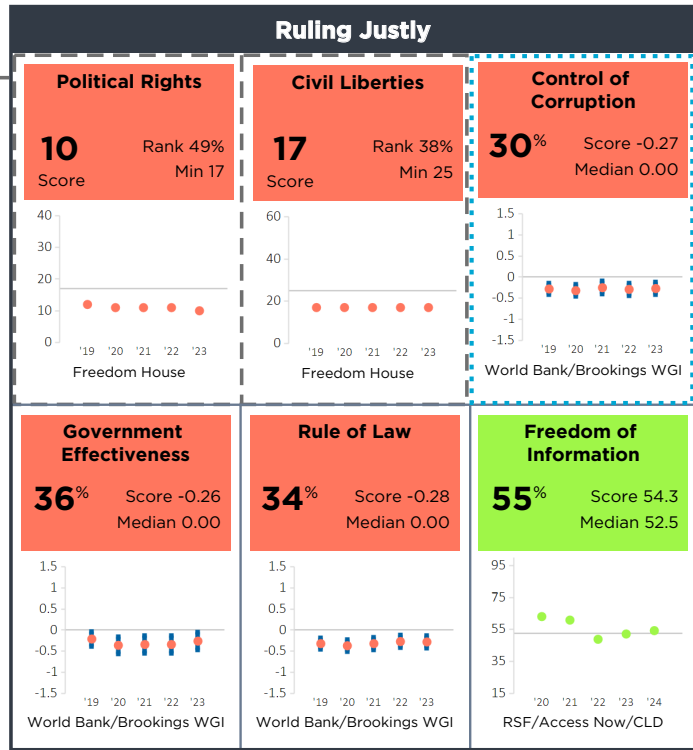
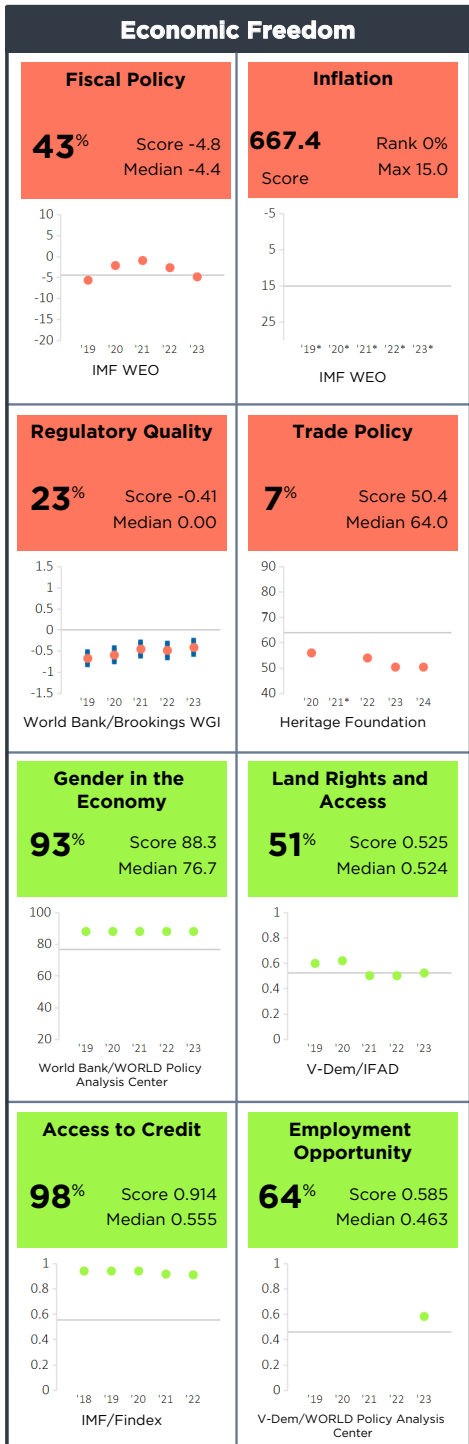
For more information regarding the Millennium Challenge Account Selection Process and these indicators, please consult MCC's website [www.mcc.gov/selection](http://www.mcc.gov/selection)



# Zimbabwe FY25

Population 16,665,000  
 GNI/Cap \$1,740  
 Category GNI/Cap ≤ \$2,165

Half Scorecard Passed **X**  
 Control of Corruption **X**  
 Democratic Rights **X**



For more information regarding the Millennium Challenge Account Selection Process and these indicators, please consult MCC's website [www.mcc.gov/selection](http://www.mcc.gov/selection)

\* Indicates the country has a score this year, but the score is outside the range of scores shown on the chart.

Zimbabwe



# Part 2:

## Scorecards for Countries with GNI/Capita \$2,166–\$4,515



MILLENNIUM  
CHALLENGE CORPORATION

Reducing Poverty Through Growth

# Bangladesh FY25

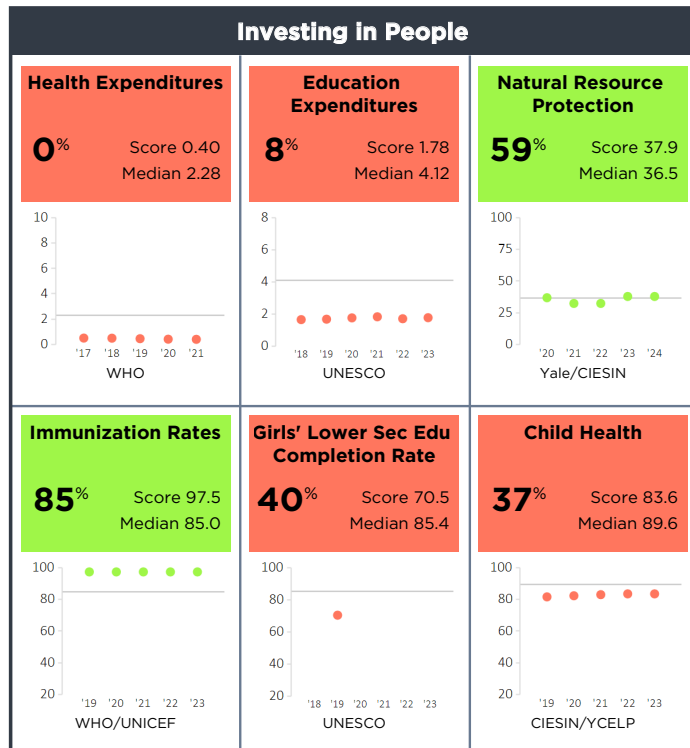
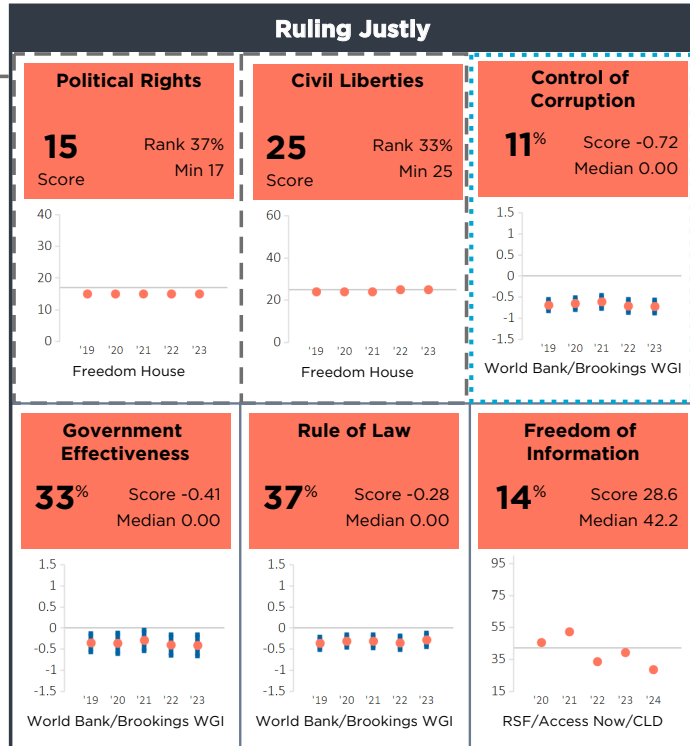
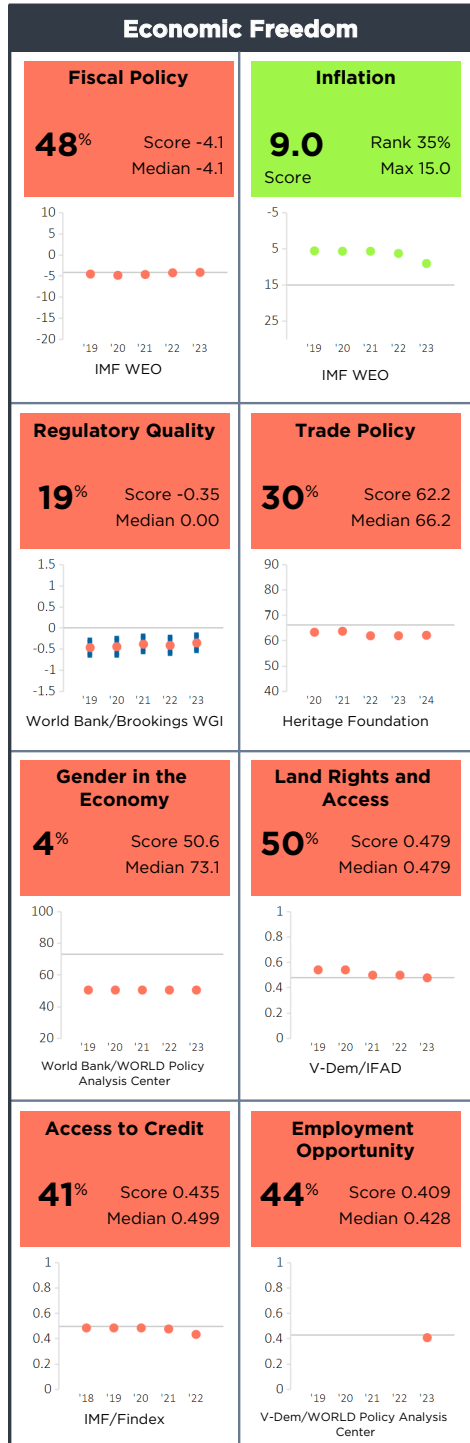
Population 172,954,000  
 GNI/Cap \$2,860  
 Category GNI/Cap \$2,166 - \$4,515

Half Scorecard Passed **X**

Control of Corruption **X**

Democratic Rights **X**

Bangladesh

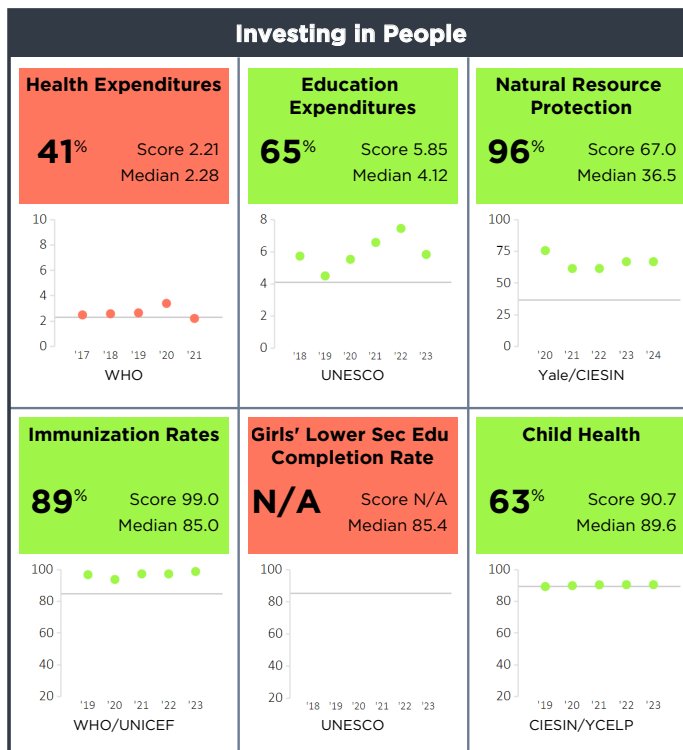
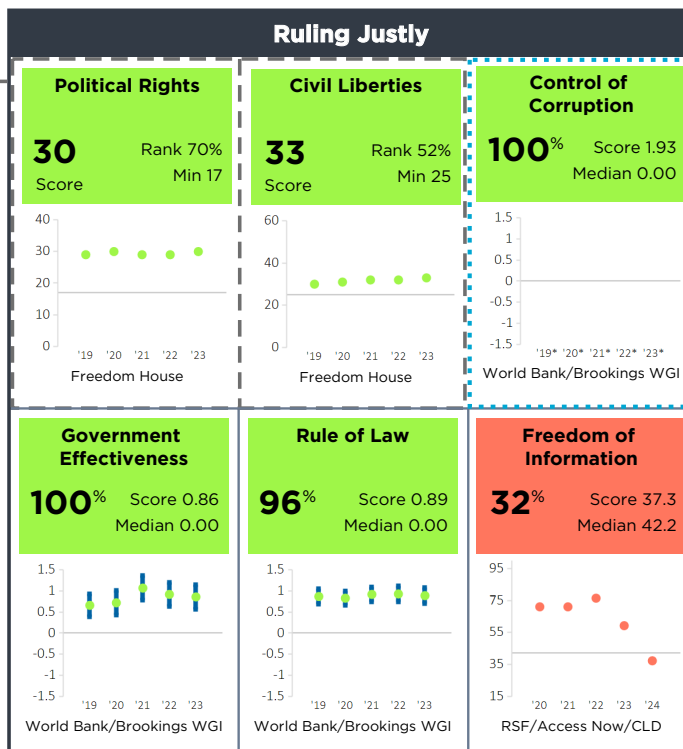
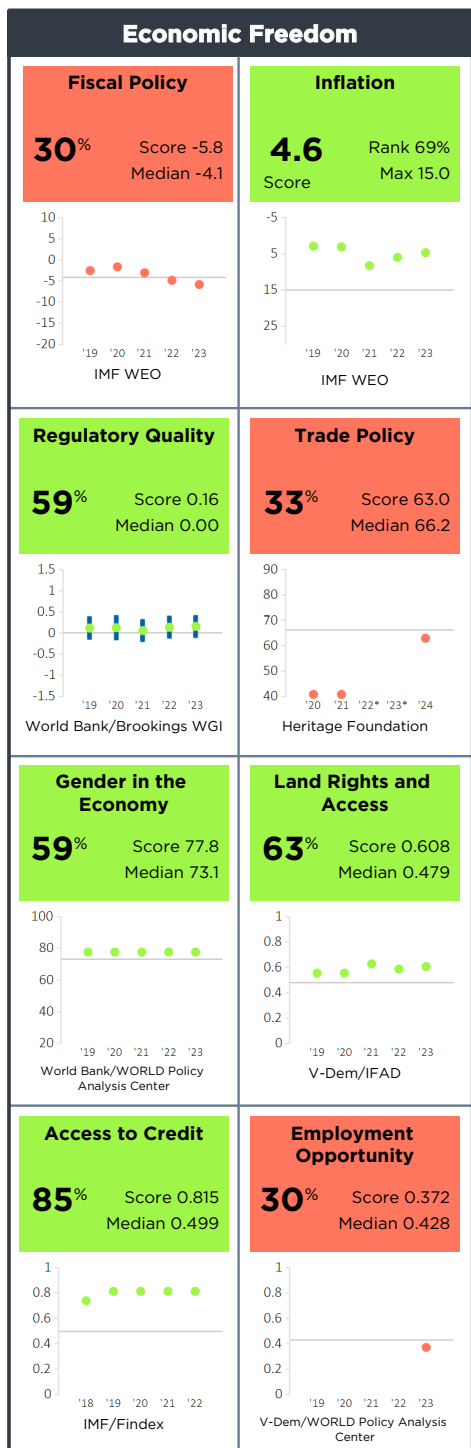


For more information regarding the Millennium Challenge Account Selection Process and these indicators, please consult MCC's website [www.mcc.gov/selection](http://www.mcc.gov/selection)

# Bhutan FY25

Population 787,000  
 GNI/Cap \$3,590  
 Category GNI/Cap \$2,166 - \$4,515

Half Scorecard Passed   
 Control of Corruption   
 Democratic Rights



For more information regarding the Millennium Challenge Account Selection Process and these indicators, please consult MCC's website [www.mcc.gov/selection](http://www.mcc.gov/selection)

\* Indicates the country has a score this year, but the score is outside the range of scores shown on the chart.

Bhutan

# Bolivia FY25

Population 12,389,000  
 GNI/Cap \$3,600  
 Category GNI/Cap \$2,166 - \$4,515

Half Scorecard Passed ✓

Control of Corruption ✗

Democratic Rights ✓

Bolivia

### Economic Freedom

<b>Fiscal Policy</b> <b>7%</b> Score -9.1 Median -4.1 IMF WEO	<b>Inflation</b> <b>2.6</b> Rank 88% Score Max 15.0 IMF WEO
<b>Regulatory Quality</b> <b>4%</b> Score -0.61 Median 0.00 World Bank/Brookings WGI	<b>Trade Policy</b> <b>22%</b> Score 60.6 Median 66.2 Heritage Foundation
<b>Gender in the Economy</b> <b>96%</b> Score 87.8 Median 73.1 World Bank/WORLD Policy Analysis Center	<b>Land Rights and Access</b> <b>75%</b> Score 0.642 Median 0.479 V-Dem/IFAD
<b>Access to Credit</b> <b>96%</b> Score 0.904 Median 0.499 IMF/Findex	<b>Employment Opportunity</b> <b>81%</b> Score 0.637 Median 0.428 V-Dem/WORLD Policy Analysis Center

### Ruling Justly

<b>Political Rights</b> <b>27</b> Rank 63% Score Min 17 Freedom House	<b>Civil Liberties</b> <b>39</b> Rank 67% Score Min 25 Freedom House	<b>Control of Corruption</b> <b>19%</b> Score -0.44 Median 0.00 World Bank/Brookings WGI
<b>Government Effectiveness</b> <b>37%</b> Score -0.35 Median 0.00 World Bank/Brookings WGI	<b>Rule of Law</b> <b>4%</b> Score -1.00 Median 0.00 World Bank/Brookings WGI	<b>Freedom of Information</b> <b>64%</b> Score 52.9 Median 42.2 RSF/Access Now/CLD

### Investing in People

<b>Health Expenditures</b> <b>93%</b> Score 5.88 Median 2.28 WHO	<b>Education Expenditures</b> <b>85%</b> Score 7.58 Median 4.12 UNESCO	<b>Natural Resource Protection</b> <b>93%</b> Score 58.6 Median 36.5 Yale/CIESIN
<b>Immunization Rates</b> <b>7%</b> Score 67.5 Median 85.0 WHO/UNICEF	<b>Girls' Lower Sec Edu Completion Rate</b> <b>80%</b> Score 95.5 Median 85.4 UNESCO	<b>Child Health</b> <b>44%</b> Score 85.6 Median 89.6 CIESIN/YCELP

For more information regarding the Millennium Challenge Account Selection Process and these indicators, please consult MCC's website [www.mcc.gov/selection](http://www.mcc.gov/selection)

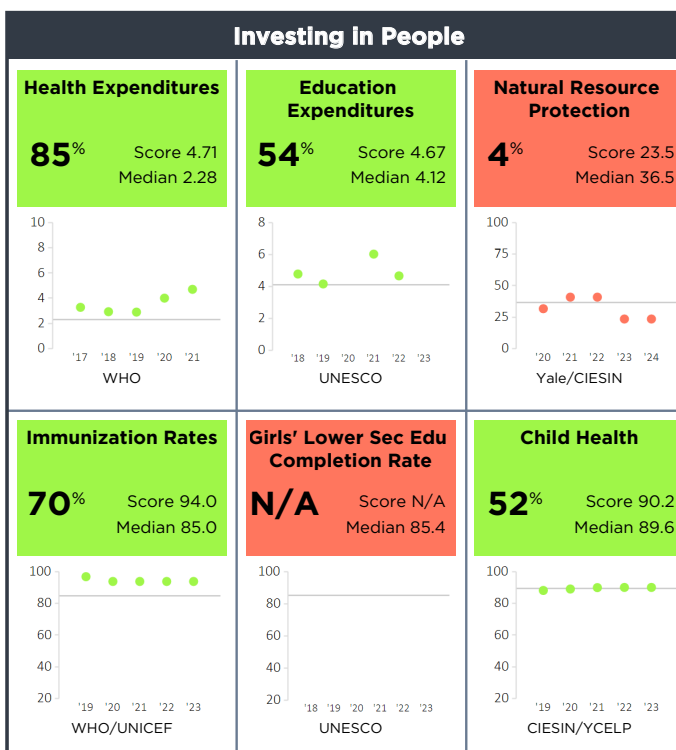
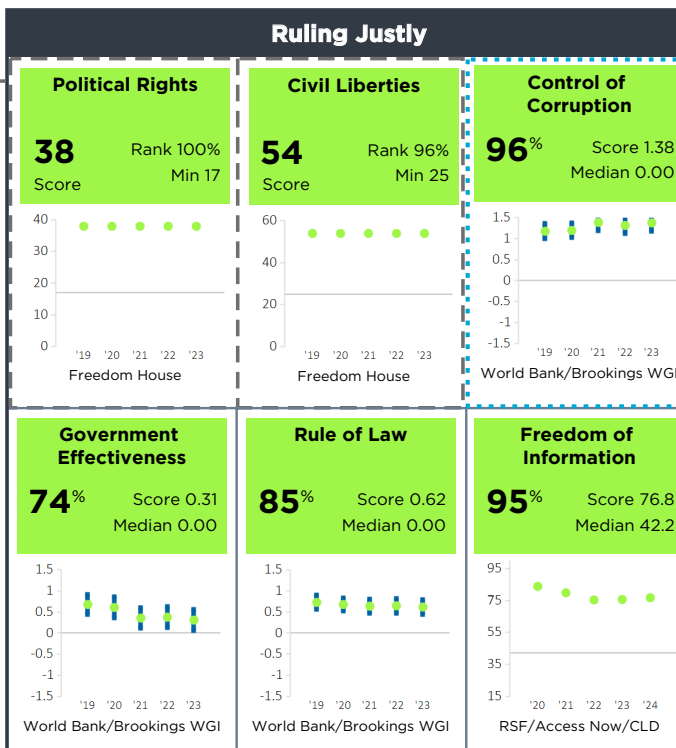
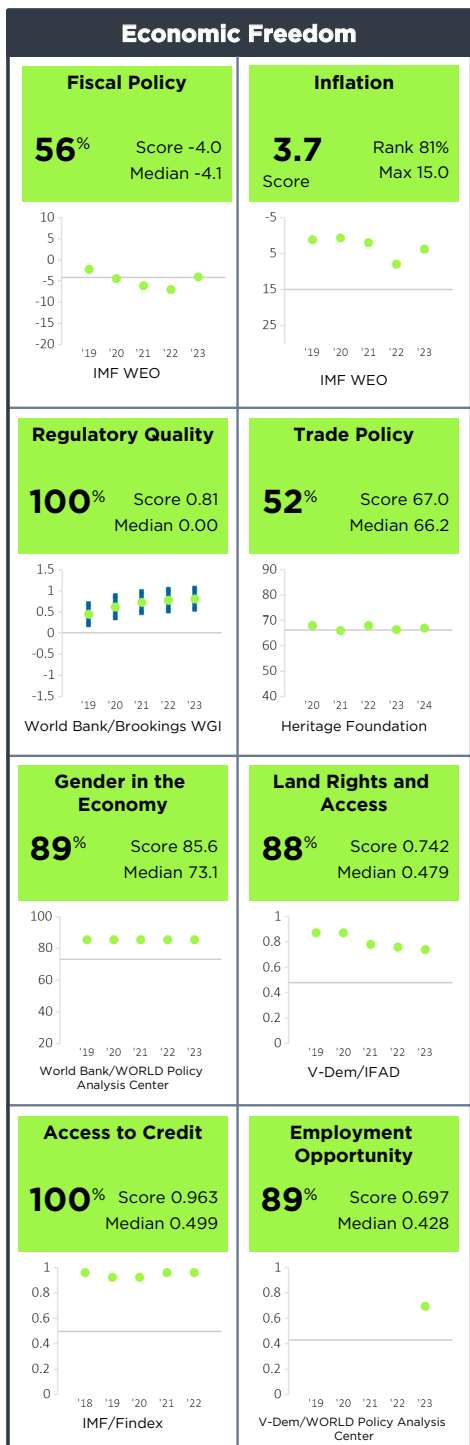
\* Indicates the country has a score this year, but the score is outside the range of scores shown on the chart.

# Cabo Verde FY25

Population 599,000  
 GNI/Cap \$4,280  
 Category GNI/Cap \$2,166 - \$4,515

Half Scorecard Passed   
 Control of Corruption   
 Democratic Rights

Cabo Verde



For more information regarding the Millennium Challenge Account Selection Process and these indicators, please consult MCC's website [www.mcc.gov/selection](http://www.mcc.gov/selection)

# Congo, Rep. FY25

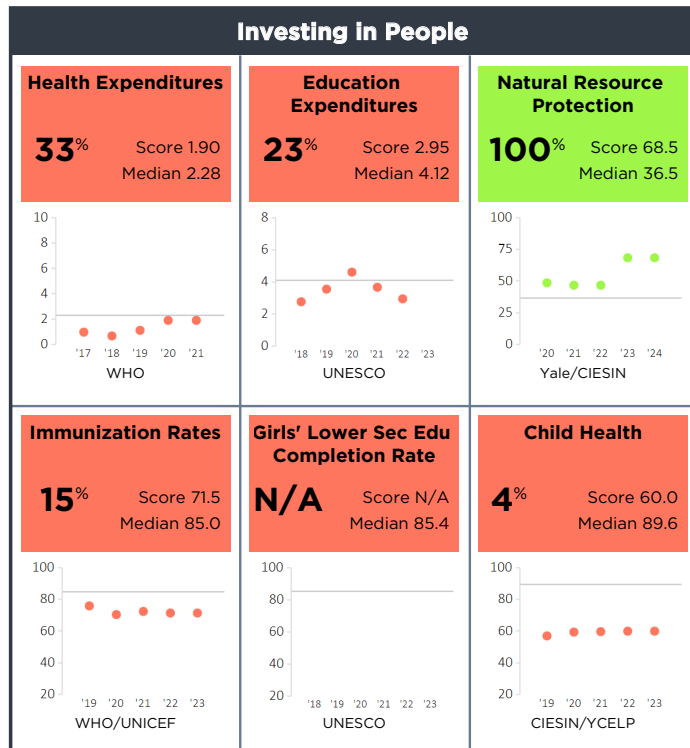
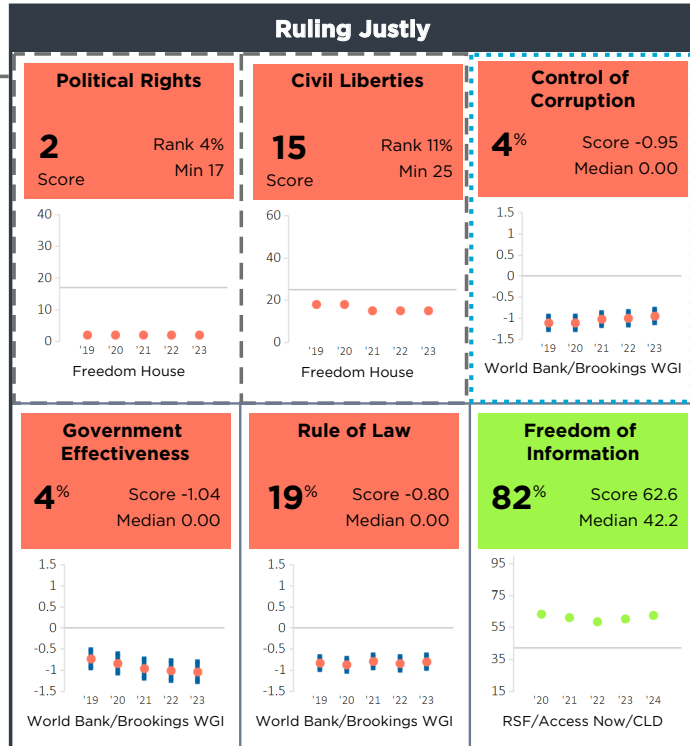
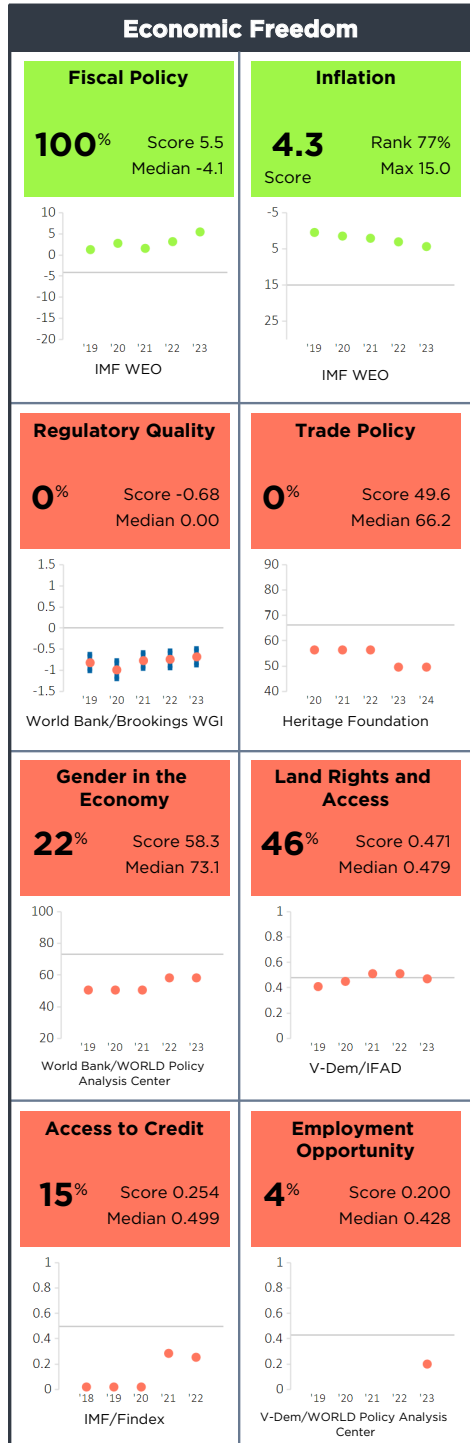
Population 6,107,000  
 GNI/Cap \$2,470  
 Category GNI/Cap \$2,166 - \$4,515

Half Scorecard Passed **X**

Control of Corruption **X**

Democratic Rights **X**

Congo, Rep.



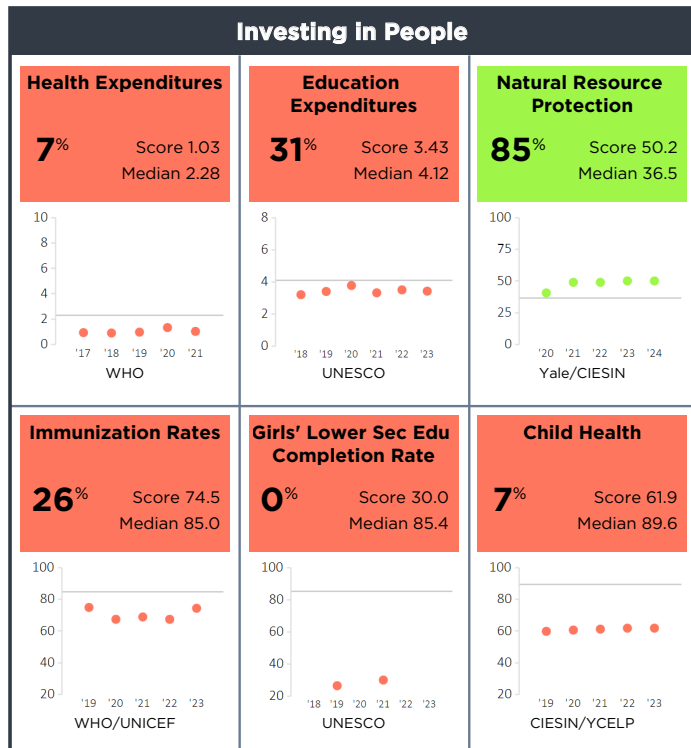
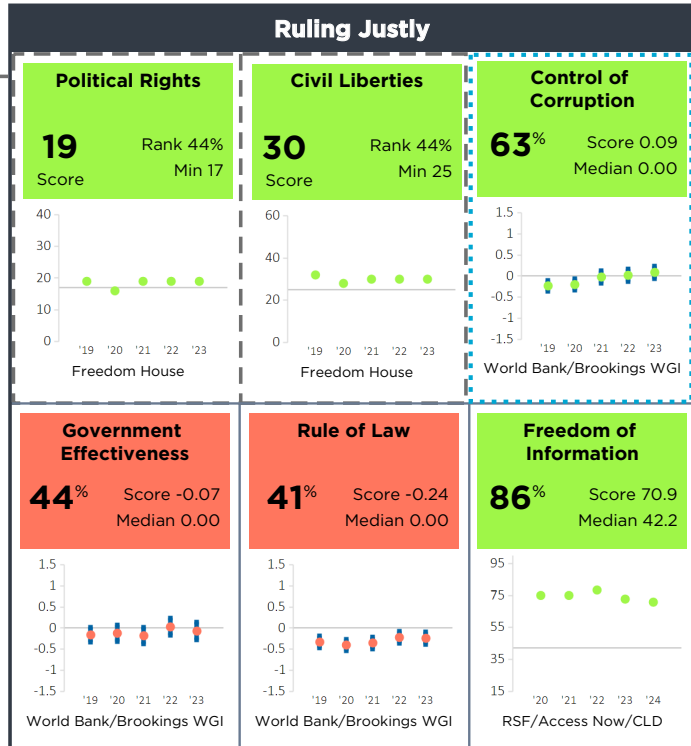
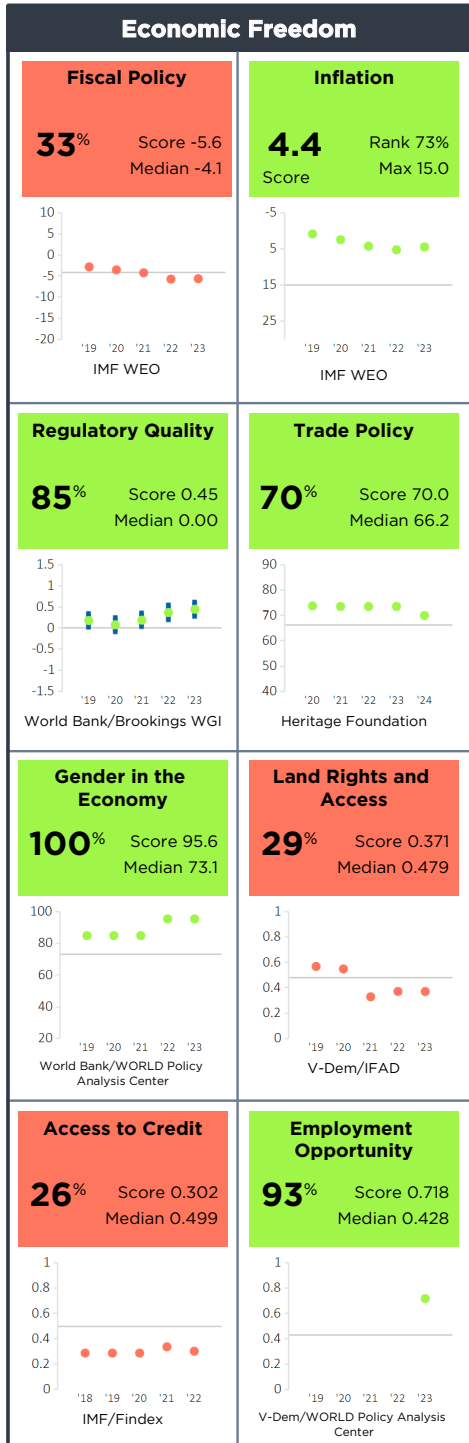
For more information regarding the Millennium Challenge Account Selection Process and these indicators, please consult MCC's website [www.mcc.gov/selection](http://www.mcc.gov/selection)



# Côte d'Ivoire FY25

Population 28,873,000  
 GNI/Cap \$2,670  
 Category GNI/Cap \$2,166 - \$4,515

Half Scorecard Passed   
 Control of Corruption   
 Democratic Rights



For more information regarding the Millennium Challenge Account Selection Process and these indicators, please consult MCC's website [www.mcc.gov/selection](http://www.mcc.gov/selection)

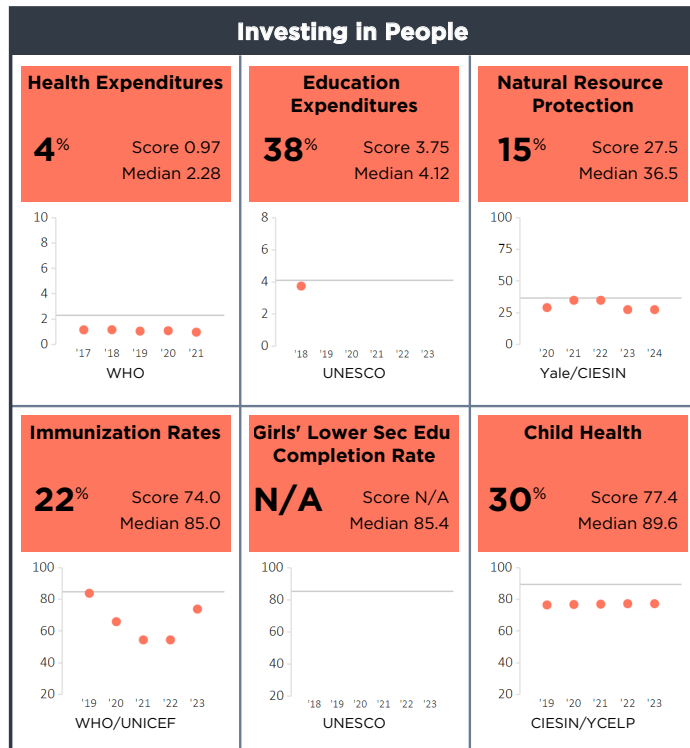
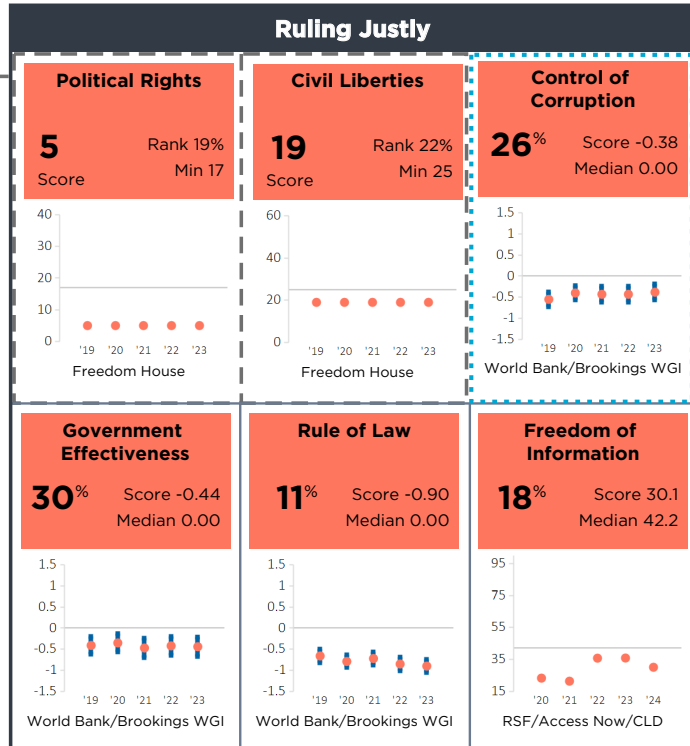
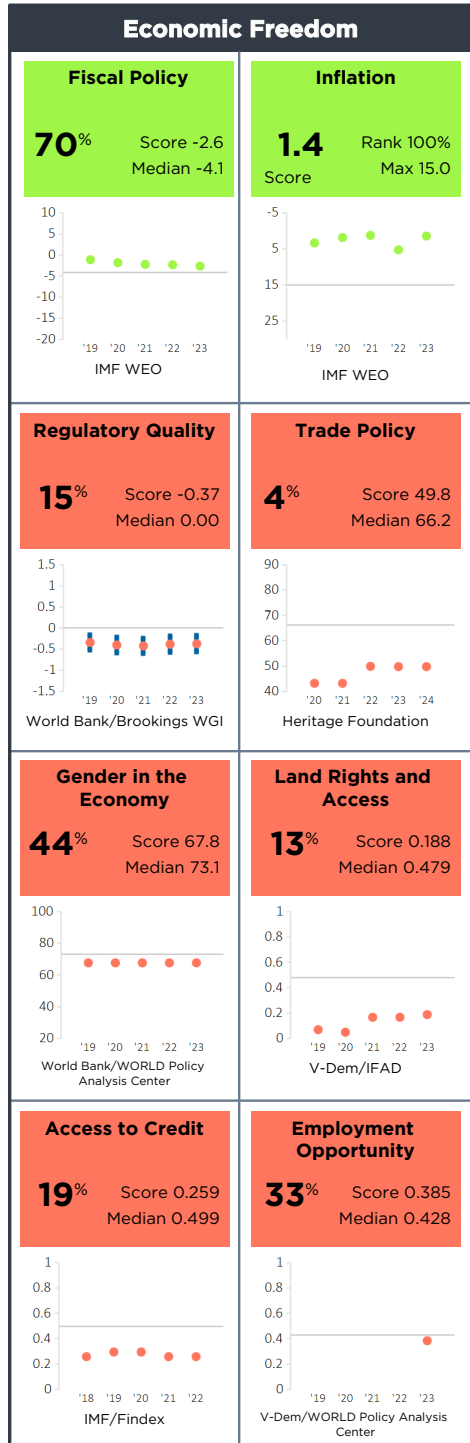
Côte d'Ivoire

# Djibouti FY25

Population 1,136,000  
 GNI/Cap \$3,450  
 Category GNI/Cap \$2,166 - \$4,515

Half Scorecard Passed **X**  
 Control of Corruption **X**  
 Democratic Rights **X**

Djibouti

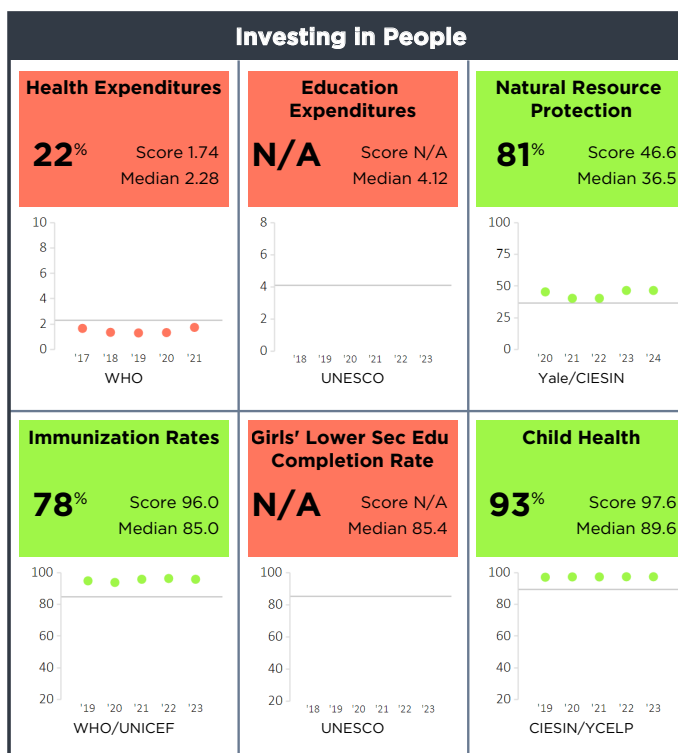
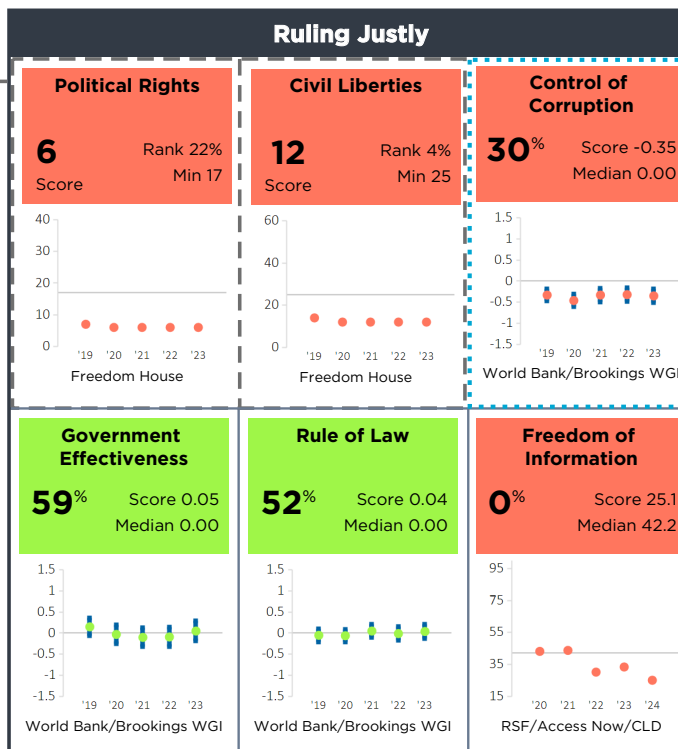
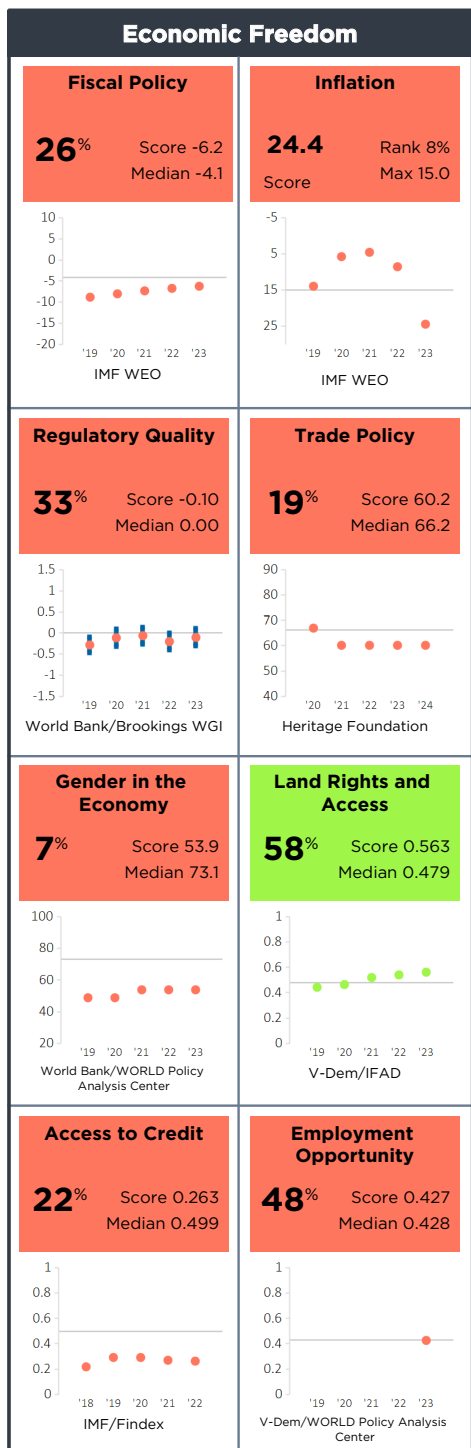


For more information regarding the Millennium Challenge Account Selection Process and these indicators, please consult MCC's website [www.mcc.gov/selection](http://www.mcc.gov/selection)

# Egypt, Arab Rep. FY25

Population 112,717,000  
 GNI/Cap \$3,900  
 Category GNI/Cap \$2,166 - \$4,515

Half Scorecard Passed **X**  
 Control of Corruption **X**  
 Democratic Rights **X**



For more information regarding the Millennium Challenge Account Selection Process and these indicators, please consult MCC's website [www.mcc.gov/selection](http://www.mcc.gov/selection)

Egypt, Arab Rep.

# Eswatini FY25

Population 1,211,000  
 GNI/Cap \$3,860  
 Category GNI/Cap \$2,166 - \$4,515

Half Scorecard Passed **X**

Control of Corruption **X**

Democratic Rights **X**

Eswatini

### Economic Freedom

<b>Fiscal Policy</b> <b>52%</b> Score -4.1 Median -4.1 <p>IMF/WEO</p>	<b>Inflation</b> <b>4.9</b> Rank 65% Score Max 15.0 <p>IMF/WEO</p>
<b>Regulatory Quality</b> <b>30%</b> Score -0.15 Median 0.00 <p>World Bank/Brookings WGI</p>	<b>Trade Policy</b> <b>74%</b> Score 73.6 Median 66.2 <p>Heritage Foundation</p>
<b>Gender in the Economy</b> <b>0%</b> Score 47.8 Median 73.1 <p>World Bank/WORLD Policy Analysis Center</p>	<b>Land Rights and Access</b> <b>0%</b> Score 0.075 Median 0.479 <p>V-Dem/IFAD</p>
<b>Access to Credit</b> <b>67%</b> Score 0.642 Median 0.499 <p>IMF/Findex</p>	<b>Employment Opportunity</b> <b>52%</b> Score 0.428 Median 0.428 <p>V-Dem/WORLD Policy Analysis Center</p>

### Ruling Justly

<b>Political Rights</b> <b>1</b> Rank 0% Score Min 17 <p>Freedom House</p>	<b>Civil Liberties</b> <b>16</b> Rank 19% Score Min 25 <p>Freedom House</p>	<b>Control of Corruption</b> <b>33%</b> Score -0.34 Median 0.00 <p>World Bank/Brookings WGI</p>
<b>Government Effectiveness</b> <b>15%</b> Score -0.59 Median 0.00 <p>World Bank/Brookings WGI</p>	<b>Rule of Law</b> <b>30%</b> Score -0.37 Median 0.00 <p>World Bank/Brookings WGI</p>	<b>Freedom of Information</b> <b>77%</b> Score 58.3 Median 42.2 <p>RSF/Access Now/CLD</p>

### Investing in People

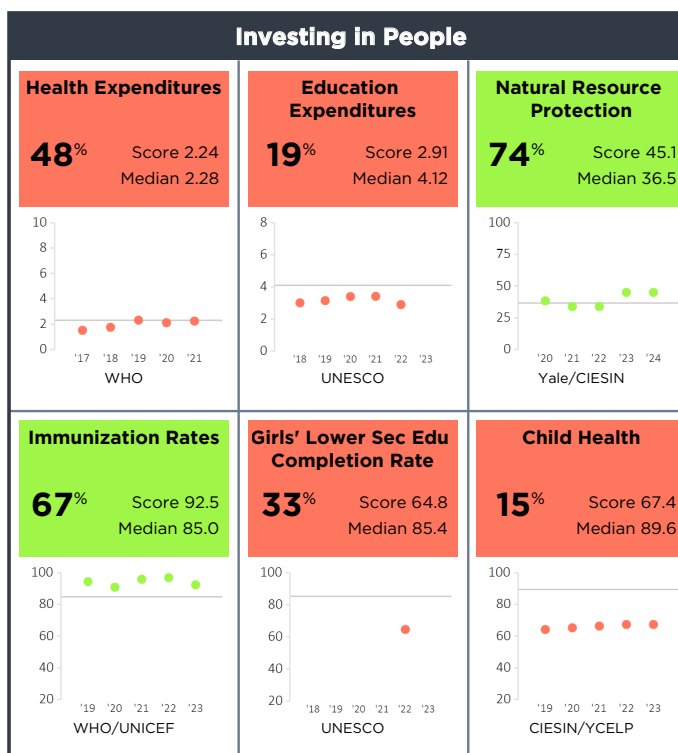
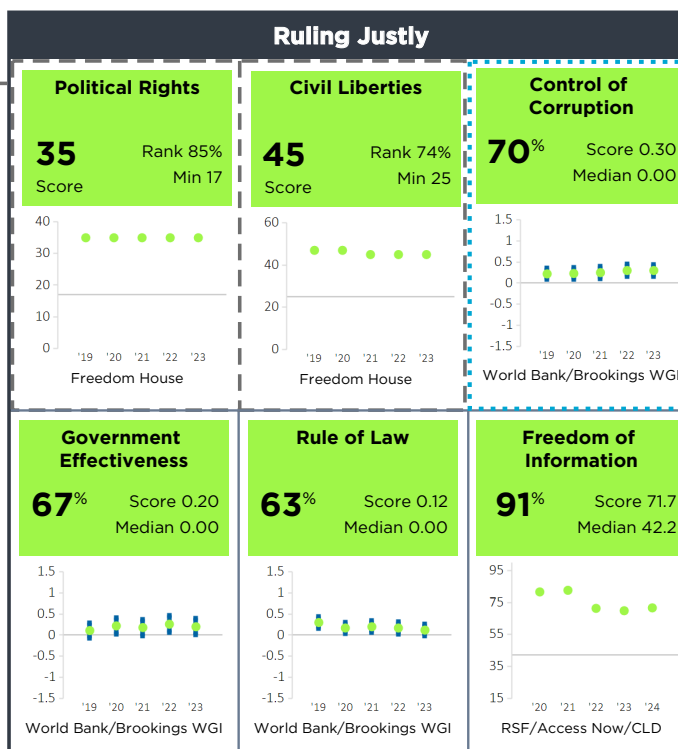
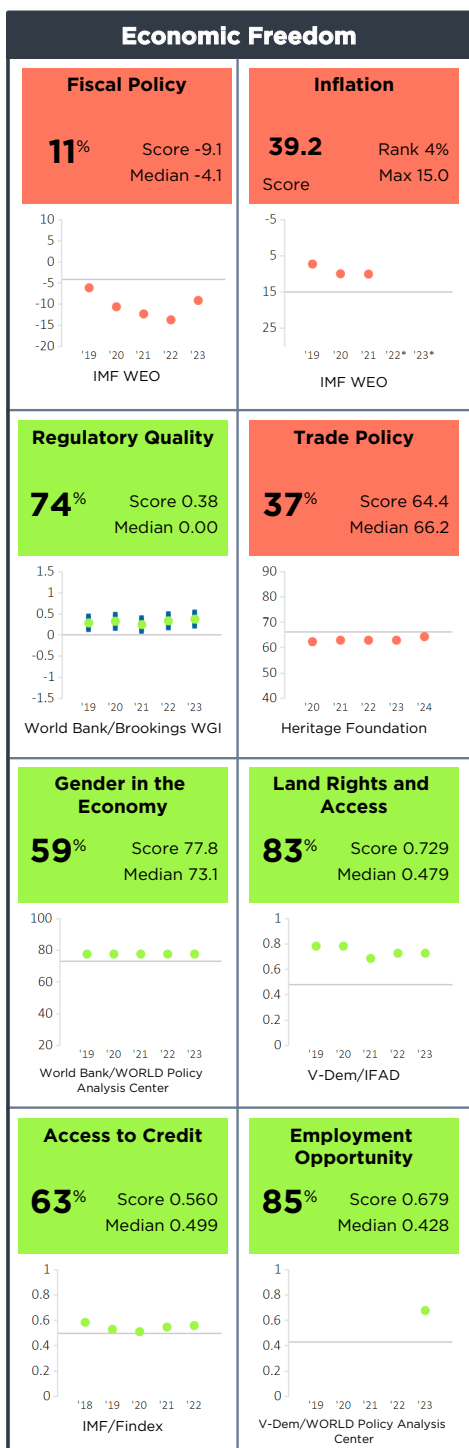
<b>Health Expenditures</b> <b>78%</b> Score 3.73 Median 2.28 <p>WHO</p>	<b>Education Expenditures</b> <b>77%</b> Score 6.31 Median 4.12 <p>UNESCO</p>	<b>Natural Resource Protection</b> <b>41%</b> Score 34.0 Median 36.5 <p>Yale/CIESIN</p>
<b>Immunization Rates</b> <b>50%</b> Score 85.0 Median 85.0 <p>WHO/UNICEF</p>	<b>Girls' Lower Sec Edu Completion Rate</b> <b>20%</b> Score 61.5 Median 85.4 <p>UNESCO</p>	<b>Child Health</b> <b>26%</b> Score 74.5 Median 89.6 <p>CIESIN/YCELP</p>

For more information regarding the Millennium Challenge Account Selection Process and these indicators, please consult MCC's website [www.mcc.gov/selection](http://www.mcc.gov/selection)

# Ghana FY25

Population 34,122,000  
 GNI/Cap \$2,340  
 Category GNI/Cap \$2,166 - \$4,515

Half Scorecard Passed   
 Control of Corruption   
 Democratic Rights



For more information regarding the Millennium Challenge Account Selection Process and these indicators, please consult MCC's website [www.mcc.gov/selection](http://www.mcc.gov/selection)

\* Indicates the country has a score this year, but the score is outside the range of scores shown on the chart.



# Honduras FY25

Population 10,594,000  
 GNI/Cap \$2,900  
 Category GNI/Cap \$2,166 - \$4,515

Half Scorecard Passed ✓  
 Control of Corruption ✗  
 Democratic Rights ✓

Honduras

### Economic Freedom

<b>Fiscal Policy</b> <b>85%</b> Score -0.8 Median -4.1 <p>IMF/WEO</p>	<b>Inflation</b> <b>6.7</b> Rank 42% Score Max 15.0 <p>IMF/WEO</p>
<b>Regulatory Quality</b> <b>52%</b> Score 0.01 Median 0.00 <p>World Bank/Brookings WGI</p>	<b>Trade Policy</b> <b>67%</b> Score 69.4 Median 66.2 <p>Heritage Foundation</p>
<b>Gender in the Economy</b> <b>59%</b> Score 77.8 Median 73.1 <p>World Bank/WORLD Policy Analysis Center</p>	<b>Land Rights and Access</b> <b>100%</b> Score 0.958 Median 0.479 <p>V-Dem/IFAD</p>
<b>Access to Credit</b> <b>37%</b> Score 0.414 Median 0.499 <p>IMF/Findex</p>	<b>Employment Opportunity</b> <b>100%</b> Score 0.777 Median 0.428 <p>V-Dem/WORLD Policy Analysis Center</p>

### Ruling Justly

<b>Political Rights</b> <b>22</b> Rank 48% Score Min 17 <p>Freedom House</p>	<b>Civil Liberties</b> <b>26</b> Rank 37% Score Min 25 <p>Freedom House</p>	<b>Control of Corruption</b> <b>15%</b> Score -0.71 Median 0.00 <p>World Bank/Brookings WGI</p>
<b>Government Effectiveness</b> <b>22%</b> Score -0.50 Median 0.00 <p>World Bank/Brookings WGI</p>	<b>Rule of Law</b> <b>15%</b> Score -0.87 Median 0.00 <p>World Bank/Brookings WGI</p>	<b>Freedom of Information</b> <b>50%</b> Score 42.2 Median 42.2 <p>RSF/Access Now/CLD</p>

### Investing in People

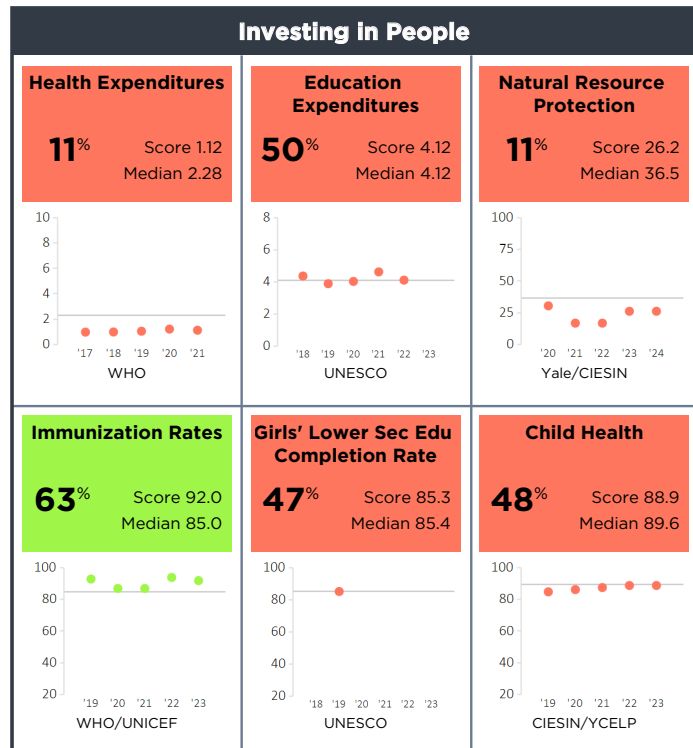
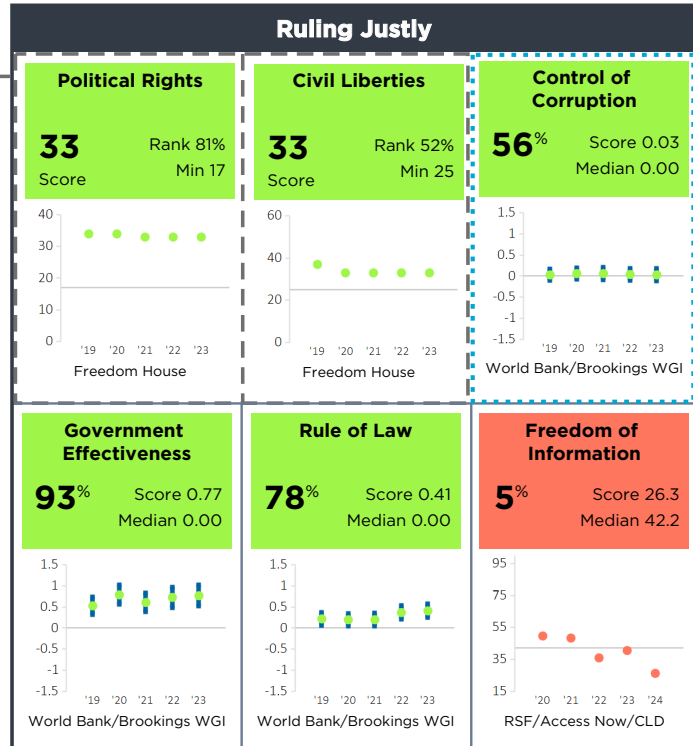
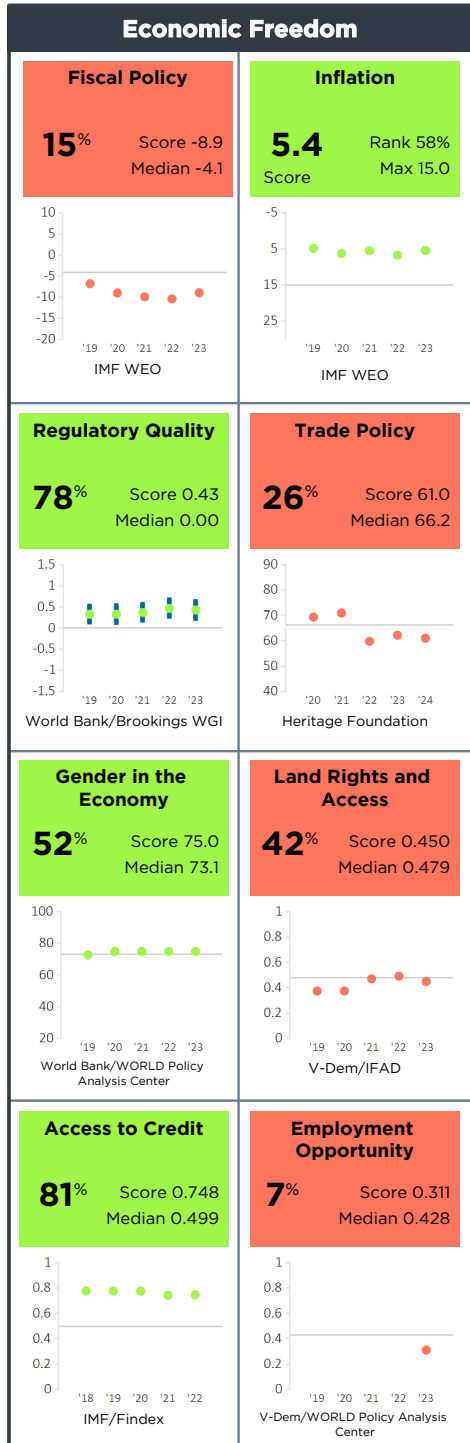
<b>Health Expenditures</b> <b>74%</b> Score 3.44 Median 2.28 <p>WHO</p>	<b>Education Expenditures</b> <b>46%</b> Score 4.05 Median 4.12 <p>UNESCO</p>	<b>Natural Resource Protection</b> <b>70%</b> Score 44.8 Median 36.5 <p>Yale/CIESIN</p>
<b>Immunization Rates</b> <b>30%</b> Score 75.0 Median 85.0 <p>WHO/UNICEF</p>	<b>Girls' Lower Sec Edu Completion Rate</b> <b>27%</b> Score 62.6 Median 85.4 <p>UNESCO</p>	<b>Child Health</b> <b>70%</b> Score 92.4 Median 89.6 <p>CIESIN/YCELP</p>

For more information regarding the Millennium Challenge Account Selection Process and these indicators, please consult MCC's website [www.mcc.gov/selection](http://www.mcc.gov/selection)

# India FY25

Population 1,428,628,000  
 GNI/Cap \$2,540  
 Category GNI/Cap \$2,166 - \$4,515

Half Scorecard Passed   
 Control of Corruption   
 Democratic Rights



For more information regarding the Millennium Challenge Account Selection Process and these indicators, please consult MCC's website [www.mcc.gov/selection](http://www.mcc.gov/selection)

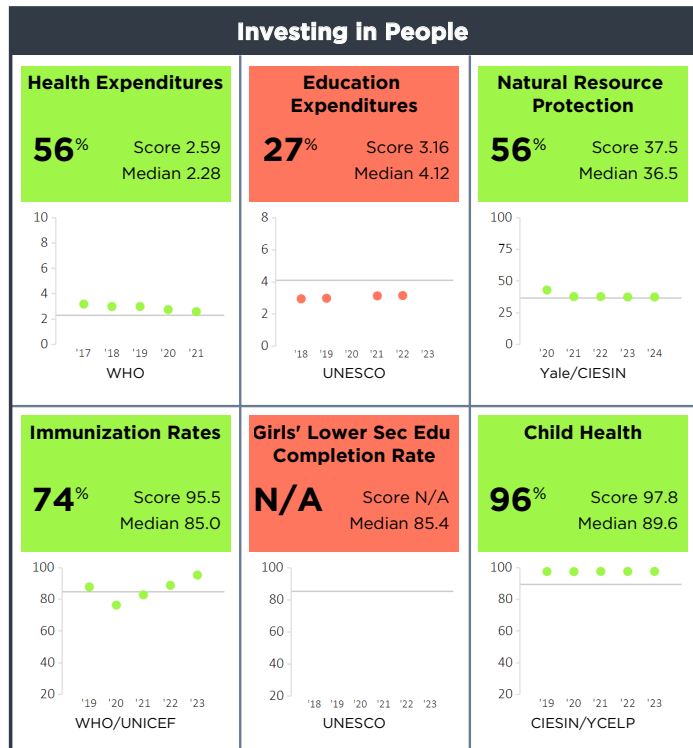
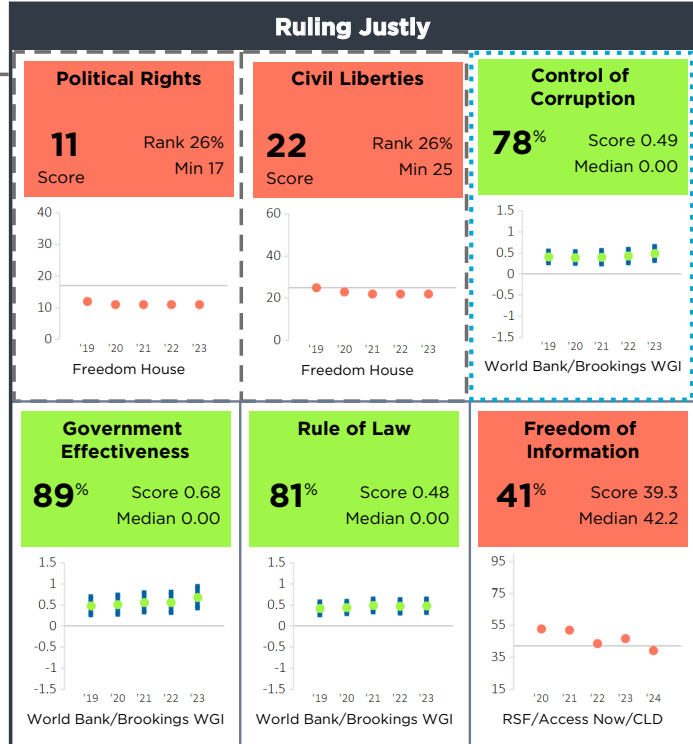
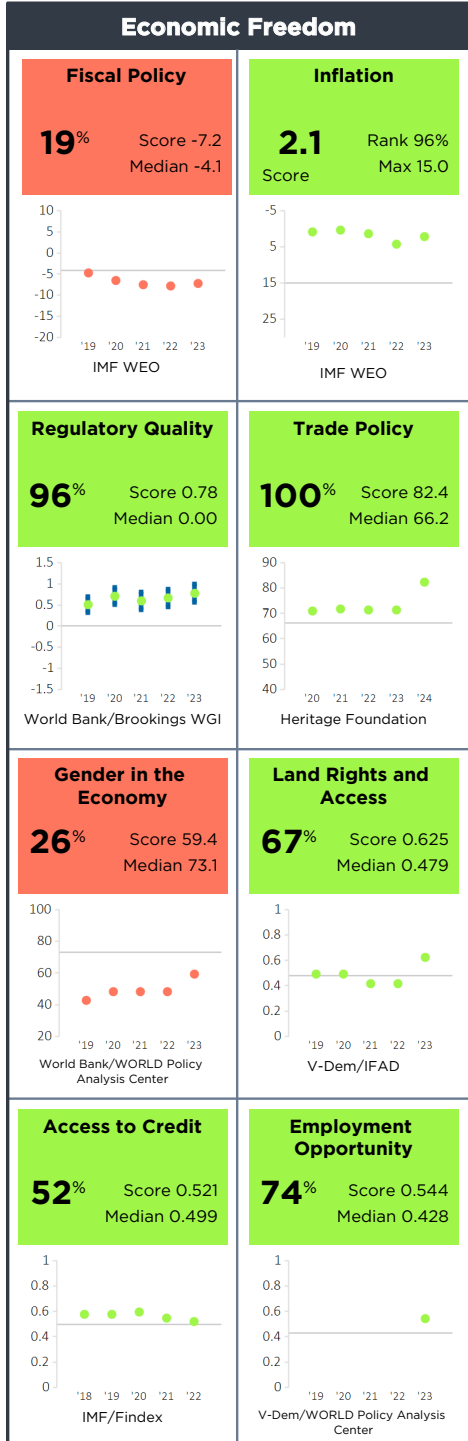
India

# Jordan FY25

Population 11,337,000  
 GNI/Cap \$4,460  
 Category GNI/Cap \$2,166 - \$4,515

Half Scorecard Passed   
 Control of Corruption   
 Democratic Rights

Jordan



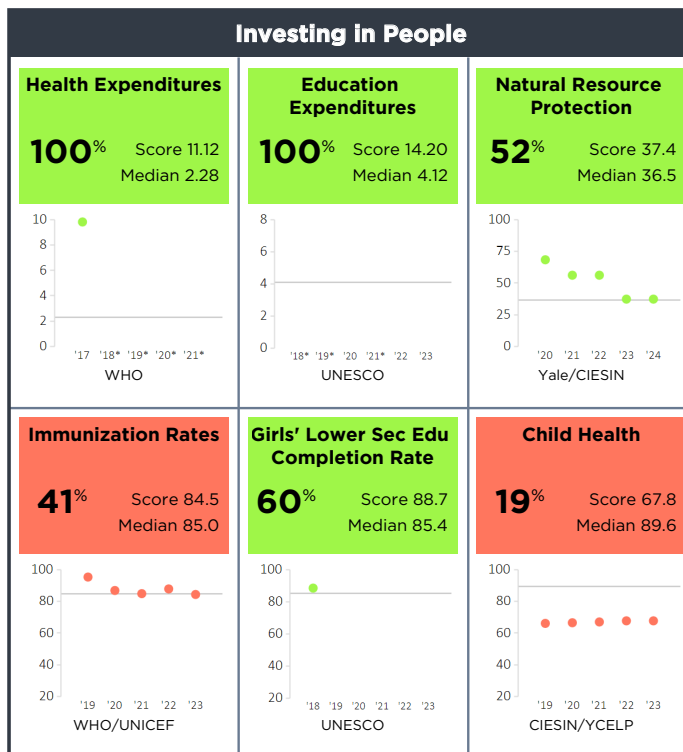
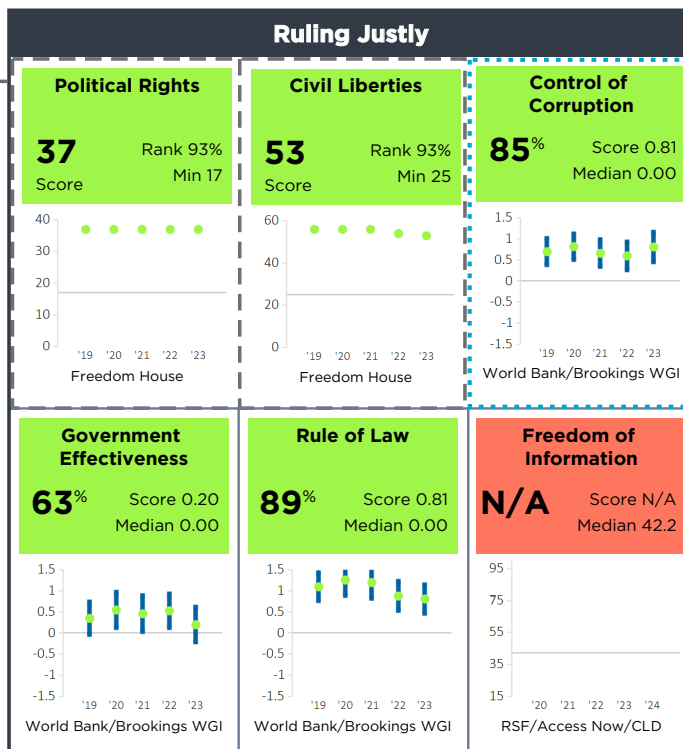
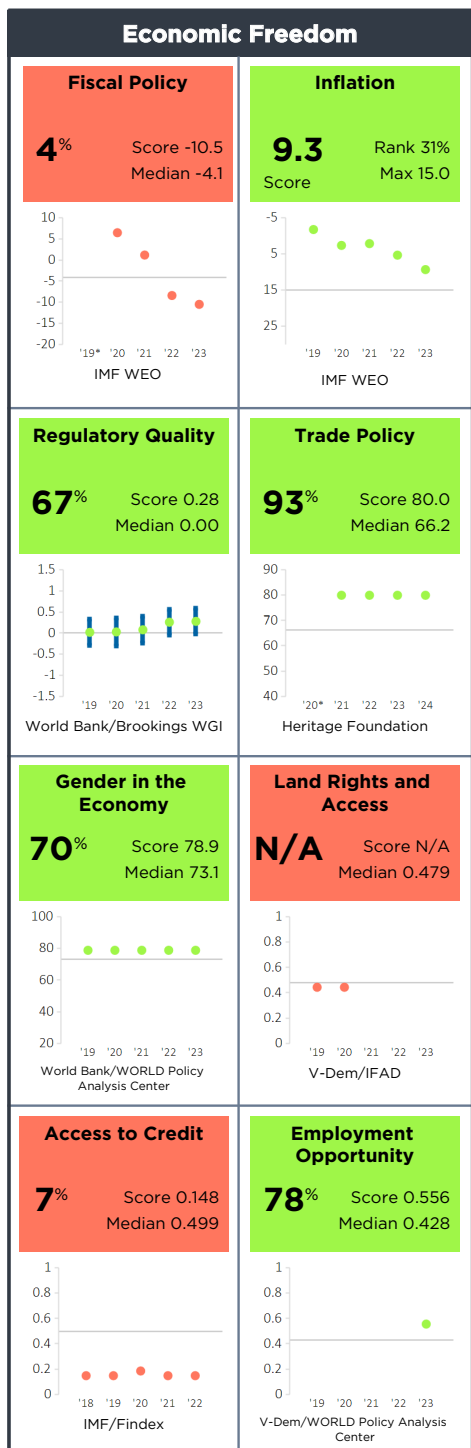
For more information regarding the Millennium Challenge Account Selection Process and these indicators, please consult MCC's website [www.mcc.gov/selection](http://www.mcc.gov/selection)



# Kiribati FY25

Population 134,000  
 GNI/Cap \$3,730  
 Category GNI/Cap \$2,166 - \$4,515

Half Scorecard Passed   
 Control of Corruption   
 Democratic Rights



For more information regarding the Millennium Challenge Account Selection Process and these indicators, please consult MCC's website [www.mcc.gov/selection](http://www.mcc.gov/selection)

\* Indicates the country has a score this year, but the score is outside the range of scores shown on the chart.

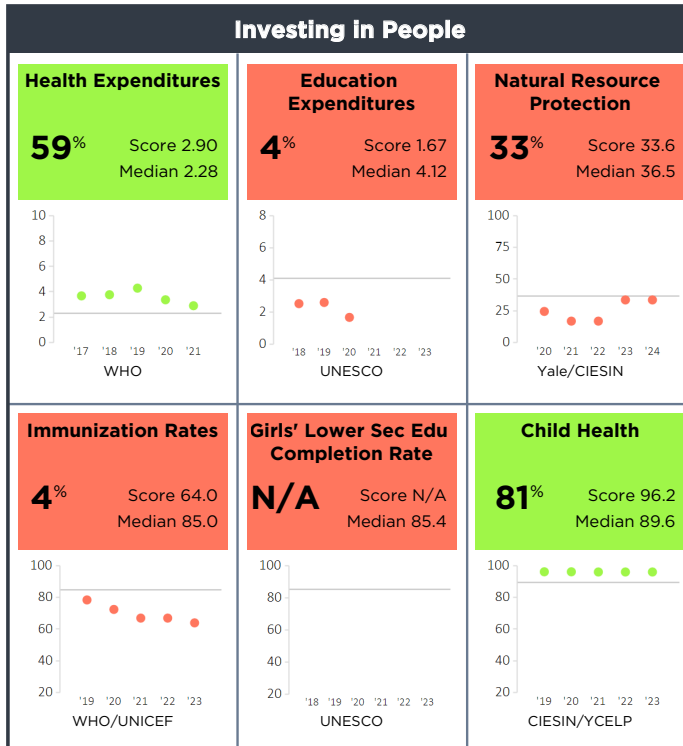
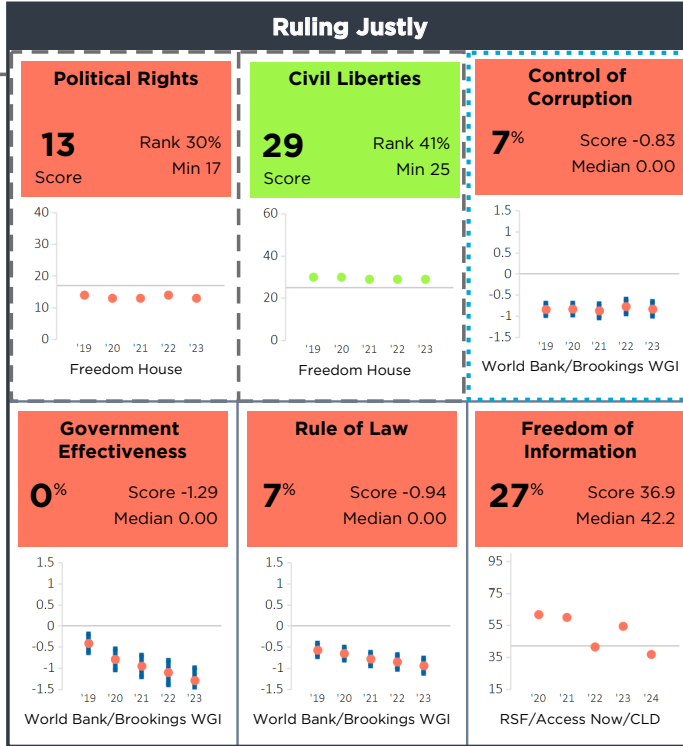
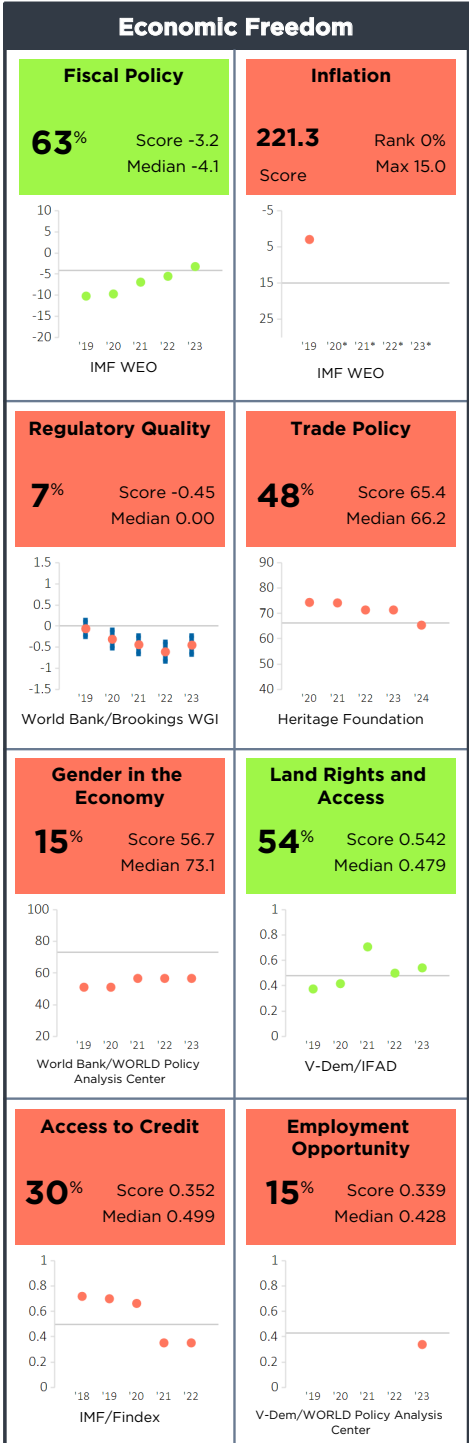
Kiribati

# Lebanon FY25

Population 5,354,000  
 GNI/Cap \$3,740  
 Category GNI/Cap \$2,166 - \$4,515

Half Scorecard Passed **X**  
 Control of Corruption **X**  
 Democratic Rights **✓**

Lebanon



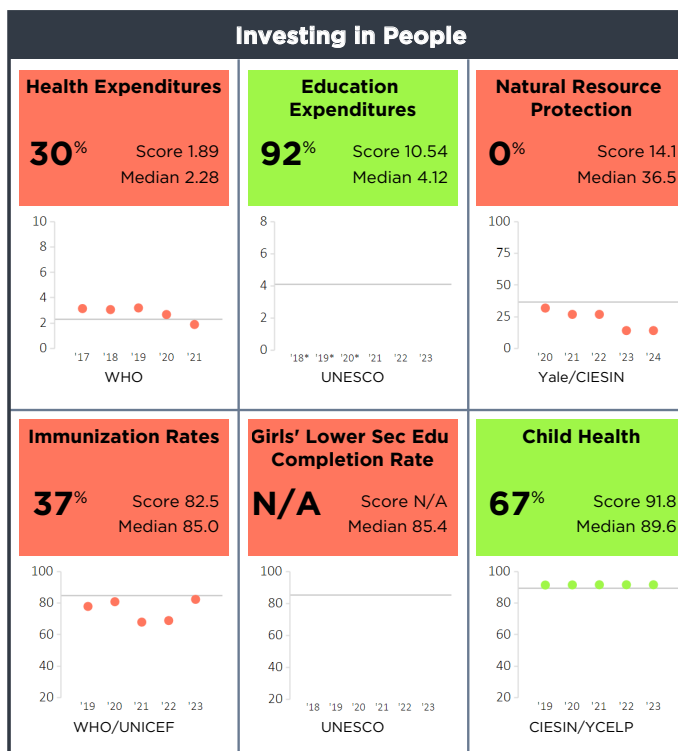
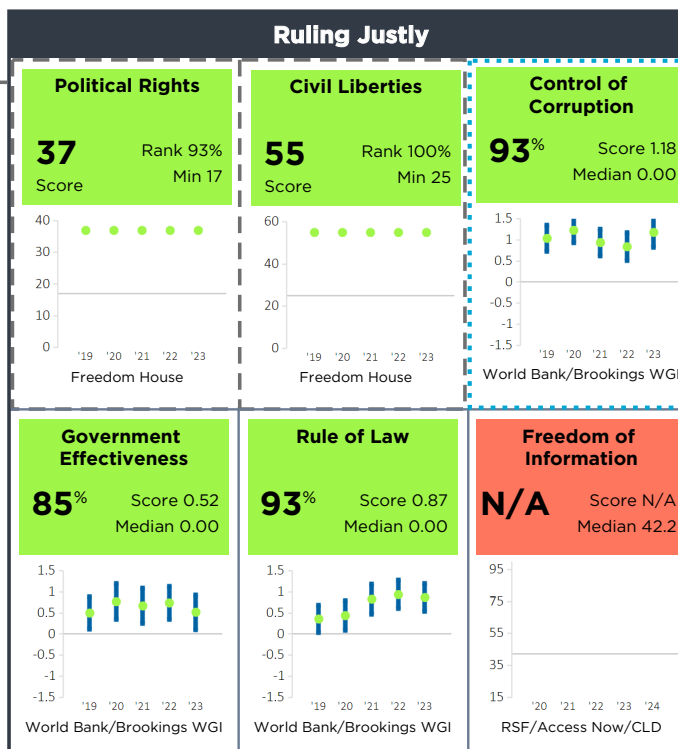
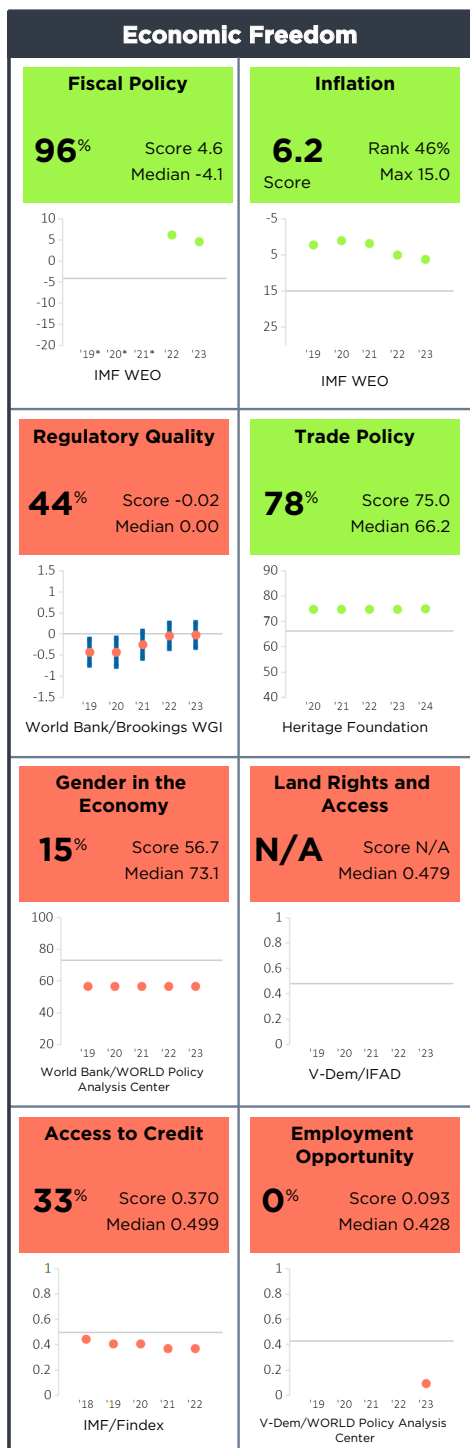
For more information regarding the Millennium Challenge Account Selection Process and these indicators, please consult MCC's website [www.mcc.gov/selection](http://www.mcc.gov/selection)

\* Indicates the country has a score this year, but the score is outside the range of scores shown on the chart.

# Micronesia, Fed. Sts. FY25

Population 115,000  
 GNI/Cap \$4,150  
 Category GNI/Cap \$2,166 - \$4,515

Half Scorecard Passed   
 Control of Corruption   
 Democratic Rights



For more information regarding the Millennium Challenge Account Selection Process and these indicators, please consult MCC's website [www.mcc.gov/selection](http://www.mcc.gov/selection)

\* Indicates the country has a score this year, but the score is outside the range of scores shown on the chart.

Micronesia, Fed. Sts.

# Morocco FY25

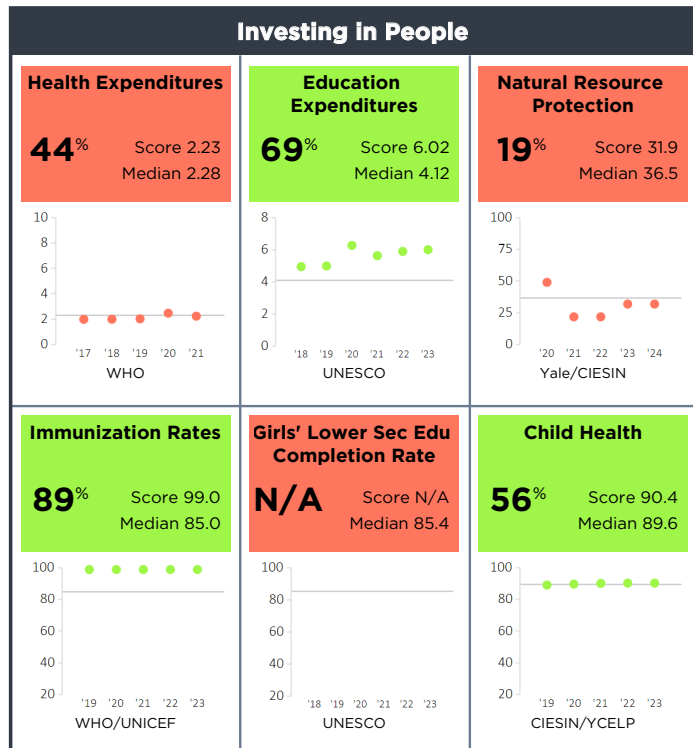
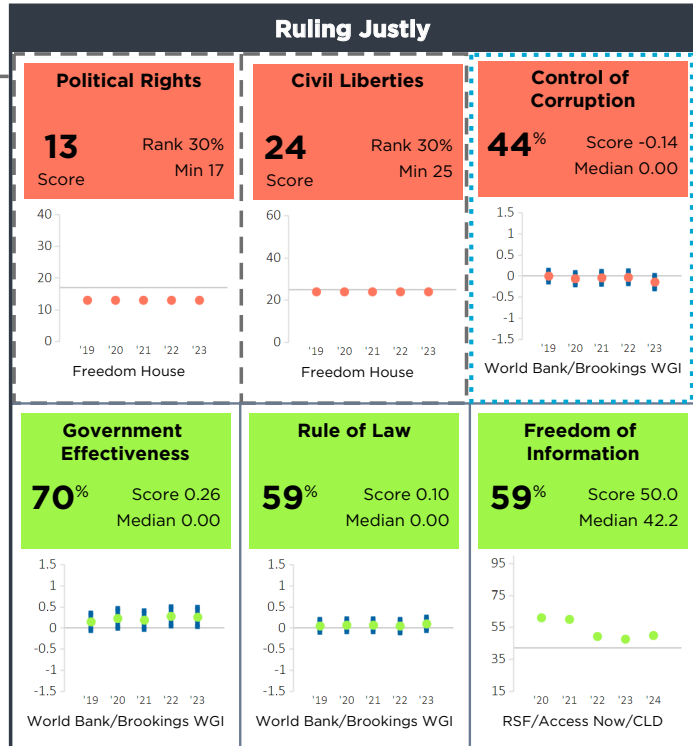
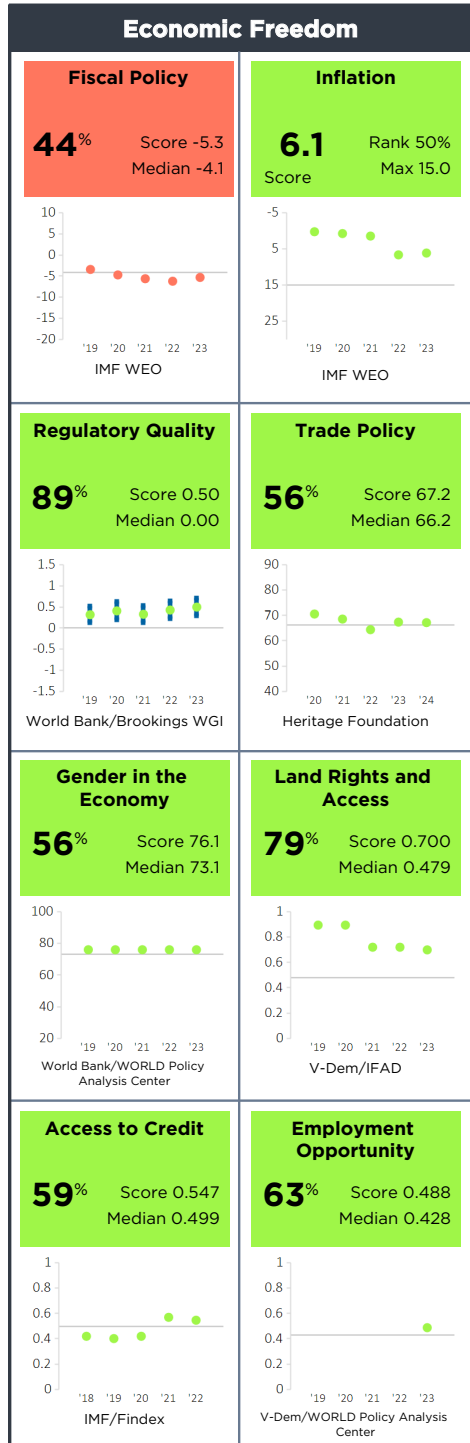
Population 37,840,000  
 GNI/Cap \$3,700  
 Category GNI/Cap \$2,166 - \$4,515

Half Scorecard Passed ✓

Control of Corruption X

Democratic Rights X

Morocco



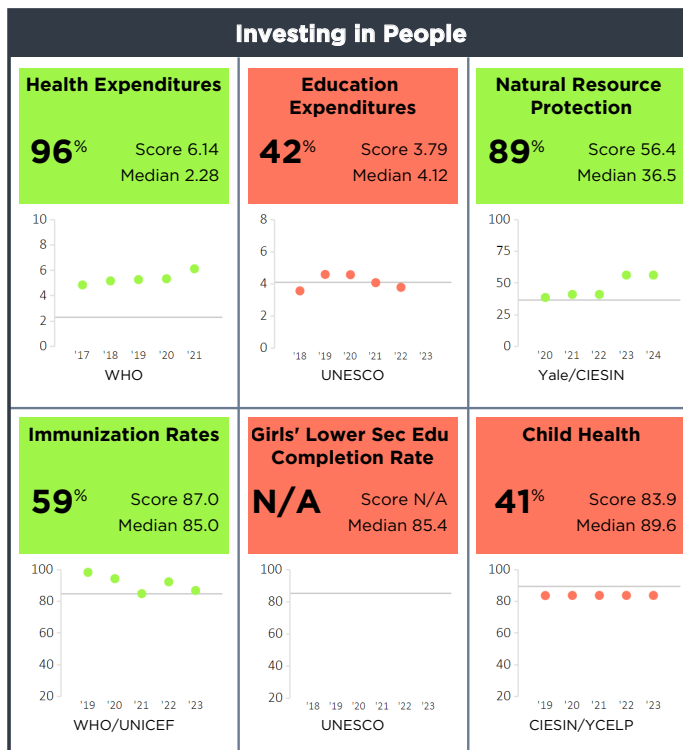
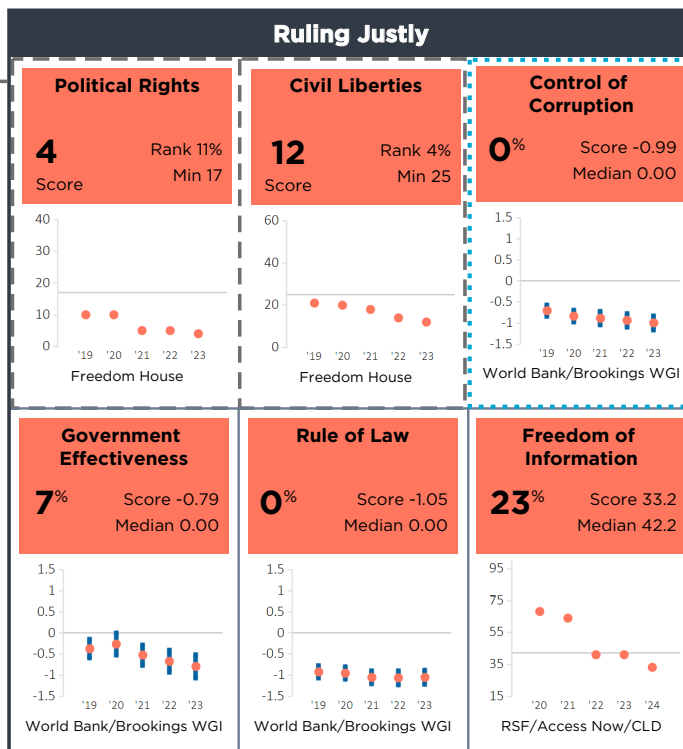
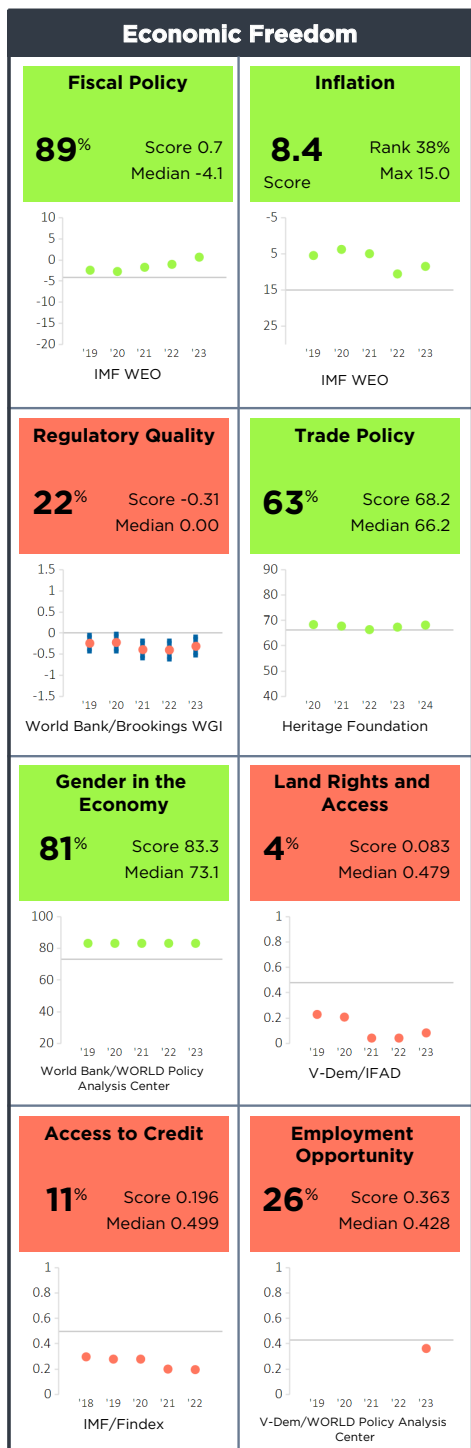
For more information regarding the Millennium Challenge Account Selection Process and these indicators, please consult MCC's website [www.mcc.gov/selection](http://www.mcc.gov/selection)

# Nicaragua FY25

Population 7,046,000  
 GNI/Cap \$2,270  
 Category GNI/Cap \$2,166 - \$4,515

Half Scorecard Passed **X**  
 Control of Corruption **X**  
 Democratic Rights **X**

Nicaragua



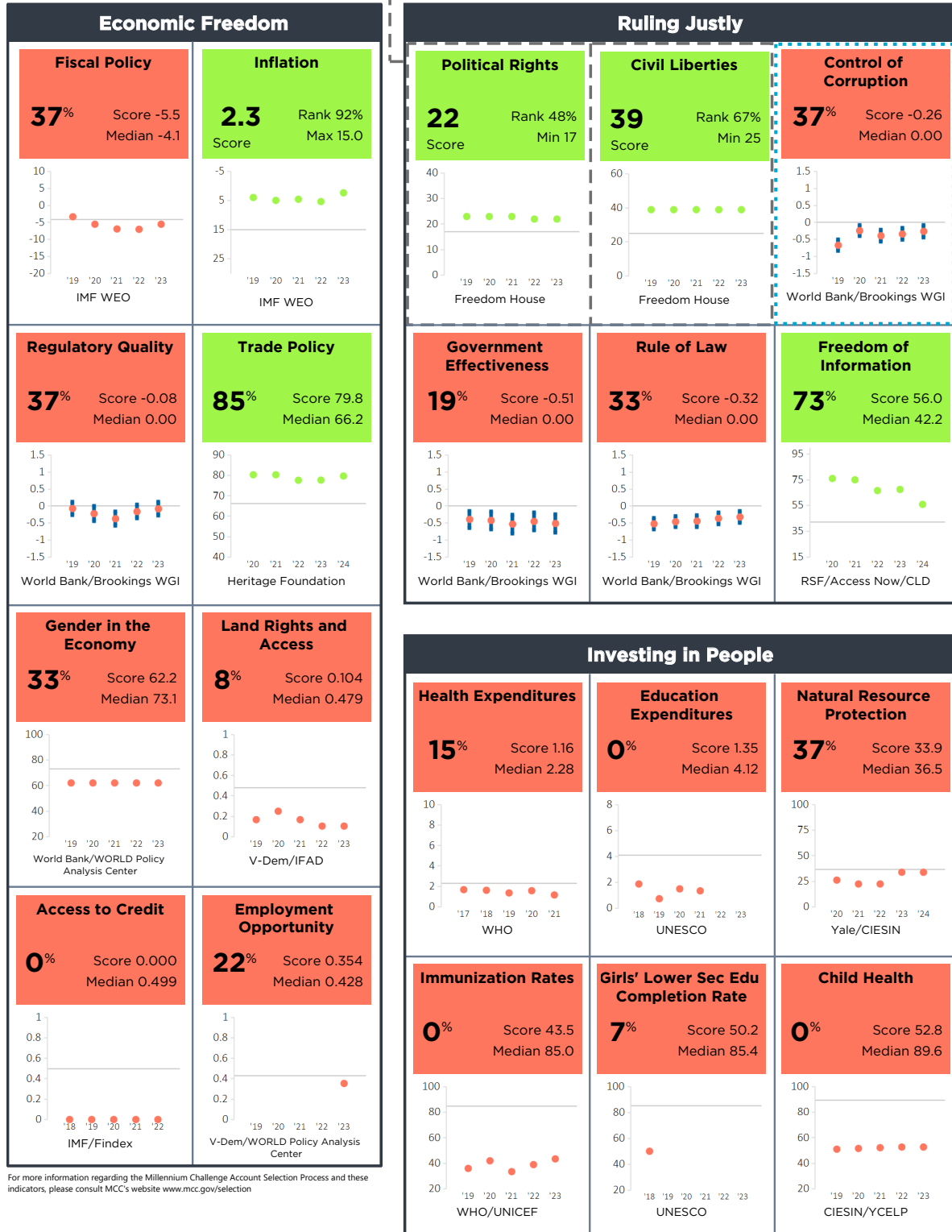
For more information regarding the Millennium Challenge Account Selection Process and these indicators, please consult MCC's website [www.mcc.gov/selection](http://www.mcc.gov/selection)

# Papua New Guinea FY25

Population 10,330,000  
 GNI/Cap \$2,840  
 Category GNI/Cap \$2,166 - \$4,515

Half Scorecard Passed **X**  
 Control of Corruption **X**  
 Democratic Rights **✓**

Papua New Guinea

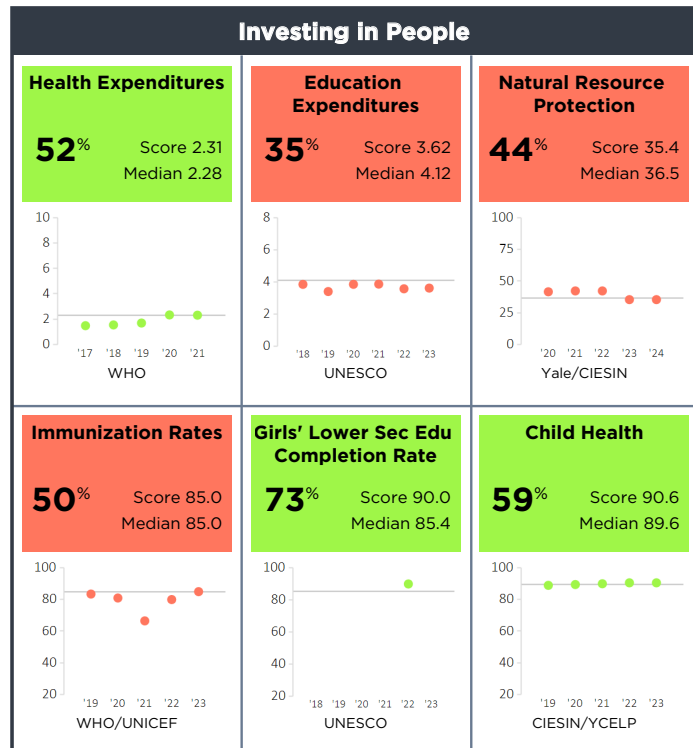
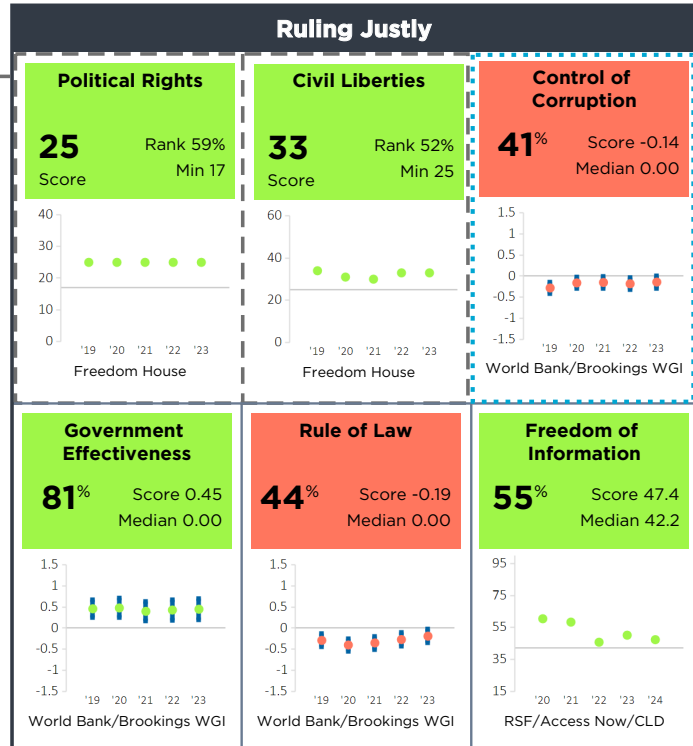
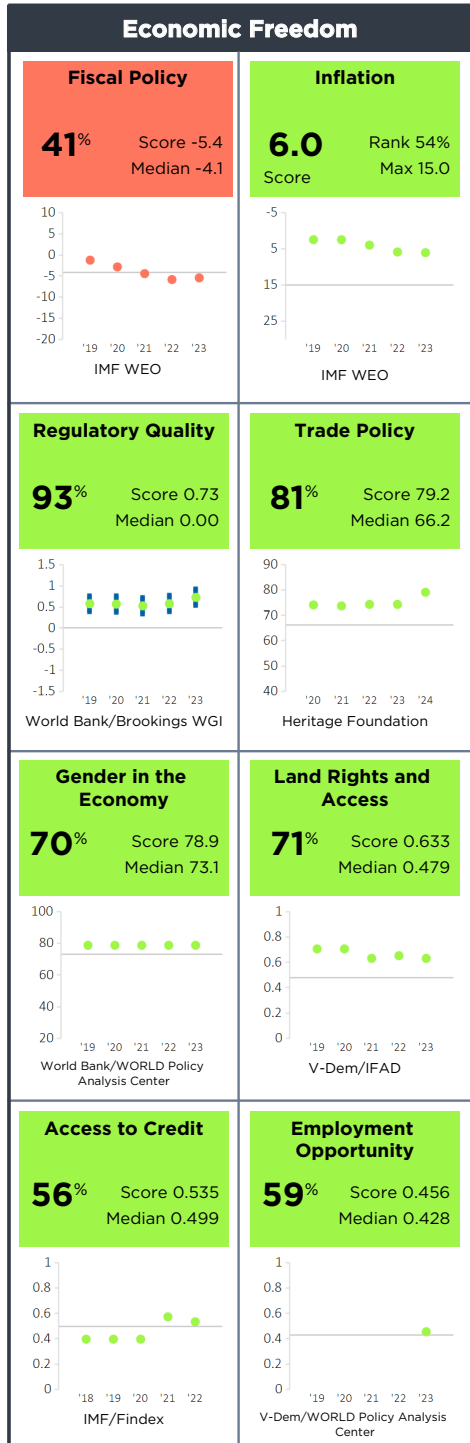


For more information regarding the Millennium Challenge Account Selection Process and these indicators, please consult MCC's website [www.mcc.gov/selection](http://www.mcc.gov/selection)

# Philippines FY25

Population 117,337,000  
 GNI/Cap \$4,230  
 Category GNI/Cap \$2,166 - \$4,515

Half Scorecard Passed ✓  
 Control of Corruption ✗  
 Democratic Rights ✓



For more information regarding the Millennium Challenge Account Selection Process and these indicators, please consult MCC's website [www.mcc.gov/selection](http://www.mcc.gov/selection)

Philippines

# Samoa FY25

Population 226,000  
 GNI/Cap \$4,020  
 Category GNI/Cap \$2,166 - \$4,515

Half Scorecard Passed   
 Control of Corruption   
 Democratic Rights

Samoa

### Economic Freedom

<b>Fiscal Policy</b> <b>93%</b> Score 3.4 Median -4.1 <p>IMF WEO</p>	<b>Inflation</b> <b>12.0</b> Rank 15% Score Max 15.0 <p>IMF WEO</p>
<b>Regulatory Quality</b> <b>70%</b> Score 0.29 Median 0.00 <p>World Bank/Brookings WGI</p>	<b>Trade Policy</b> <b>56%</b> Score 67.2 Median 66.2 <p>Heritage Foundation</p>
<b>Gender in the Economy</b> <b>48%</b> Score 71.1 Median 73.1 <p>World Bank/WORLD Policy Analysis Center</p>	<b>Land Rights and Access</b> <b>N/A</b> Score N/A Median 0.479 <p>V-Dem/IFAD</p>
<b>Access to Credit</b> <b>93%</b> Score 0.889 Median 0.499 <p>IMF/Findex</p>	<b>Employment Opportunity</b> <b>41%</b> Score 0.407 Median 0.428 <p>V-Dem/WORLD Policy Analysis Center</p>

### Ruling Justly

<b>Political Rights</b> <b>32</b> Rank 74% Score Min 17 <p>Freedom House</p>	<b>Civil Liberties</b> <b>52</b> Rank 89% Score Min 25 <p>Freedom House</p>	<b>Control of Corruption</b> <b>89%</b> Score 1.13 Median 0.00 <p>World Bank/Brookings WGI</p>
<b>Government Effectiveness</b> <b>96%</b> Score 0.78 Median 0.00 <p>World Bank/Brookings WGI</p>	<b>Rule of Law</b> <b>100%</b> Score 1.12 Median 0.00 <p>World Bank/Brookings WGI</p>	<b>Freedom of Information</b> <b>100%</b> Score 78.4 Median 42.2 <p>RSF/Access Now/CLD</p>

### Investing in People

<b>Health Expenditures</b> <b>89%</b> Score 5.12 Median 2.28 <p>WHO</p>	<b>Education Expenditures</b> <b>73%</b> Score 6.11 Median 4.12 <p>UNESCO</p>	<b>Natural Resource Protection</b> <b>22%</b> Score 32.1 Median 36.5 <p>Yale/CIESIN</p>
<b>Immunization Rates</b> <b>50%</b> Score 85.0 Median 85.0 <p>WHO/UNICEF</p>	<b>Girls' Lower Sec Edu Completion Rate</b> <b>93%</b> Score 98.8 Median 85.4 <p>UNESCO</p>	<b>Child Health</b> <b>100%</b> Score 98.0 Median 89.6 <p>CIESIN/YCELP</p>

For more information regarding the Millennium Challenge Account Selection Process and these indicators, please consult MCC's website [www.mcc.gov/selection](http://www.mcc.gov/selection)

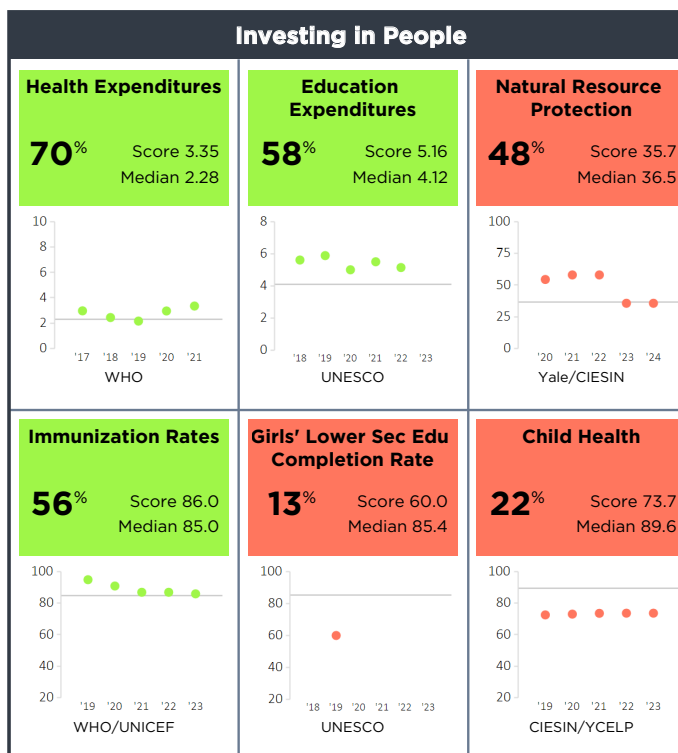
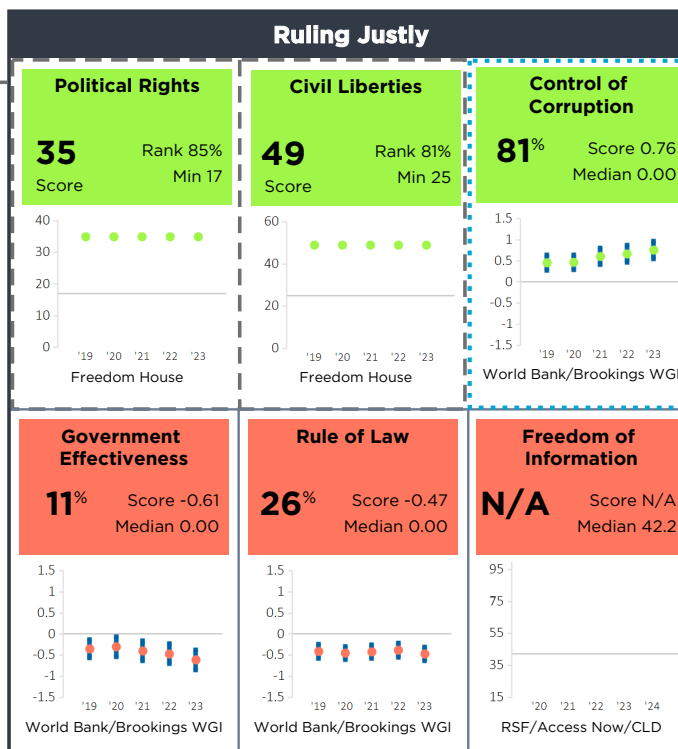
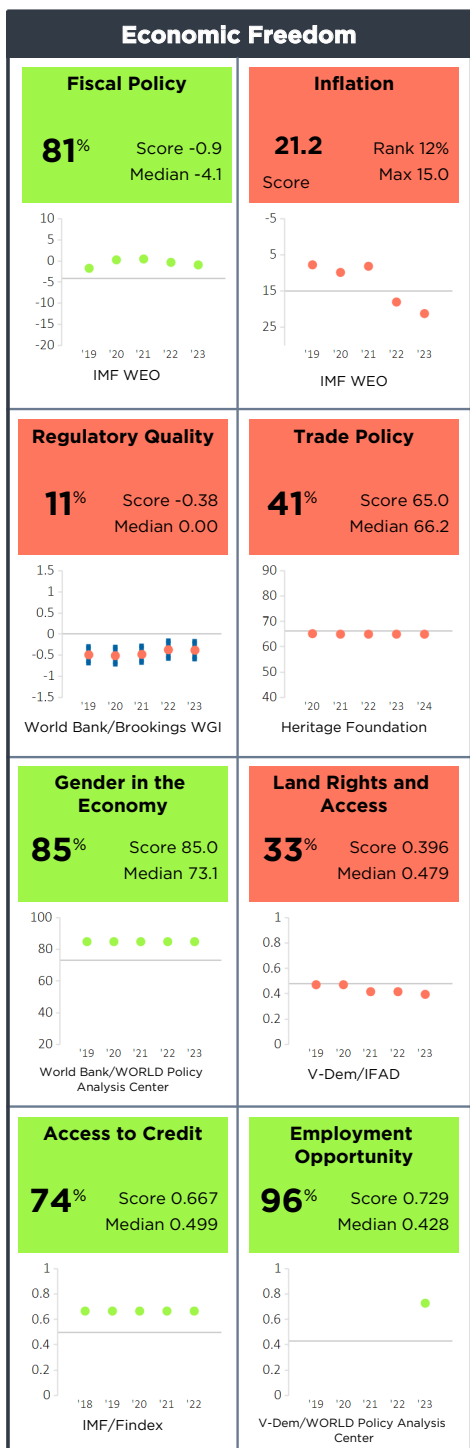


# São Tomé and Príncipe FY25

Population 232,000  
 GNI/Cap \$2,480  
 Category GNI/Cap \$2,166 - \$4,515

Half Scorecard Passed   
 Control of Corruption   
 Democratic Rights

São Tomé and Príncipe



For more information regarding the Millennium Challenge Account Selection Process and these indicators, please consult MCC's website [www.mcc.gov/selection](http://www.mcc.gov/selection)

# Solomon Islands FY25

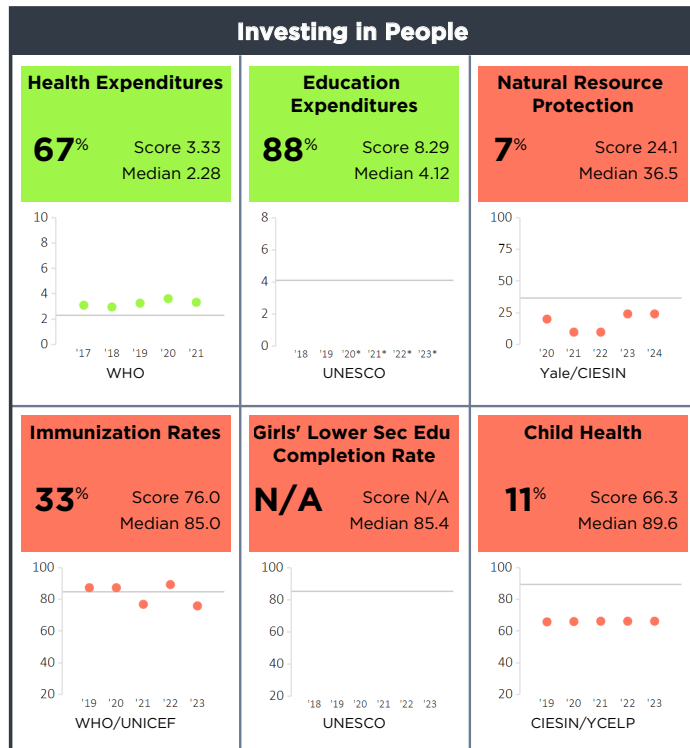
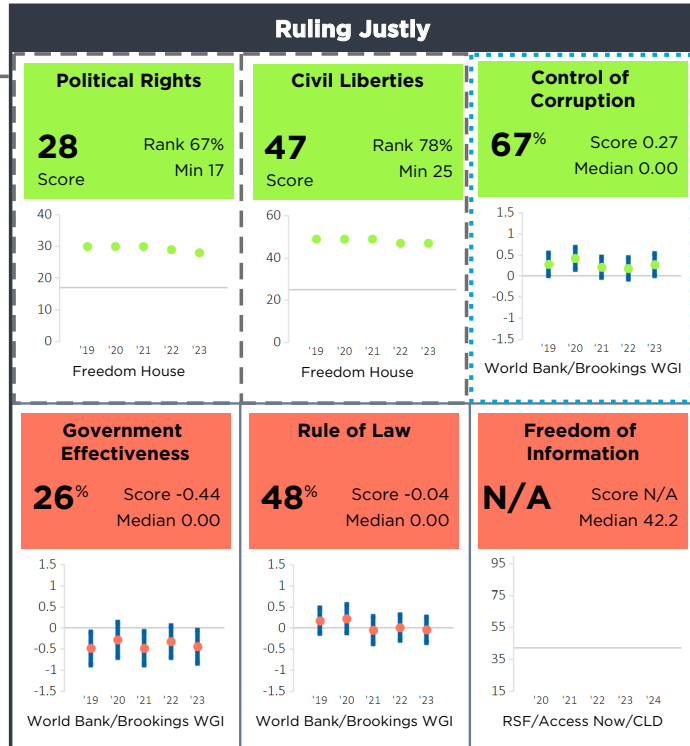
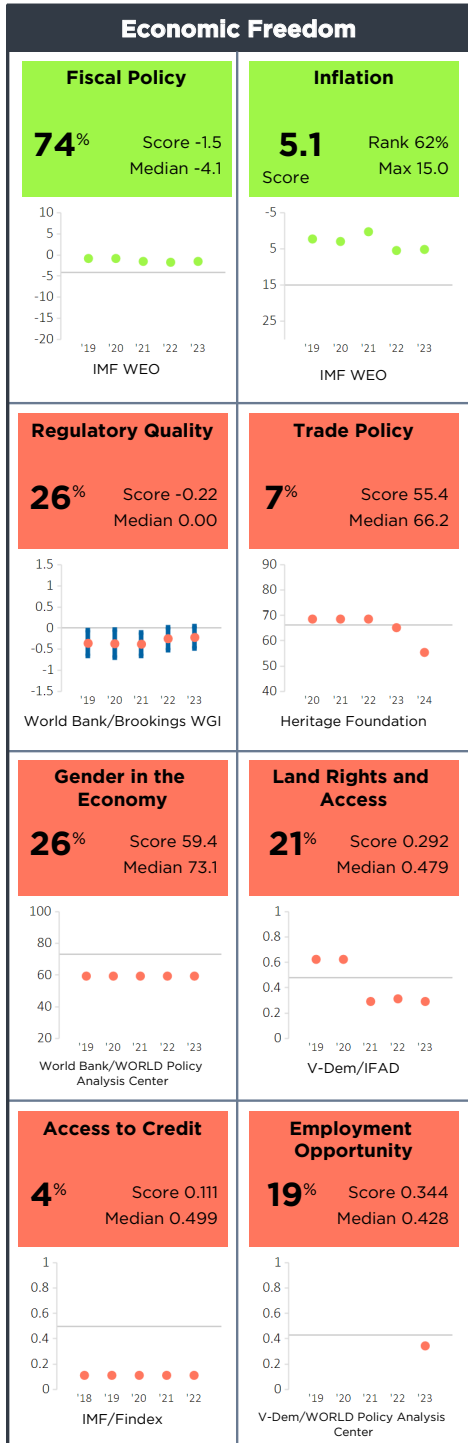
Population 740,000  
 GNI/Cap \$2,270  
 Category GNI/Cap \$2,166 - \$4,515

Half Scorecard Passed **X**

Control of Corruption **✓**

Democratic Rights **✓**

Solomon Islands



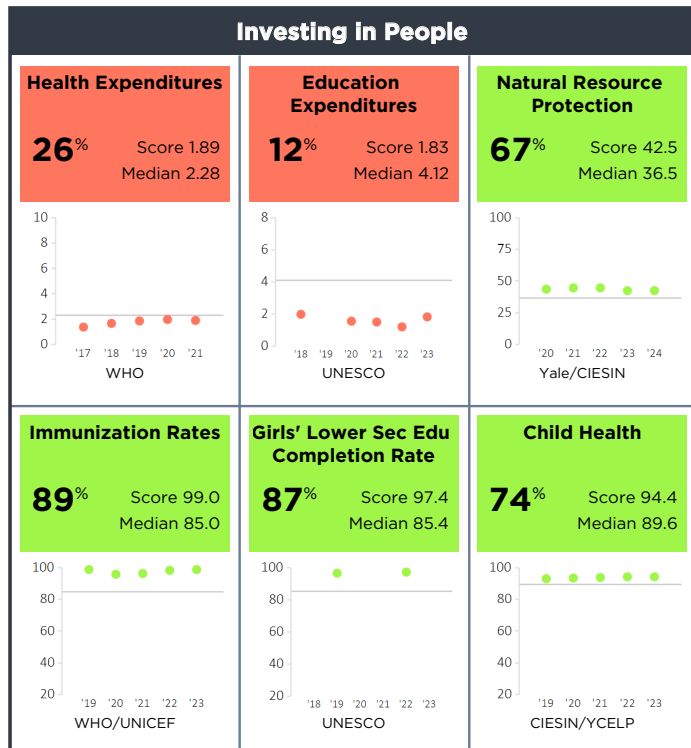
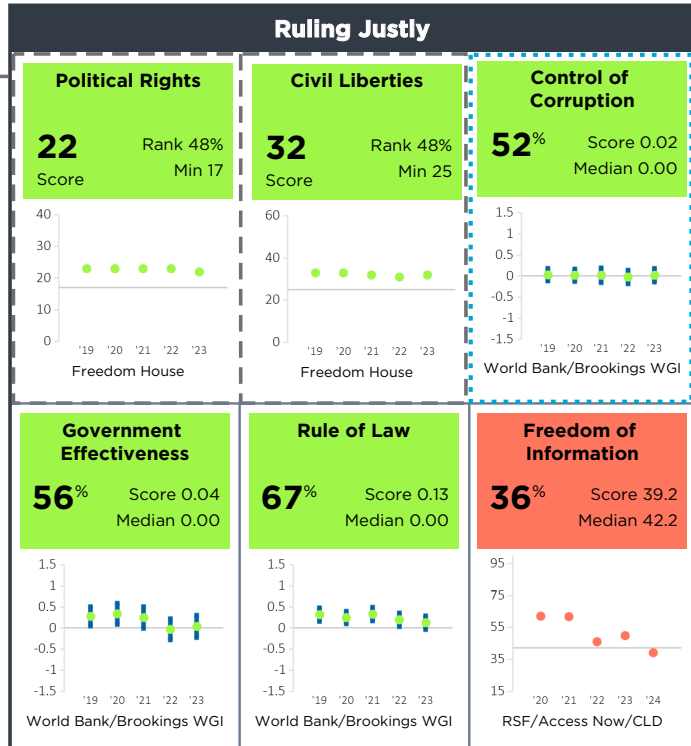
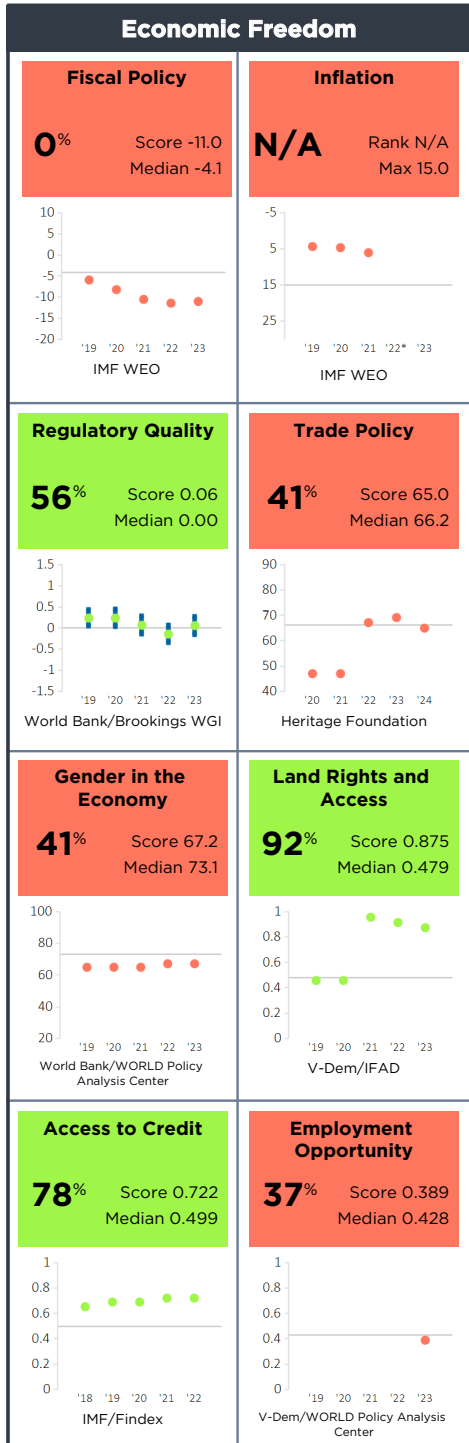
For more information regarding the Millennium Challenge Account Selection Process and these indicators, please consult MCC's website [www.mcc.gov/selection](http://www.mcc.gov/selection)

\* Indicates the country has a score this year, but the score is outside the range of scores shown on the chart.

# Sri Lanka FY25

Population 22,037,000  
 GNI/Cap \$3,540  
 Category GNI/Cap \$2,166 - \$4,515

Half Scorecard Passed   
 Control of Corruption   
 Democratic Rights



For more information regarding the Millennium Challenge Account Selection Process and these indicators, please consult MCC's website [www.mcc.gov/selection](http://www.mcc.gov/selection)

\* Indicates the country has a score this year, but the score is outside the range of scores shown on the chart.

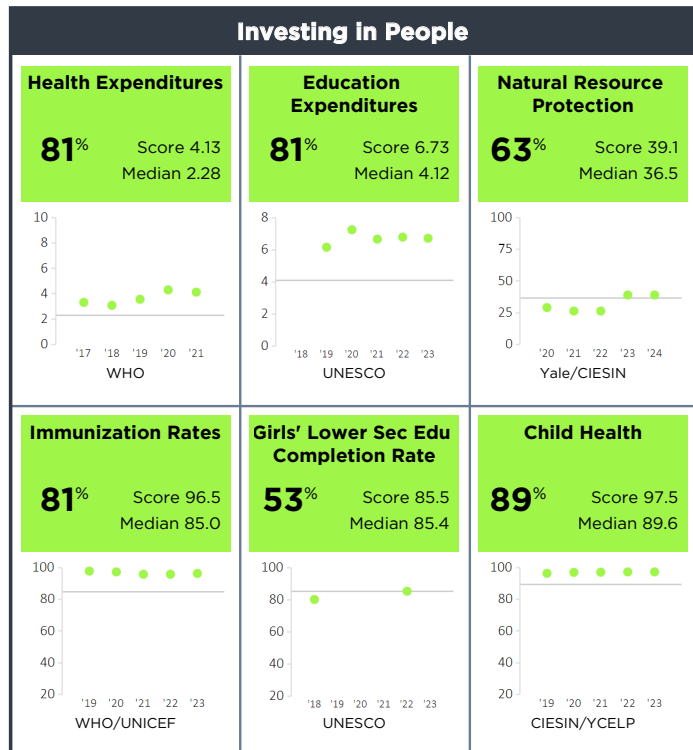
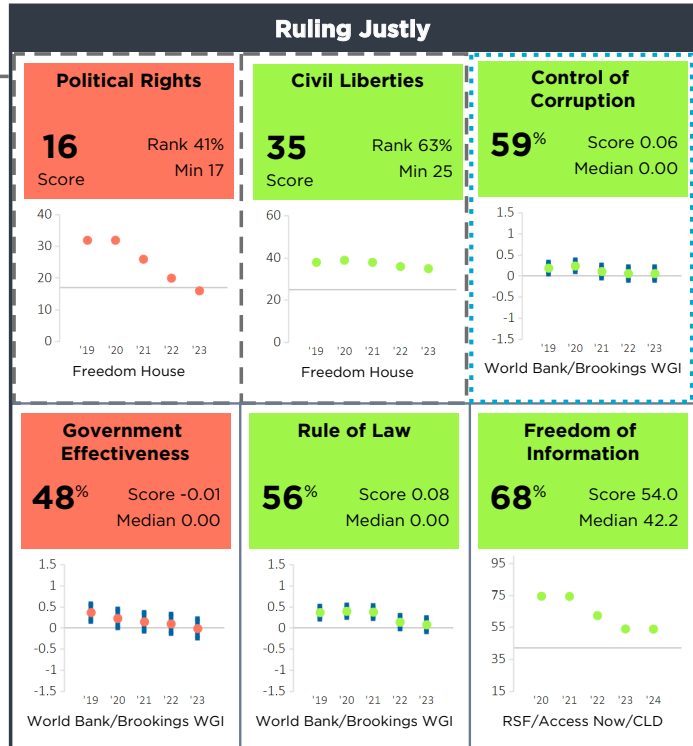
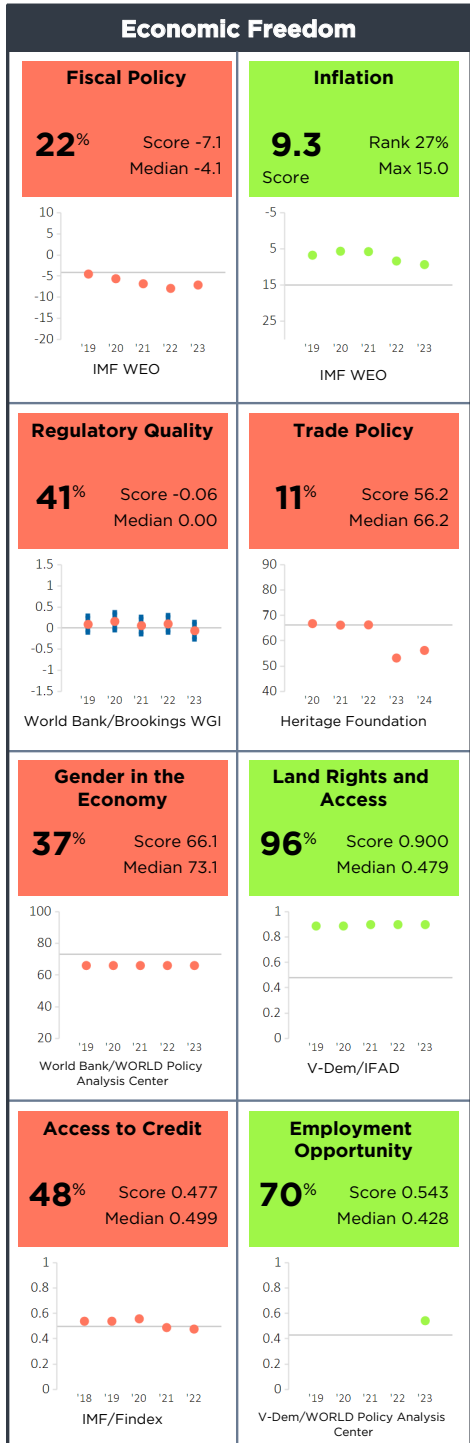
Sri Lanka

# Tunisia FY25

Population 12,458,000  
 GNI/Cap \$3,770  
 Category GNI/Cap \$2,166 - \$4,515

Half Scorecard Passed ✓  
 Control of Corruption ✓  
 Democratic Rights ✓

Tunisia

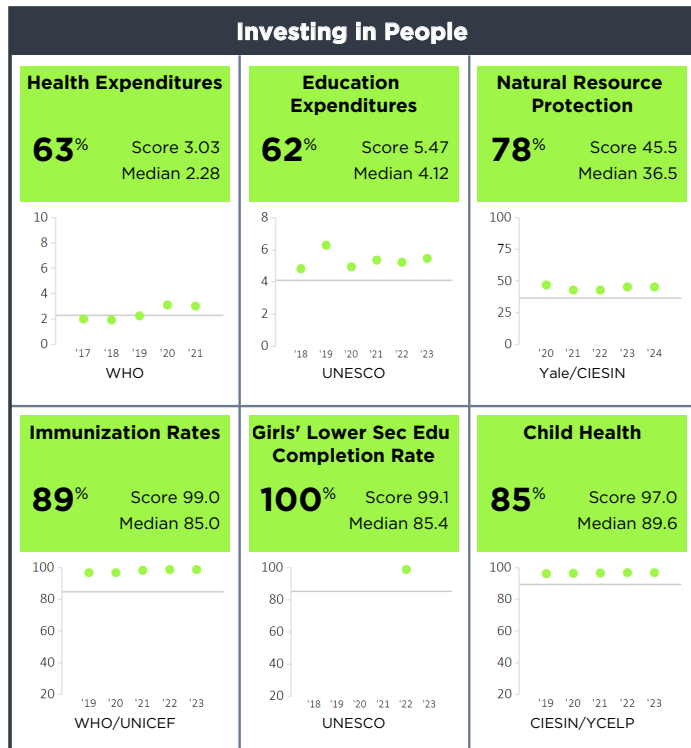
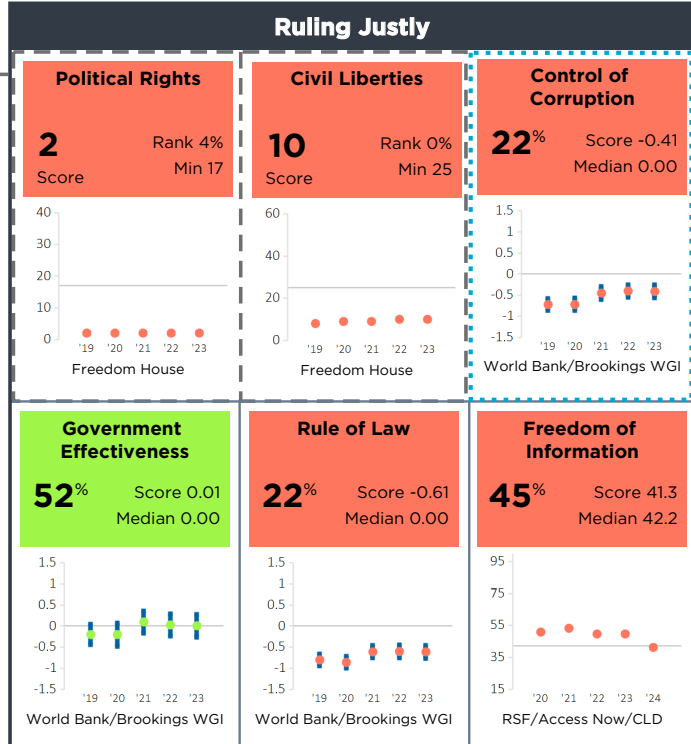
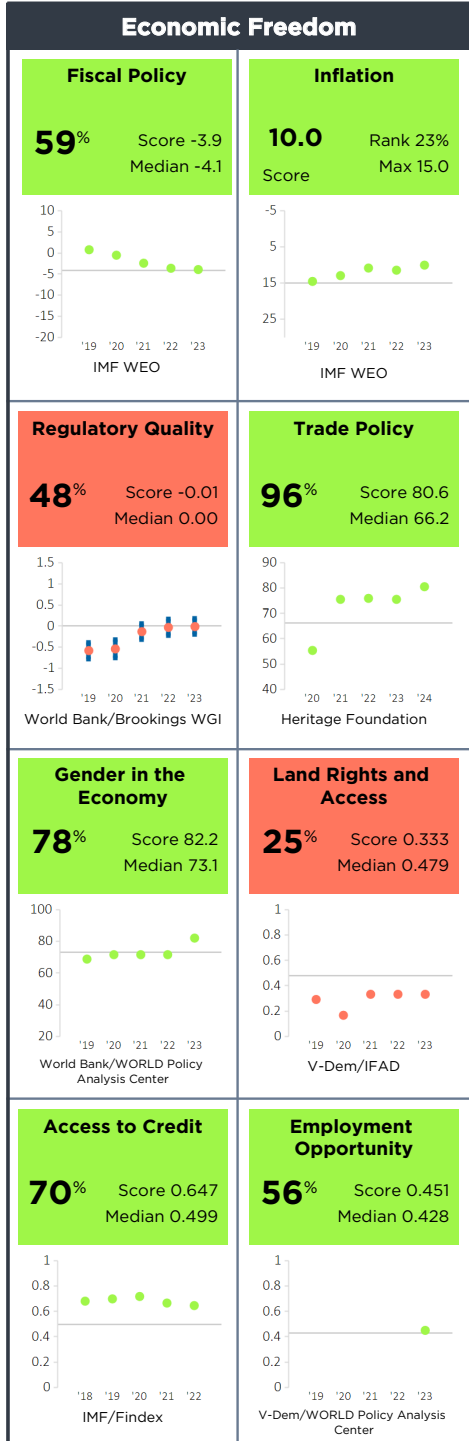


For more information regarding the Millennium Challenge Account Selection Process and these indicators, please consult MCC's website [www.mcc.gov/selection](http://www.mcc.gov/selection)

# Uzbekistan FY25

Population 36,412,000  
 GNI/Cap \$2,360  
 Category GNI/Cap \$2,166 - \$4,515

Half Scorecard Passed ✓  
 Control of Corruption ✗  
 Democratic Rights ✗



For more information regarding the Millennium Challenge Account Selection Process and these indicators, please consult MCC's website [www.mcc.gov/selection](http://www.mcc.gov/selection)

Uzbekistan

# Vanuatu FY25

Population 335,000  
 GNI/Cap \$3,660  
 Category GNI/Cap \$2,166 - \$4,515

Half Scorecard Passed   
 Control of Corruption   
 Democratic Rights

Vanuatu

### Economic Freedom

<b>Fiscal Policy</b> <b>67%</b> Score -2.6 Median -4.1 <p>IMF WEO</p>	<b>Inflation</b> <b>11.2</b> Rank 19% Score Max 15.0 <p>IMF WEO</p>
<b>Regulatory Quality</b> <b>81%</b> Score 0.44 Median 0.00 <p>World Bank/Brookings WGI</p>	<b>Trade Policy</b> <b>15%</b> Score 59.4 Median 66.2 <p>Heritage Foundation</p>
<b>Gender in the Economy</b> <b>11%</b> Score 56.1 Median 73.1 <p>World Bank/WORLD Policy Analysis Center</p>	<b>Land Rights and Access</b> <b>38%</b> Score 0.404 Median 0.479 <p>V-Dem/IFAD</p>
<b>Access to Credit</b> <b>89%</b> Score 0.852 Median 0.499 <p>IMF/Findex</p>	<b>Employment Opportunity</b> <b>67%</b> Score 0.519 Median 0.428 <p>V-Dem/WORLD Policy Analysis Center</p>

### Ruling Justly

<b>Political Rights</b> <b>32</b> Rank 74% Score Min 17 <p>Freedom House</p>	<b>Civil Liberties</b> <b>50</b> Rank 85% Score Min 25 <p>Freedom House</p>	<b>Control of Corruption</b> <b>74%</b> Score 0.39 Median 0.00 <p>World Bank/Brookings WGI</p>
<b>Government Effectiveness</b> <b>41%</b> Score -0.28 Median 0.00 <p>World Bank/Brookings WGI</p>	<b>Rule of Law</b> <b>74%</b> Score 0.36 Median 0.00 <p>World Bank/Brookings WGI</p>	<b>Freedom of Information</b> <b>N/A</b> Score N/A Median 42.2 <p>RSF/Access Now/CLD</p>

### Investing in People

<b>Health Expenditures</b> <b>19%</b> Score 1.21 Median 2.28 <p>WHO</p>	<b>Education Expenditures</b> <b>96%</b> Score 10.64 Median 4.12 <p>UNESCO</p>	<b>Natural Resource Protection</b> <b>30%</b> Score 33.1 Median 36.5 <p>Yale/CIESIN</p>
<b>Immunization Rates</b> <b>11%</b> Score 71.0 Median 85.0 <p>WHO/UNICEF</p>	<b>Girls' Lower Sec Edu Completion Rate</b> <b>N/A</b> Score N/A Median 85.4 <p>UNESCO</p>	<b>Child Health</b> <b>33%</b> Score 78.2 Median 89.6 <p>CIESIN/YCELP</p>

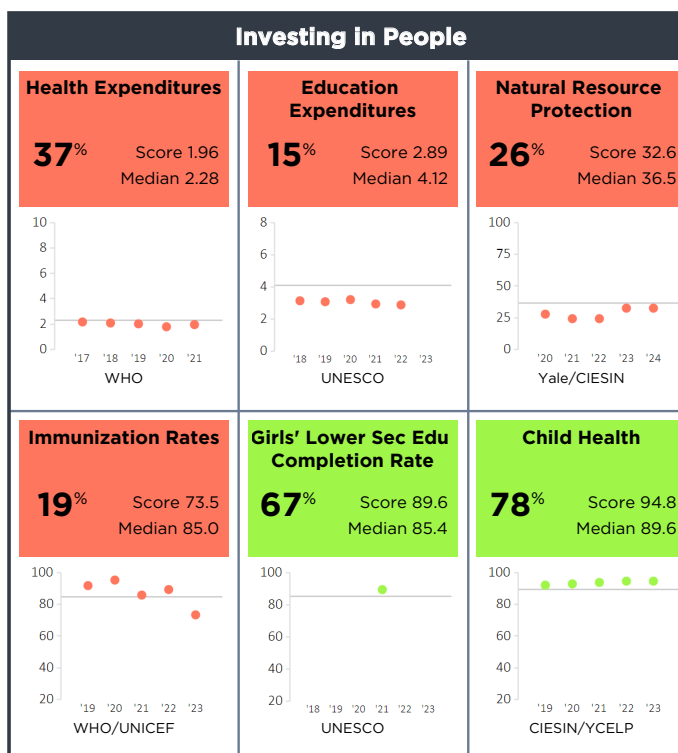
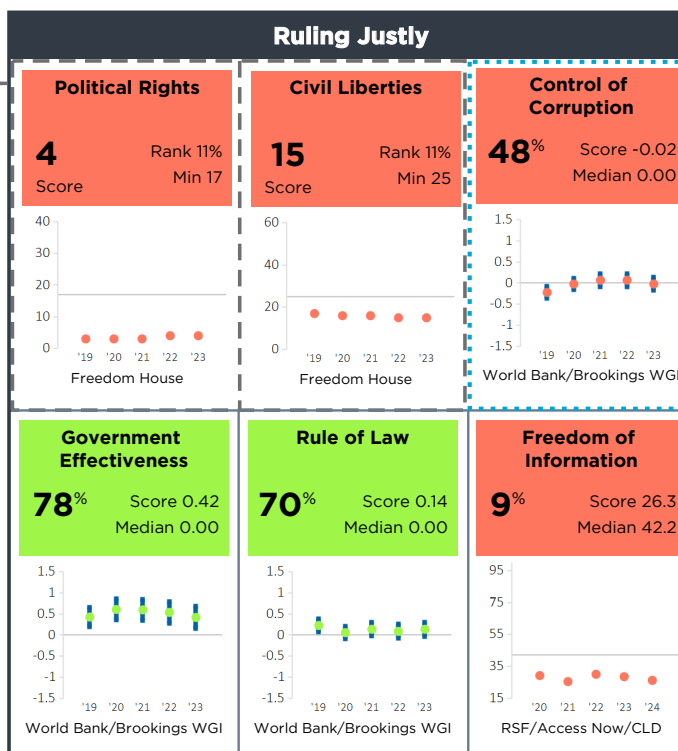
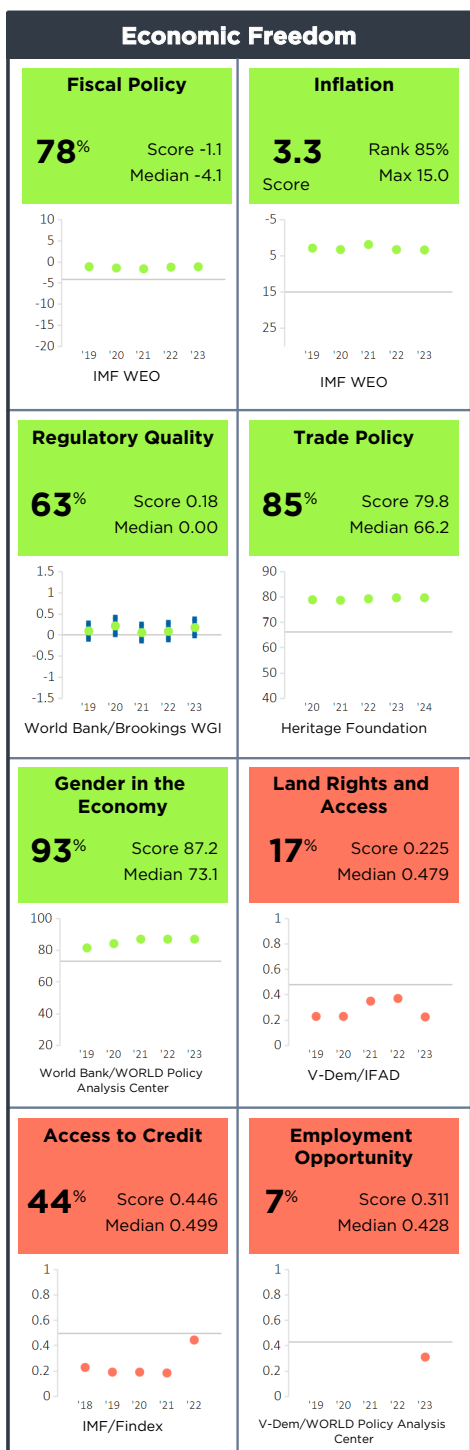
For more information regarding the Millennium Challenge Account Selection Process and these indicators, please consult MCC's website [www.mcc.gov/selection](http://www.mcc.gov/selection)

\* Indicates the country has a score this year, but the score is outside the range of scores shown on the chart.

# Vietnam FY25

Population 98,859,000  
 GNI/Cap \$4,180  
 Category GNI/Cap \$2,166 - \$4,515

Half Scorecard Passed **X**  
 Control of Corruption **X**  
 Democratic Rights **X**



For more information regarding the Millennium Challenge Account Selection Process and these indicators, please consult MCC's website [www.mcc.gov/selection](http://www.mcc.gov/selection)

Vietnam





# Part 3: Scorecards for Countries with GNI/Capita \$4,516–\$7,895



MILLENNIUM  
CHALLENGE CORPORATION

Reducing Poverty Through Growth

# Albania FY25

Population 2,746,000  
 GNI/Cap \$7,570  
 Category GNI/Cap \$4,516 - \$7,895

Half Scorecard Passed ✓  
 Control of Corruption ✓  
 Democratic Rights ✓

Albania

### Economic Freedom

<b>Fiscal Policy</b> <b>41%</b> Score -3.2 Median -2.7 <p>IMF/WEO</p>	<b>Inflation</b> <b>4.8</b> Rank 63% Score Max 15.0 <p>IMF/WEO</p>
<b>Regulatory Quality</b> <b>84%</b> Score 0.36 Median 0.00 <p>World Bank/Brookings WGI</p>	<b>Trade Policy</b> <b>93%</b> Score 83.4 Median 72.2 <p>Heritage Foundation</p>
<b>Gender in the Economy</b> <b>84%</b> Score 90.0 Median 81.9 <p>World Bank/WORLD Policy Analysis Center</p>	<b>Land Rights and Access</b> <b>68%</b> Score 0.679 Median 0.500 <p>V-Dem/IFAD</p>
<b>Access to Credit</b> <b>32%</b> Score 0.346 Median 0.469 <p>IMF/Findex</p>	<b>Employment Opportunity</b> <b>91%</b> Score 0.685 Median 0.496 <p>V-Dem/WORLD Policy Analysis Center</p>

### Ruling Justly

<b>Political Rights</b> <b>28</b> Rank 53% Score Min 17 <p>Freedom House</p>	<b>Civil Liberties</b> <b>40</b> Rank 69% Score Min 25 <p>Freedom House</p>	<b>Control of Corruption</b> <b>56%</b> Score 0.07 Median 0.00 <p>World Bank/Brookings WGI</p>
<b>Government Effectiveness</b> <b>84%</b> Score 0.43 Median 0.00 <p>World Bank/Brookings WGI</p>	<b>Rule of Law</b> <b>59%</b> Score 0.02 Median 0.00 <p>World Bank/Brookings WGI</p>	<b>Freedom of Information</b> <b>53%</b> Score 58.1 Median 57.1 <p>RSF/Access Now/CLD</p>

### Investing in People

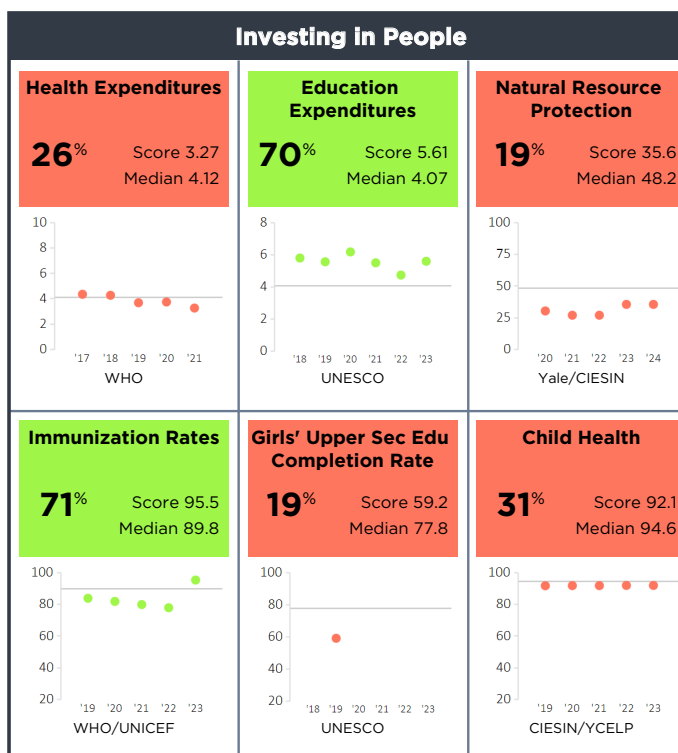
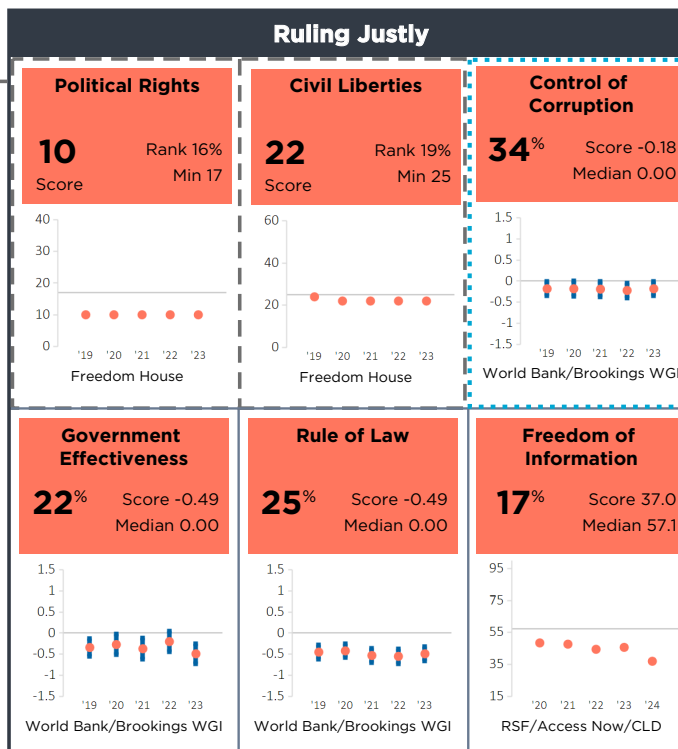
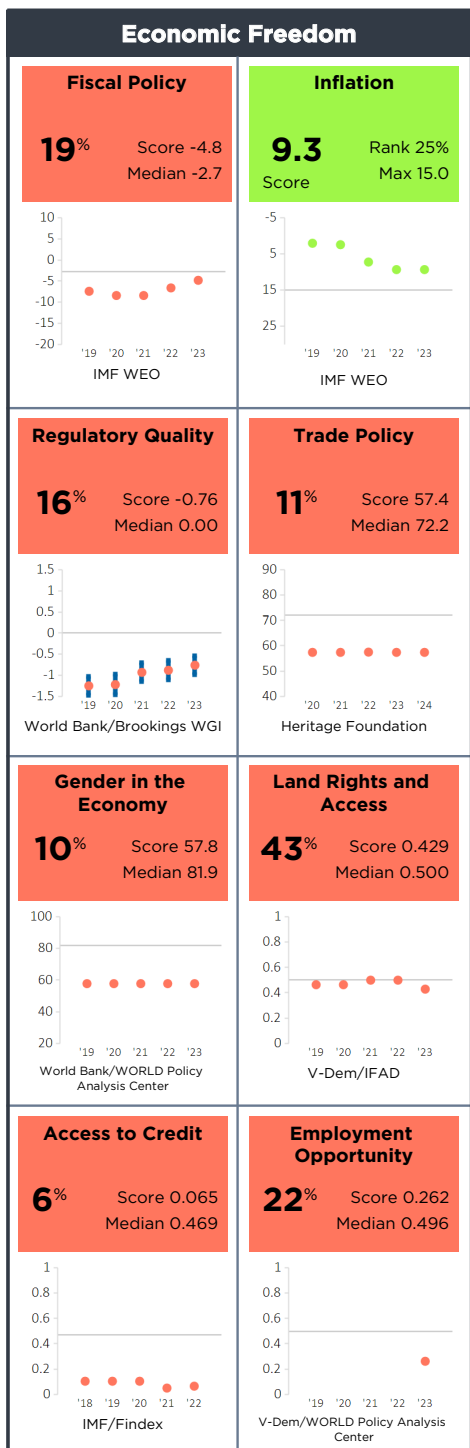
<b>Health Expenditures</b> <b>19%</b> Score 2.88 Median 4.12 <p>WHO</p>	<b>Education Expenditures</b> <b>11%</b> Score 2.74 Median 4.07 <p>UNESCO</p>	<b>Natural Resource Protection</b> <b>56%</b> Score 50.1 Median 48.2 <p>Yale/CIESIN</p>
<b>Immunization Rates</b> <b>52%</b> Score 90.0 Median 89.8 <p>WHO/UNICEF</p>	<b>Girls' Upper Sec Edu Completion Rate</b> <b>N/A</b> Score N/A Median 77.8 <p>UNESCO</p>	<b>Child Health</b> <b>91%</b> Score 97.7 Median 94.6 <p>CIESIN/YCELP</p>

For more information regarding the Millennium Challenge Account Selection Process and these indicators, please consult MCC's website [www.mcc.gov/selection](http://www.mcc.gov/selection)

# Algeria FY25

Population 45,606,000  
 GNI/Cap \$4,960  
 Category GNI/Cap \$4,516 - \$7,895

Half Scorecard Passed **X**  
 Control of Corruption **X**  
 Democratic Rights **X**



For more information regarding the Millennium Challenge Account Selection Process and these indicators, please consult MCC's website [www.mcc.gov/selection](http://www.mcc.gov/selection)

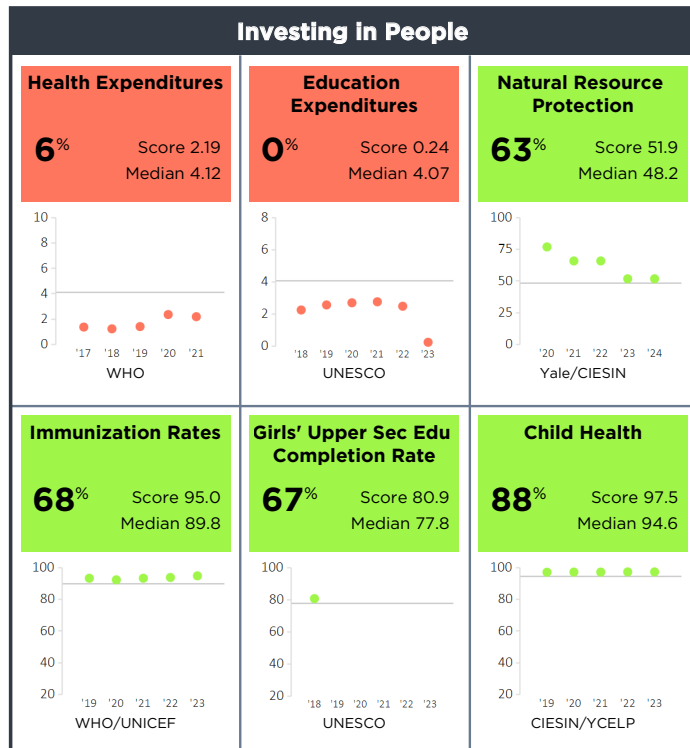
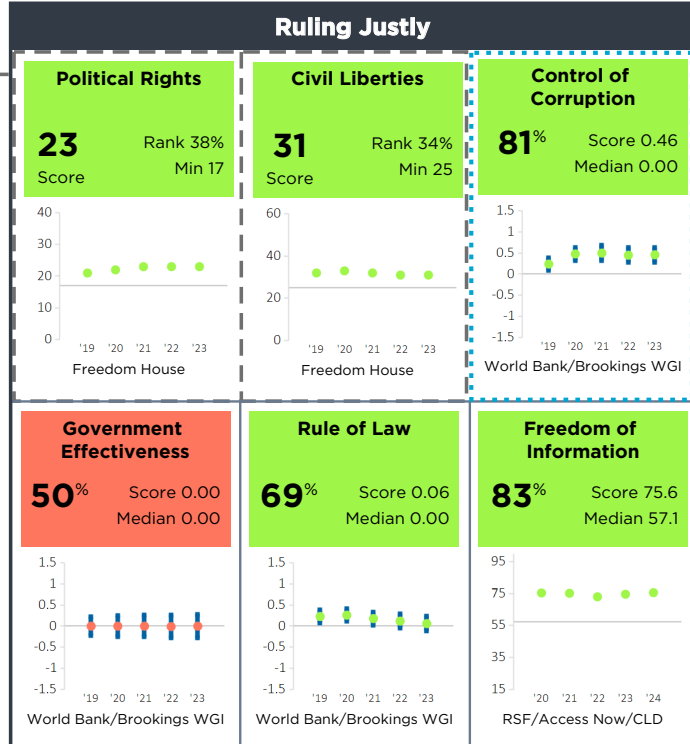
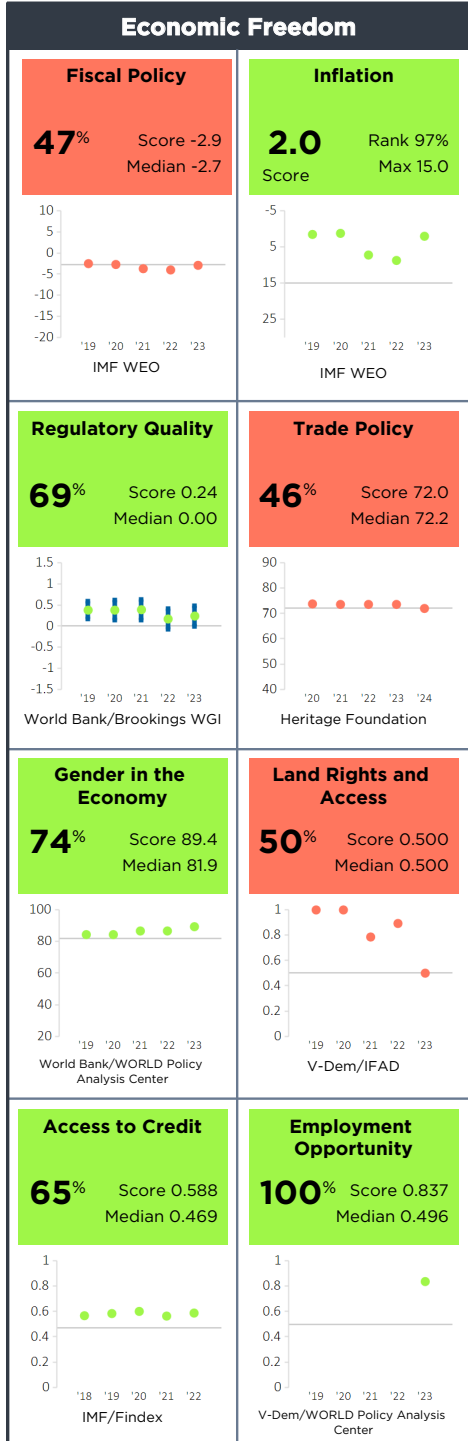
Algeria

# Armenia FY25

Population 2,778,000  
 GNI/Cap \$7,330  
 Category GNI/Cap \$4,516 - \$7,895

Half Scorecard Passed ✓  
 Control of Corruption ✓  
 Democratic Rights ✓

Armenia

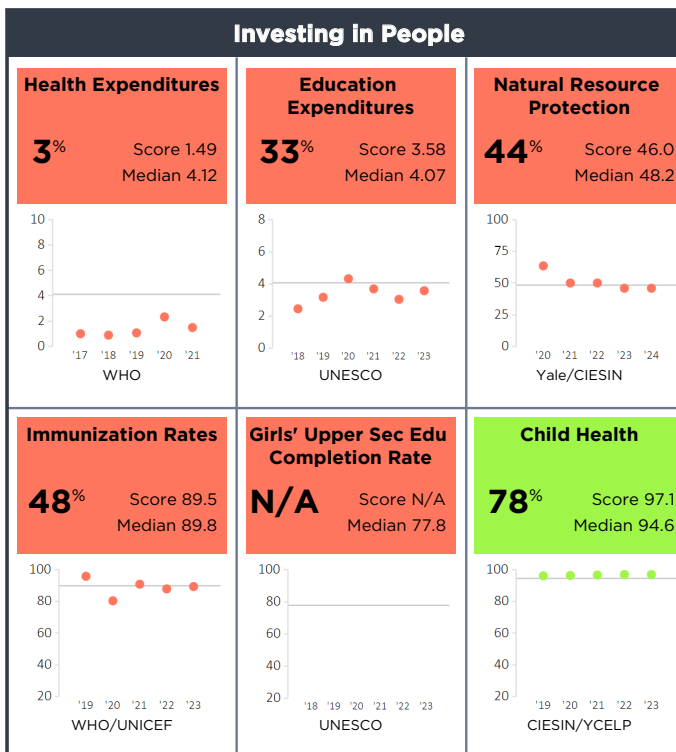
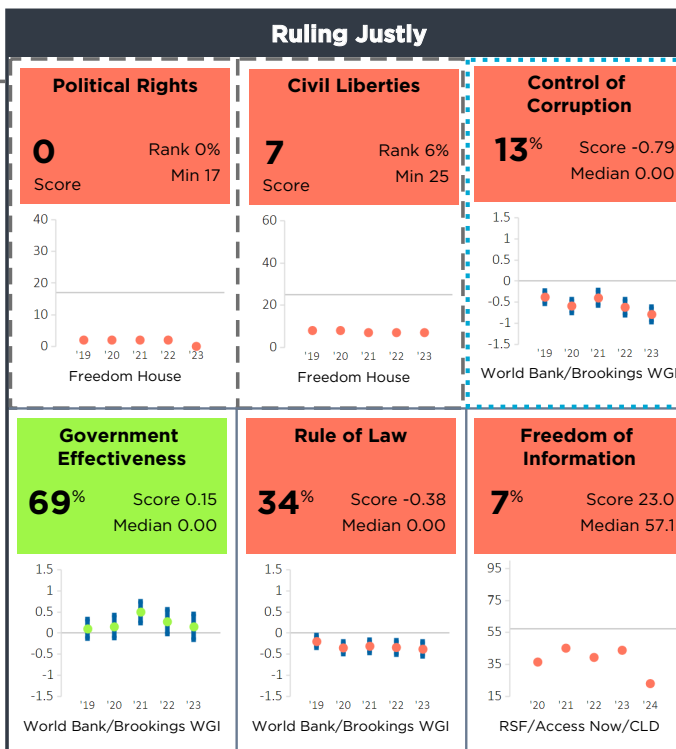
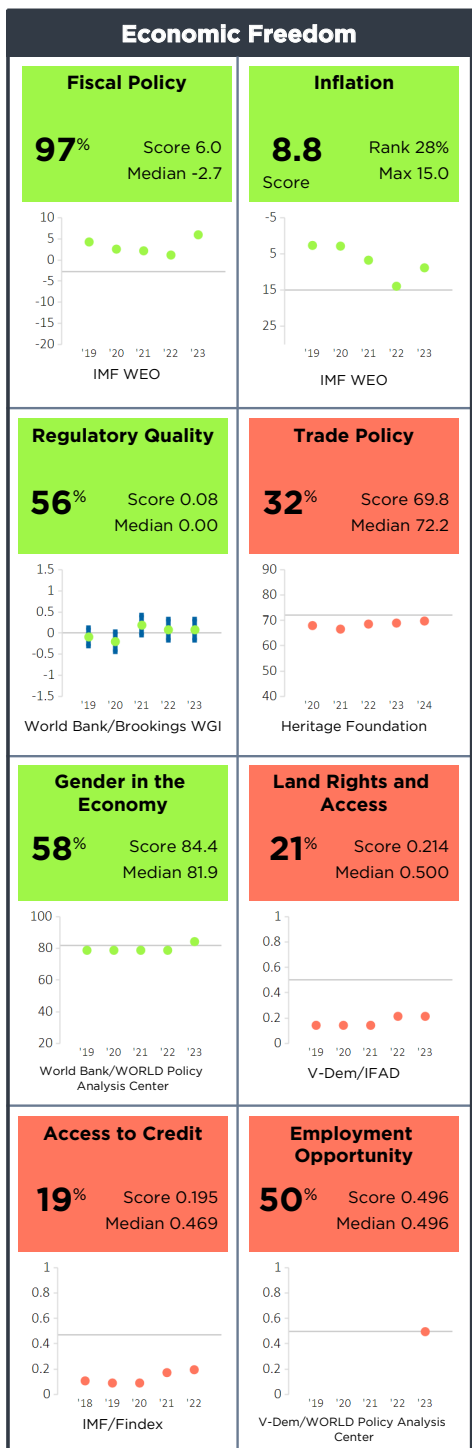


For more information regarding the Millennium Challenge Account Selection Process and these indicators, please consult MCC's website [www.mcc.gov/selection](http://www.mcc.gov/selection)

# Azerbaijan FY25

Population 10,113,000  
 GNI/Cap \$6,680  
 Category GNI/Cap \$4,516 - \$7,895

Half Scorecard Passed **X**  
 Control of Corruption **X**  
 Democratic Rights **X**



For more information regarding the Millennium Challenge Account Selection Process and these indicators, please consult MCC's website [www.mcc.gov/selection](http://www.mcc.gov/selection)

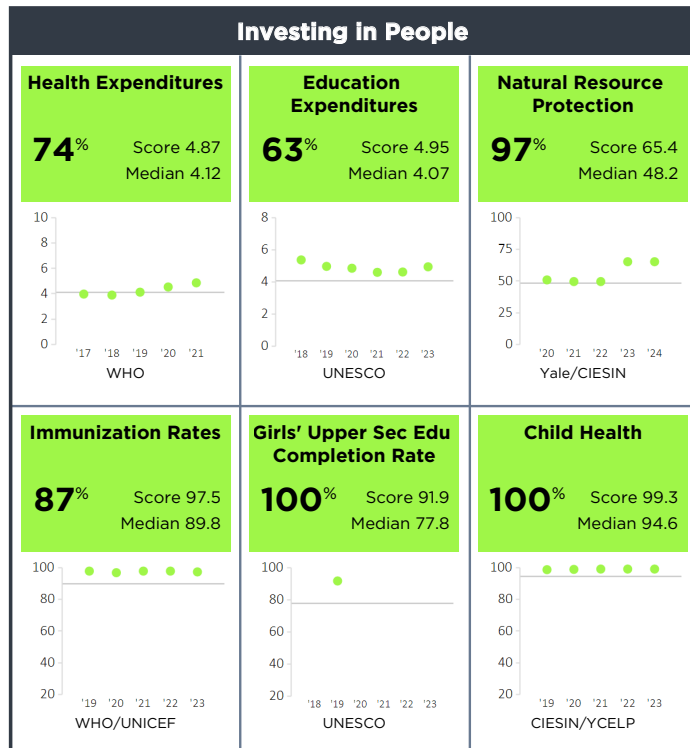
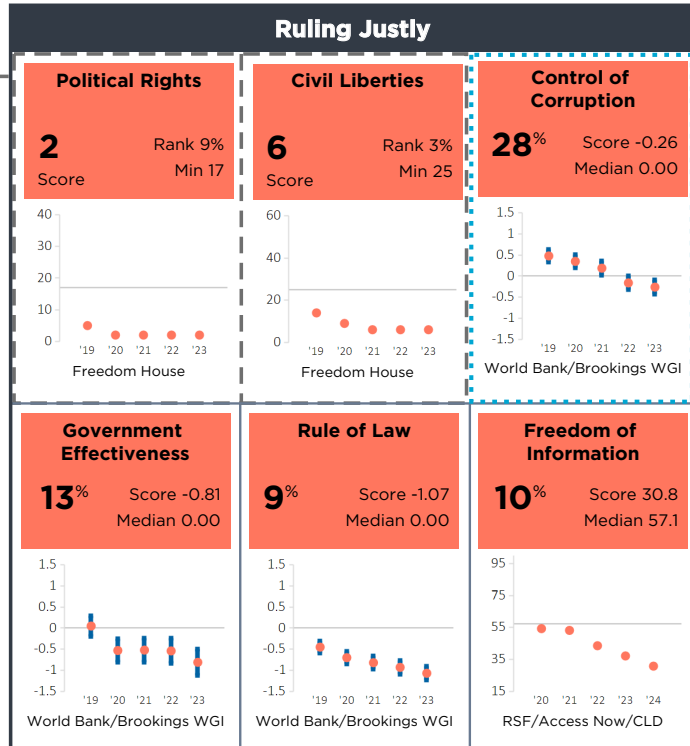
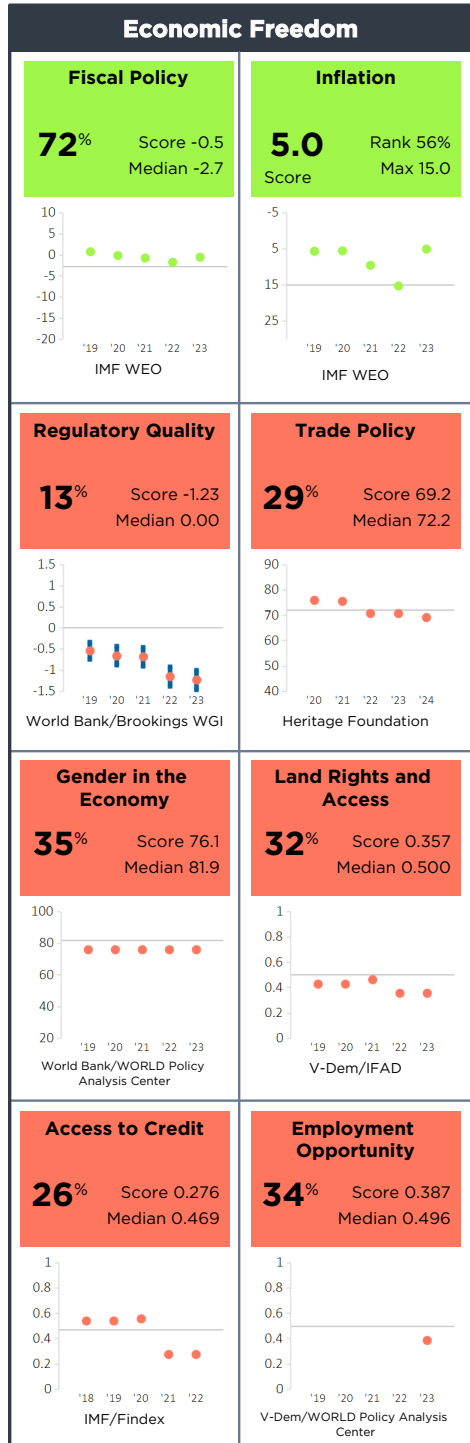
Azerbaijan

# Belarus FY25

Population 9,178,000  
 GNI/Cap \$7,780  
 Category GNI/Cap \$4,516 - \$7,895

Half Scorecard Passed **X**  
 Control of Corruption **X**  
 Democratic Rights **X**

Belarus

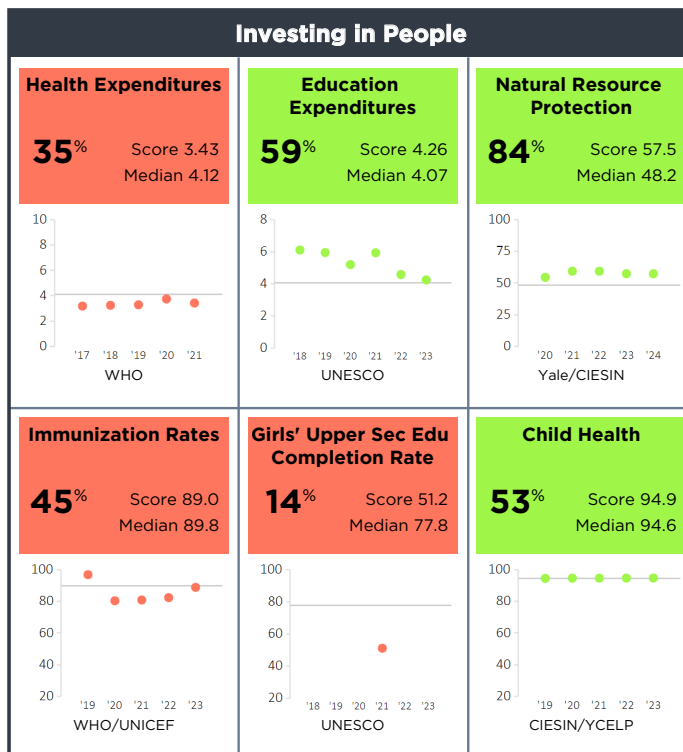
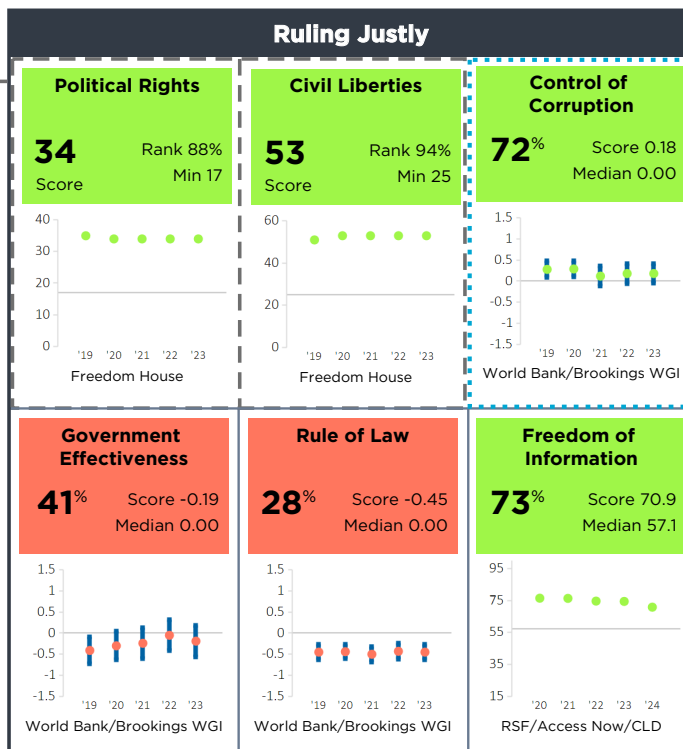
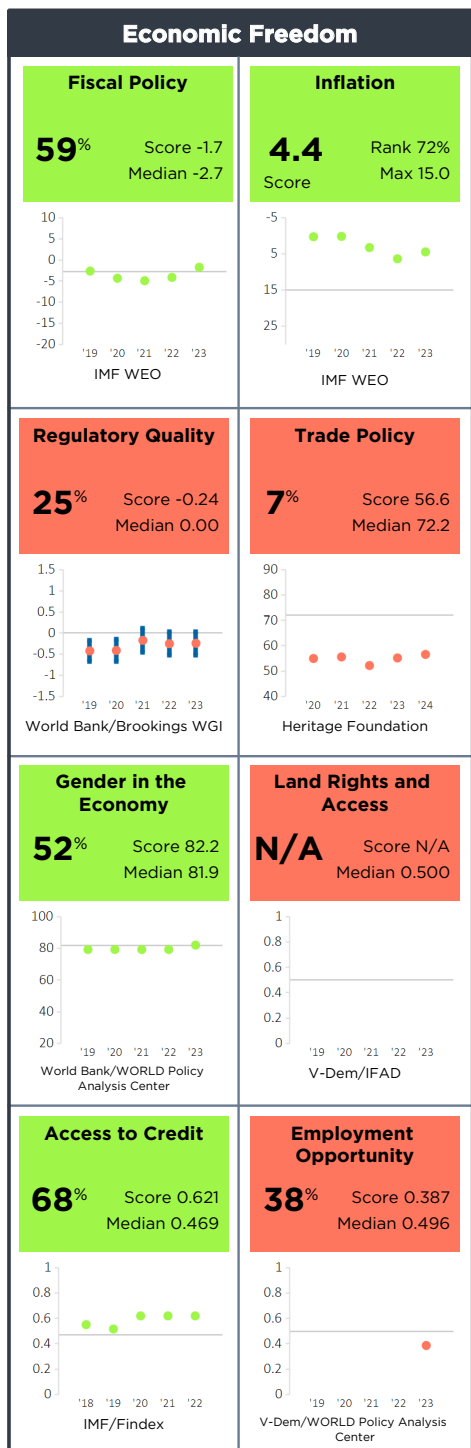


For more information regarding the Millennium Challenge Account Selection Process and these indicators, please consult MCC's website [www.mcc.gov/selection](http://www.mcc.gov/selection)

# Belize FY25

Population 411,000  
 GNI/Cap \$7,190  
 Category GNI/Cap \$4,516 - \$7,895

Half Scorecard Passed   
 Control of Corruption   
 Democratic Rights



For more information regarding the Millennium Challenge Account Selection Process and these indicators, please consult MCC's website [www.mcc.gov/selection](http://www.mcc.gov/selection)



# Botswana FY25

Population 2,675,000  
 GNI/Cap \$7,620  
 Category GNI/Cap \$4,516 - \$7,895

Half Scorecard Passed ✓  
 Control of Corruption ✓  
 Democratic Rights ✓

Botswana

### Economic Freedom

<b>Fiscal Policy</b> <b>53%</b> Score -2.3 Median -2.7 <p>IMF WEO</p>	<b>Inflation</b> <b>5.1</b> Rank 53% Score Max 15.0 <p>IMF WEO</p>
<b>Regulatory Quality</b> <b>97%</b> Score 0.69 Median 0.00 <p>World Bank/Brookings WGI</p>	<b>Trade Policy</b> <b>82%</b> Score 78.8 Median 72.2 <p>Heritage Foundation</p>
<b>Gender in the Economy</b> <b>19%</b> Score 63.3 Median 81.9 <p>World Bank/WORLD Policy Analysis Center</p>	<b>Land Rights and Access</b> <b>82%</b> Score 0.821 Median 0.500 <p>V-Dem/IFAD</p>
<b>Access to Credit</b> <b>29%</b> Score 0.343 Median 0.469 <p>IMF/Findex</p>	<b>Employment Opportunity</b> <b>28%</b> Score 0.297 Median 0.496 <p>V-Dem/WORLD Policy Analysis Center</p>

### Ruling Justly

<b>Political Rights</b> <b>28</b> Rank 53% Score Min 17 <p>Freedom House</p>	<b>Civil Liberties</b> <b>44</b> Rank 72% Score Min 25 <p>Freedom House</p>	<b>Control of Corruption</b> <b>100%</b> Score 1.09 Median 0.00 <p>World Bank/Brookings WGI</p>
<b>Government Effectiveness</b> <b>91%</b> Score 0.61 Median 0.00 <p>World Bank/Brookings WGI</p>	<b>Rule of Law</b> <b>88%</b> Score 0.57 Median 0.00 <p>World Bank/Brookings WGI</p>	<b>Freedom of Information</b> <b>57%</b> Score 59.8 Median 57.1 <p>RSF/Access Now/CLD</p>

### Investing in People

<b>Health Expenditures</b> <b>71%</b> Score 4.82 Median 4.12 <p>WHO</p>	<b>Education Expenditures</b> <b>93%</b> Score 8.06 Median 4.07 <p>UNESCO</p>	<b>Natural Resource Protection</b> <b>100%</b> Score 80.2 Median 48.2 <p>Yale/CIESIN</p>
<b>Immunization Rates</b> <b>77%</b> Score 96.0 Median 89.8 <p>WHO/UNICEF</p>	<b>Girls' Upper Sec Edu Completion Rate</b> <b>N/A</b> Score N/A Median 77.8 <p>UNESCO</p>	<b>Child Health</b> <b>16%</b> Score 87.6 Median 94.6 <p>CIESIN/YCELP</p>

For more information regarding the Millennium Challenge Account Selection Process and these indicators, please consult MCC's website [www.mcc.gov/selection](http://www.mcc.gov/selection)

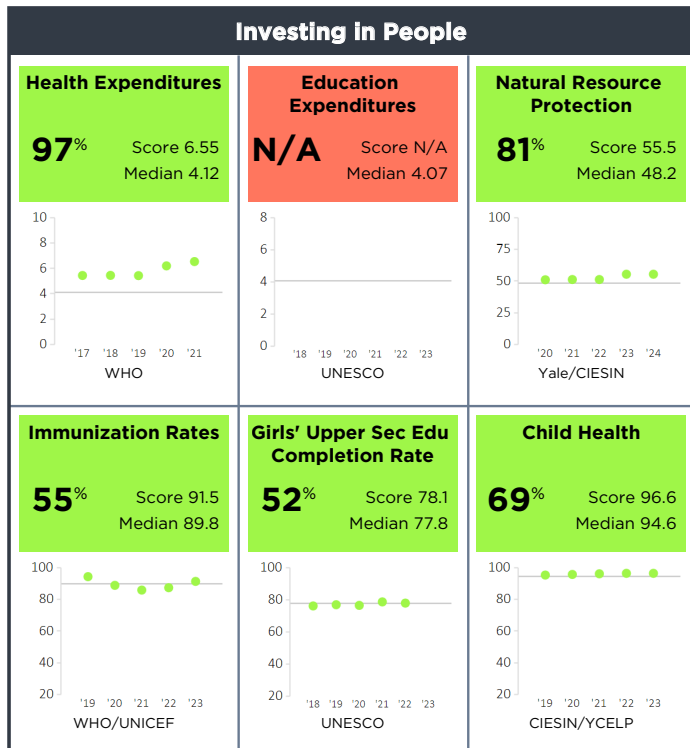
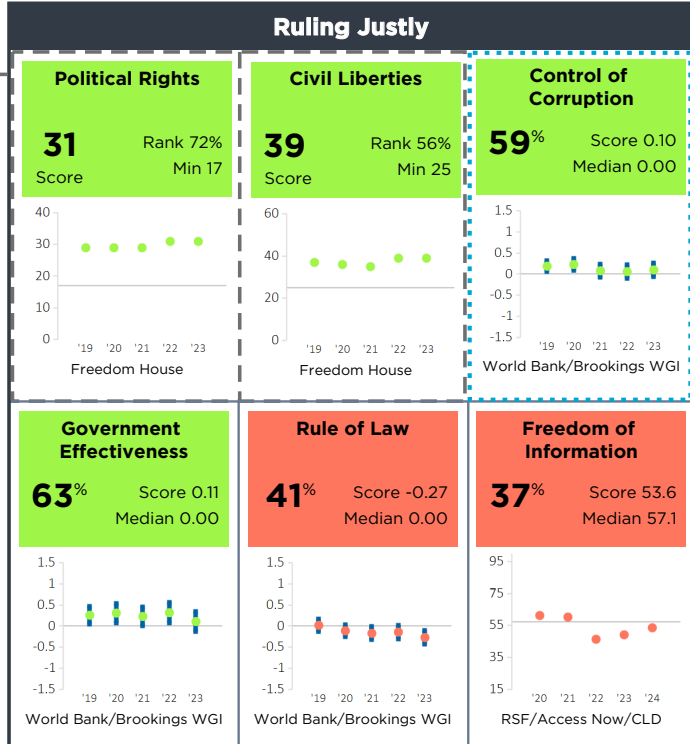
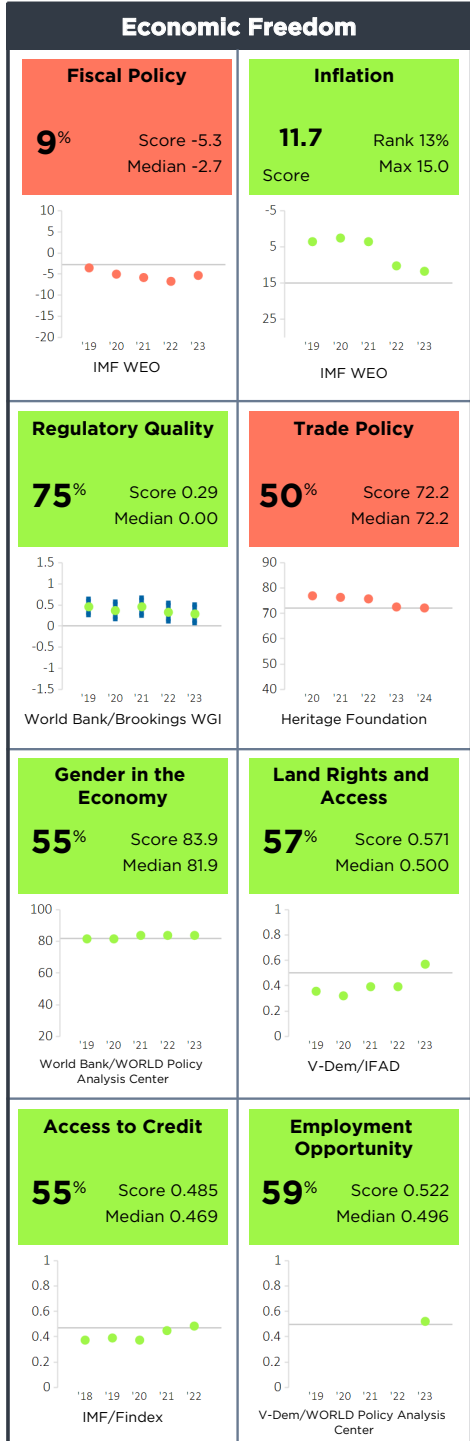
\* Indicates the country has a score this year, but the score is outside the range of scores shown on the chart.



# Colombia FY25

Population 52,085,000  
 GNI/Cap \$6,870  
 Category GNI/Cap \$4,516 - \$7,895

Half Scorecard Passed   
 Control of Corruption   
 Democratic Rights



For more information regarding the Millennium Challenge Account Selection Process and these indicators, please consult MCC's website [www.mcc.gov/selection](http://www.mcc.gov/selection)

Colombia

# Ecuador FY25

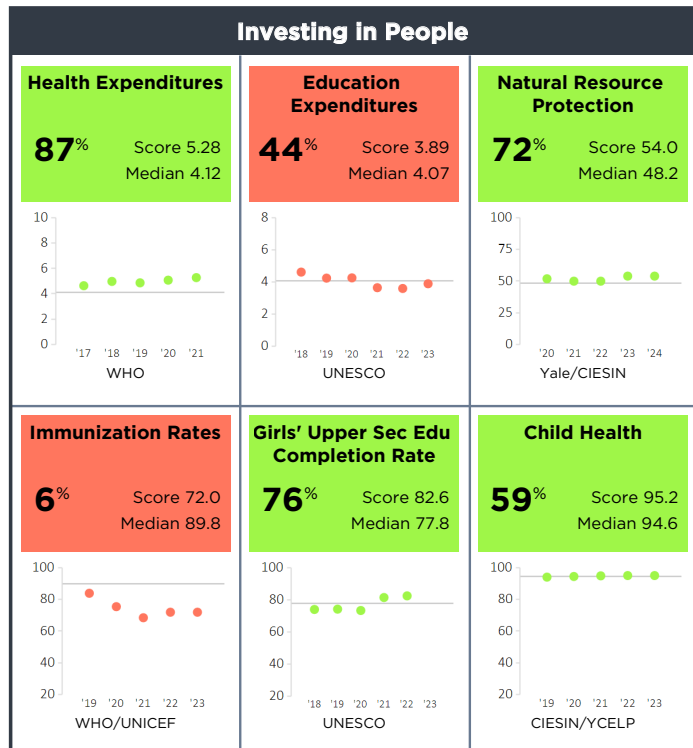
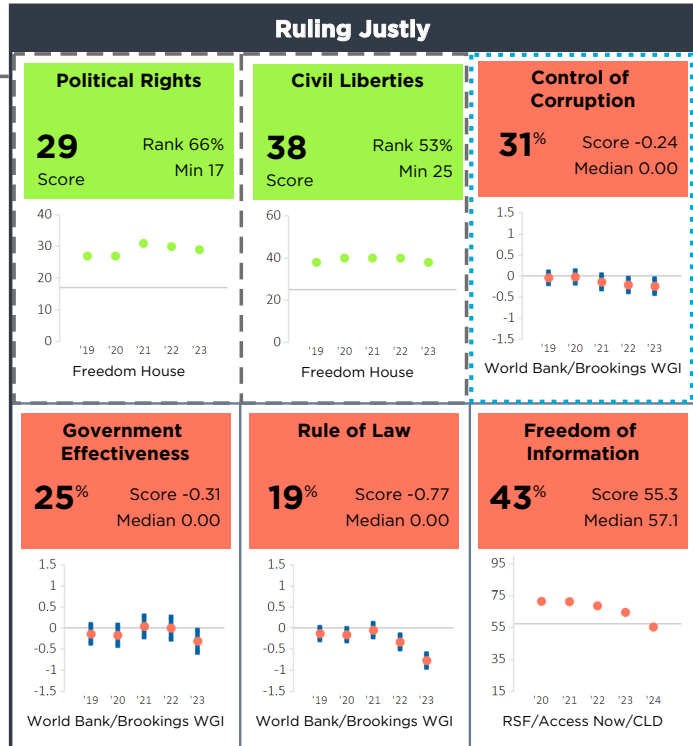
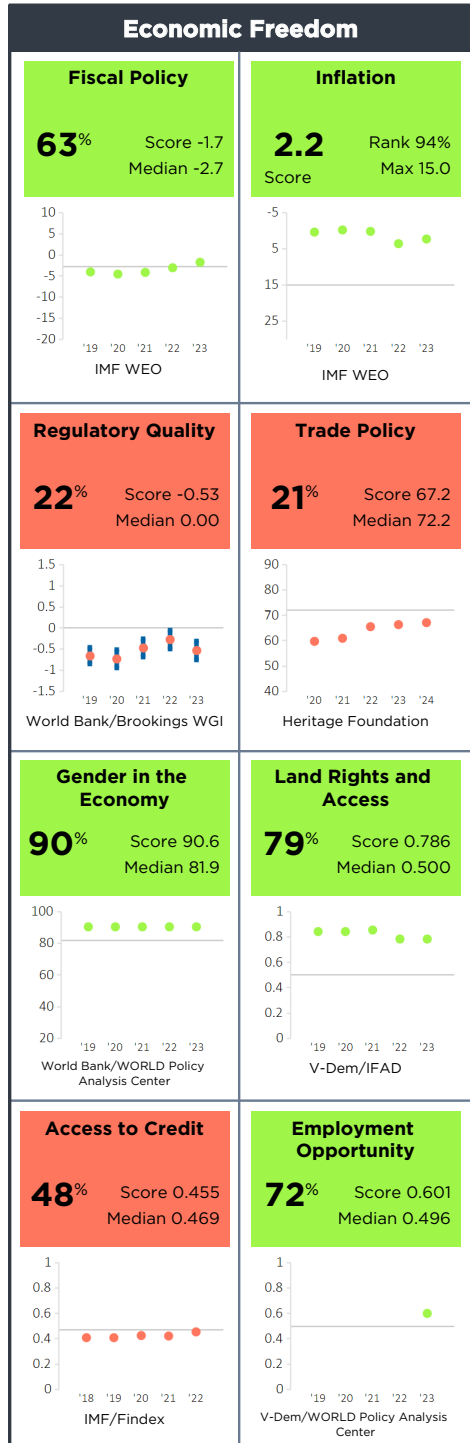
Population 18,190,000  
 GNI/Cap \$6,510  
 Category GNI/Cap \$4,516 - \$7,895

Half Scorecard Passed ✓

Control of Corruption ✗

Democratic Rights ✓

Ecuador

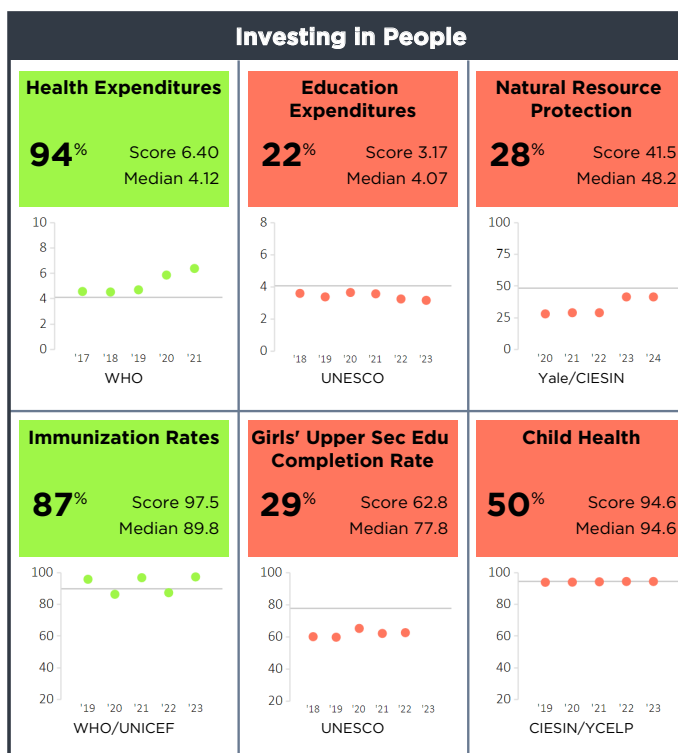
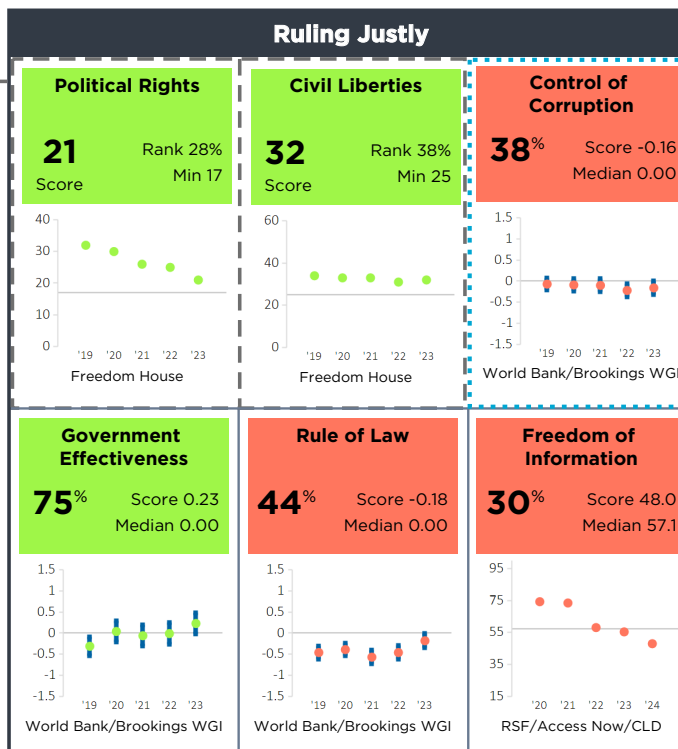
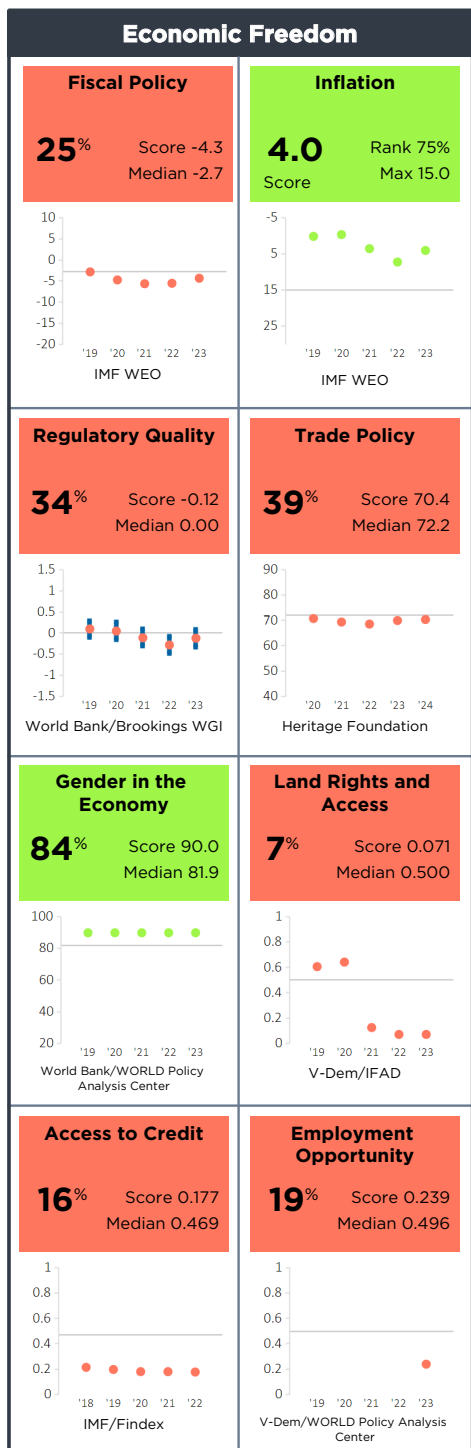


For more information regarding the Millennium Challenge Account Selection Process and these indicators, please consult MCC's website [www.mcc.gov/selection](http://www.mcc.gov/selection)

# El Salvador FY25

Population 6,365,000  
 GNI/Cap \$4,920  
 Category GNI/Cap \$4,516 - \$7,895

Half Scorecard Passed **X**  
 Control of Corruption **X**  
 Democratic Rights **✓**



For more information regarding the Millennium Challenge Account Selection Process and these indicators, please consult MCC's website [www.mcc.gov/selection](http://www.mcc.gov/selection)

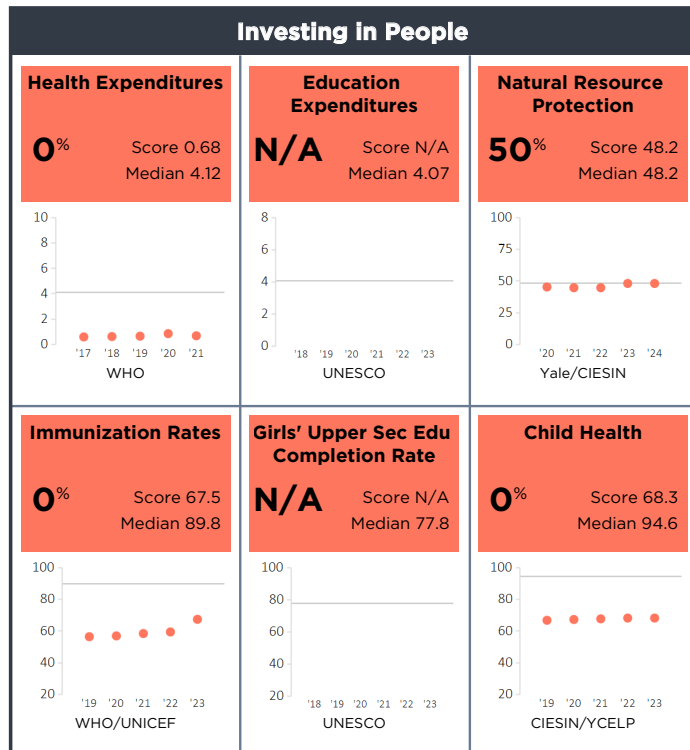
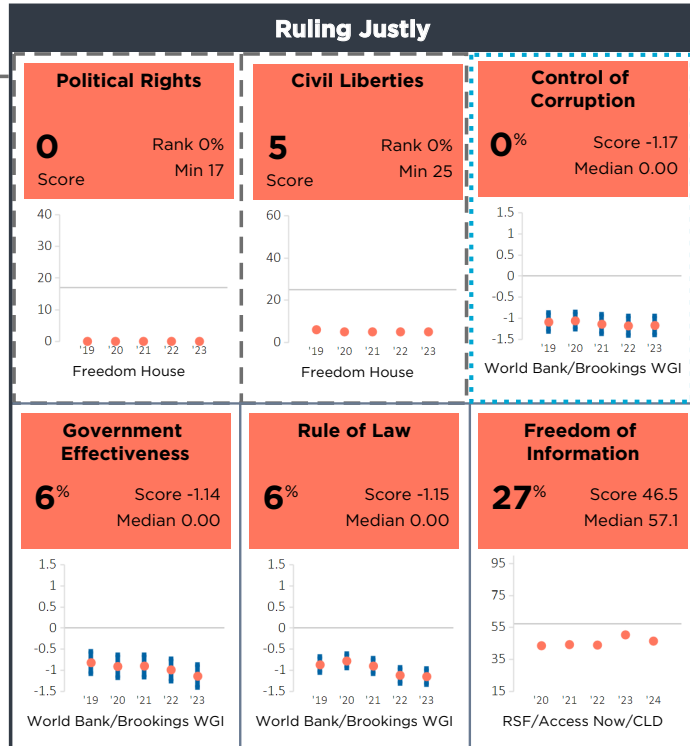
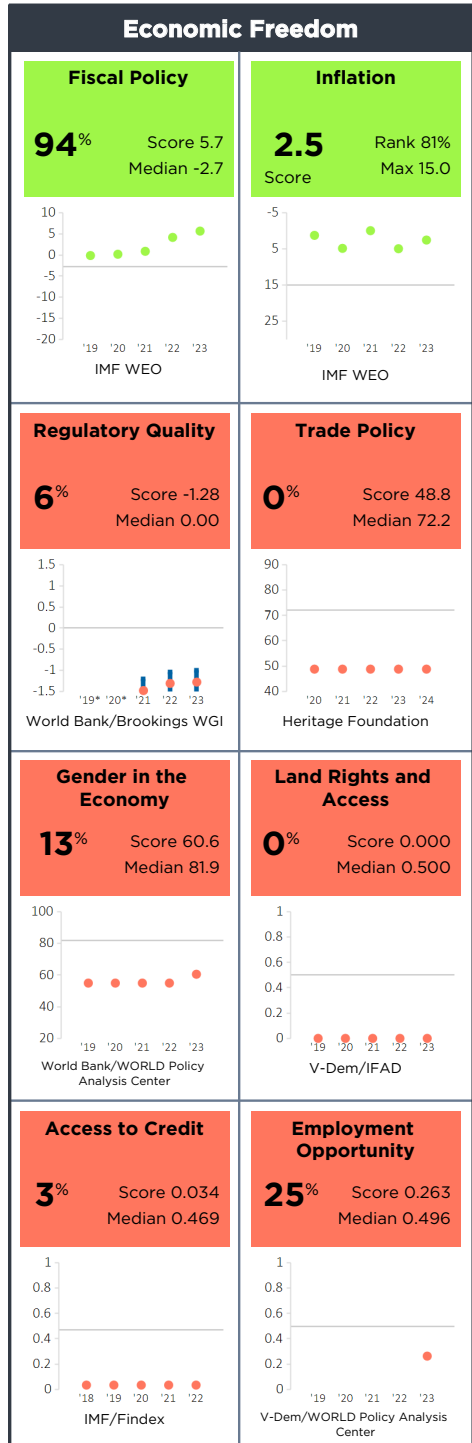
El Salvador

# Equatorial Guinea FY25

Population 1,715,000  
 GNI/Cap \$5,240  
 Category GNI/Cap \$4,516 - \$7,895

Half Scorecard Passed **X**  
 Control of Corruption **X**  
 Democratic Rights **X**

Equatorial Guinea



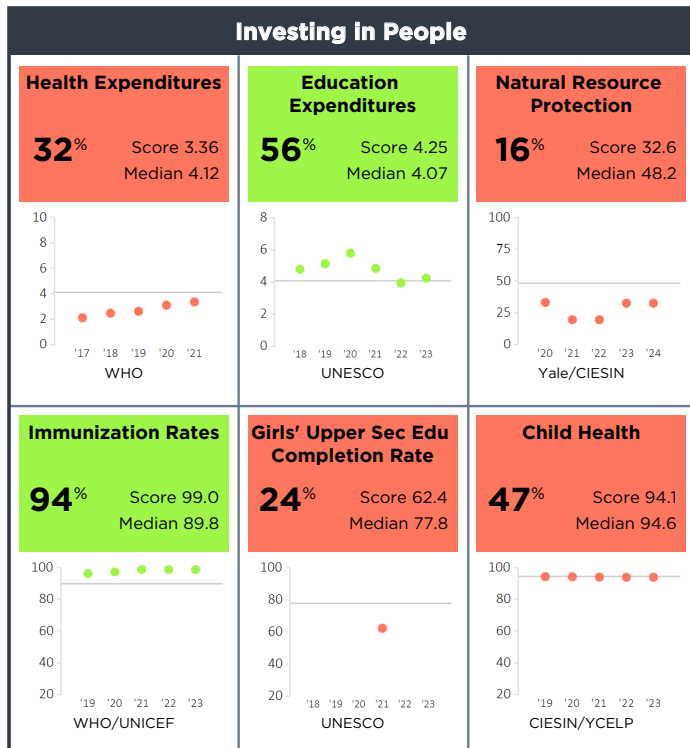
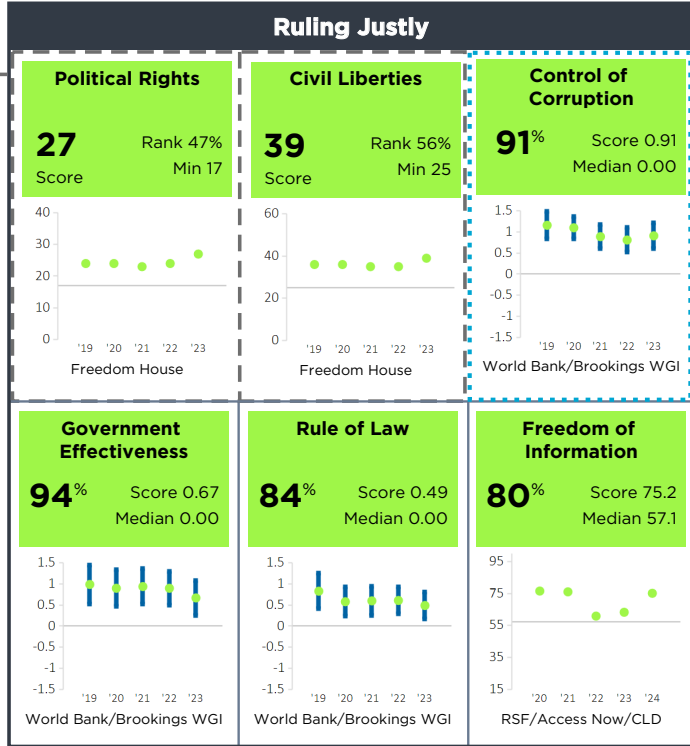
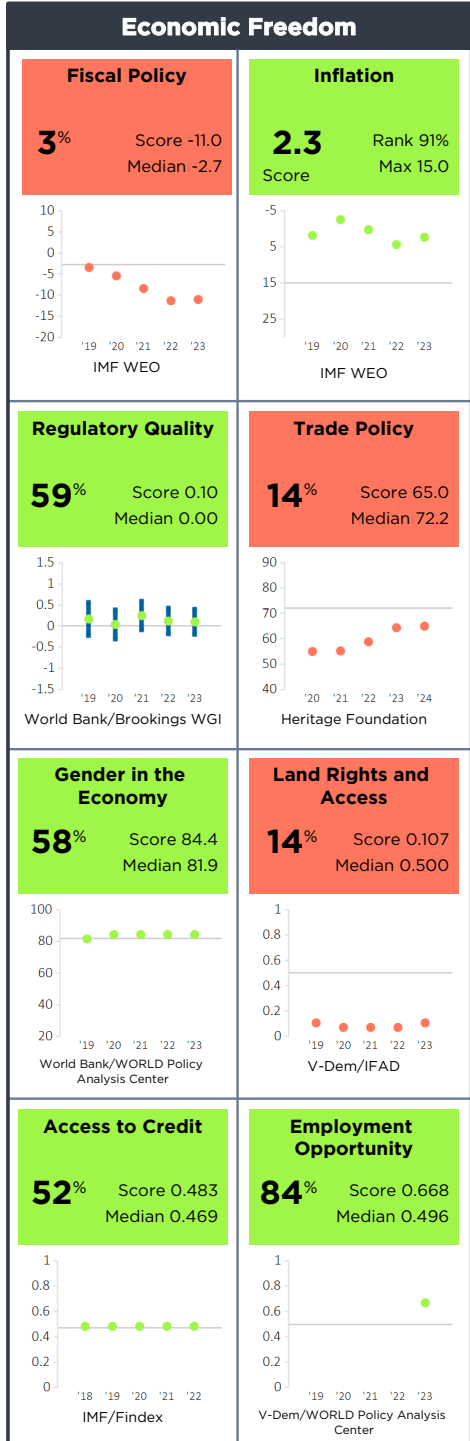
For more information regarding the Millennium Challenge Account Selection Process and these indicators, please consult MCC's website [www.mcc.gov/selection](http://www.mcc.gov/selection)

\* Indicates the country has a score this year, but the score is outside the range of scores shown on the chart.

# Fiji FY25

Population 936,000  
 GNI/Cap \$5,580  
 Category GNI/Cap \$4,516 - \$7,895

Half Scorecard Passed   
 Control of Corruption   
 Democratic Rights



For more information regarding the Millennium Challenge Account Selection Process and these indicators, please consult MCC's website [www.mcc.gov/selection](http://www.mcc.gov/selection)

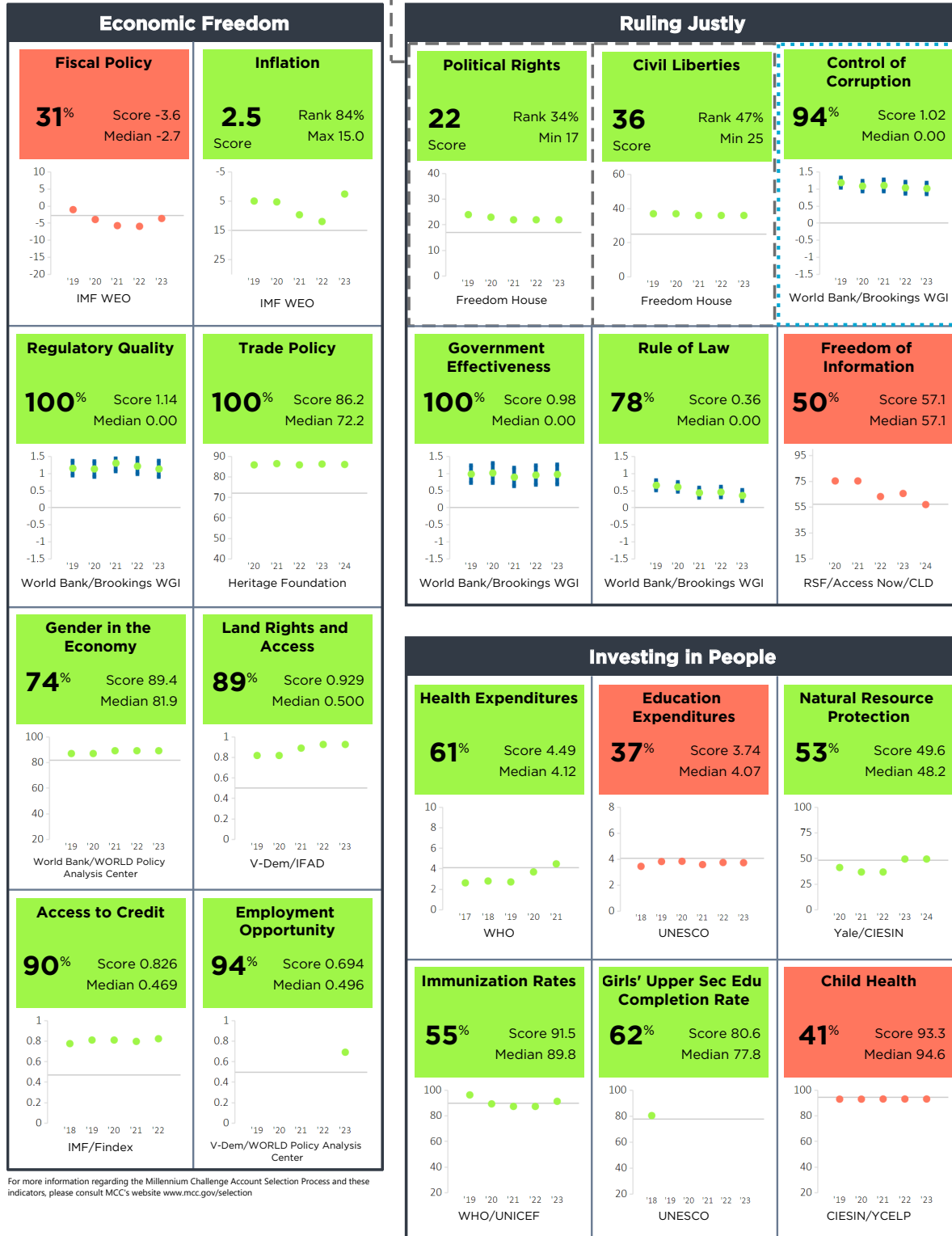


# Georgia FY25

Population 3,760,000  
 GNI/Cap \$6,680  
 Category GNI/Cap \$4,516 - \$7,895

Half Scorecard Passed ✓  
 Control of Corruption ✓  
 Democratic Rights ✓

Georgia



For more information regarding the Millennium Challenge Account Selection Process and these indicators, please consult MCC's website [www.mcc.gov/selection](http://www.mcc.gov/selection)

# Guatemala FY25

Population 17,602,000  
 GNI/Cap \$5,580  
 Category GNI/Cap \$4,516 - \$7,895

Half Scorecard Passed **X**  
 Control of Corruption **X**  
 Democratic Rights **✓**

Guatemala

### Economic Freedom

<b>Fiscal Policy</b> <b>66%</b> Score -1.4 Median -2.7 	<b>Inflation</b> <b>6.2</b> Rank 44% Score Max 15.0 
<b>Regulatory Quality</b> <b>41%</b> Score -0.10 Median 0.00 	<b>Trade Policy</b> <b>50%</b> Score 72.2 Median 72.2 
<b>Gender in the Economy</b> <b>29%</b> Score 74.4 Median 81.9 	<b>Land Rights and Access</b> <b>36%</b> Score 0.393 Median 0.500 
<b>Access to Credit</b> <b>35%</b> Score 0.388 Median 0.469 	<b>Employment Opportunity</b> <b>31%</b> Score 0.376 Median 0.496 

### Ruling Justly

<b>Political Rights</b> <b>17</b> Rank 25% Score Min 17 	<b>Civil Liberties</b> <b>29</b> Rank 31% Score Min 25 	<b>Control of Corruption</b> <b>16%</b> Score -0.72 Median 0.00 
<b>Government Effectiveness</b> <b>19%</b> Score -0.71 Median 0.00 	<b>Rule of Law</b> <b>13%</b> Score -0.89 Median 0.00 	<b>Freedom of Information</b> <b>23%</b> Score 46.3 Median 57.1 

### Investing in People

<b>Health Expenditures</b> <b>13%</b> Score 2.33 Median 4.12 	<b>Education Expenditures</b> <b>26%</b> Score 3.18 Median 4.07 	<b>Natural Resource Protection</b> <b>22%</b> Score 37.5 Median 48.2 
<b>Immunization Rates</b> <b>32%</b> Score 85.5 Median 89.8 	<b>Girls' Upper Sec Edu Completion Rate</b> <b>0%</b> Score 24.2 Median 77.8 	<b>Child Health</b> <b>9%</b> Score 86.6 Median 94.6 

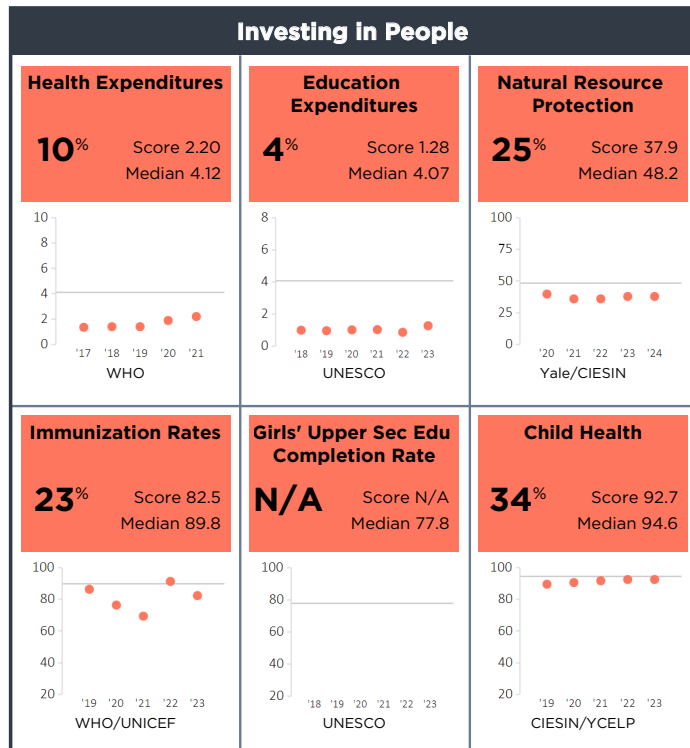
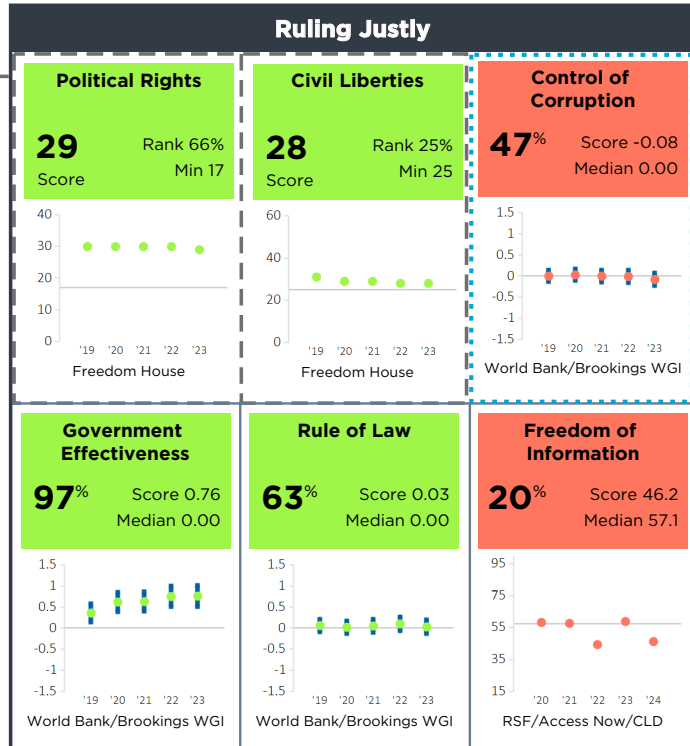
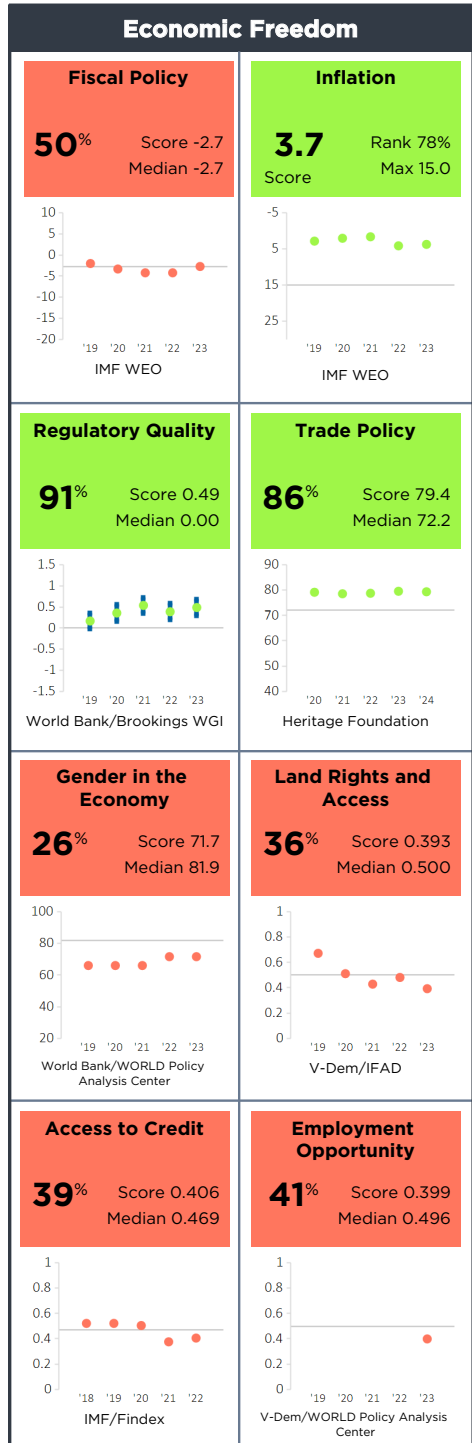
For more information regarding the Millennium Challenge Account Selection Process and these indicators, please consult MCC's website [www.mcc.gov/selection](http://www.mcc.gov/selection)

# Indonesia FY25

Population 277,534,000  
 GNI/Cap \$4,870  
 Category GNI/Cap \$4,516 - \$7,895

Half Scorecard Passed **X**  
 Control of Corruption **X**  
 Democratic Rights **✓**

Indonesia



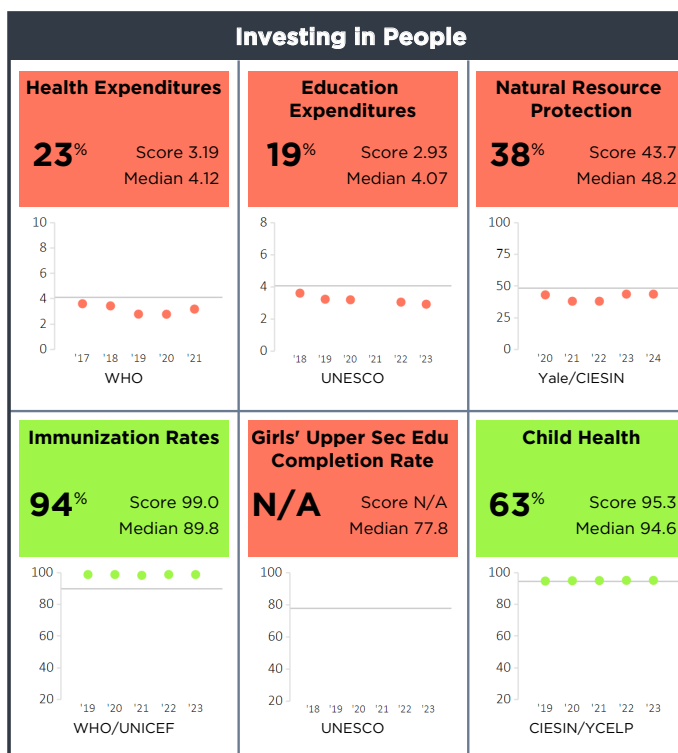
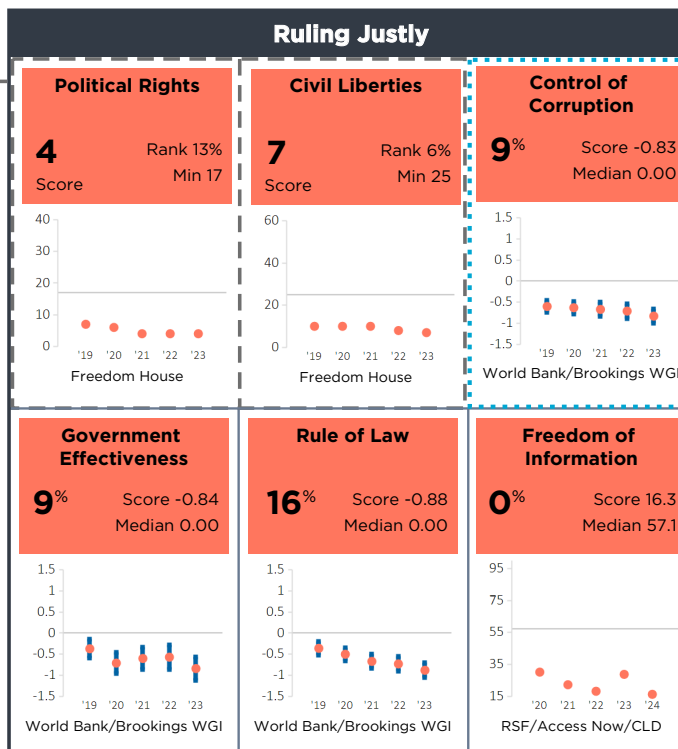
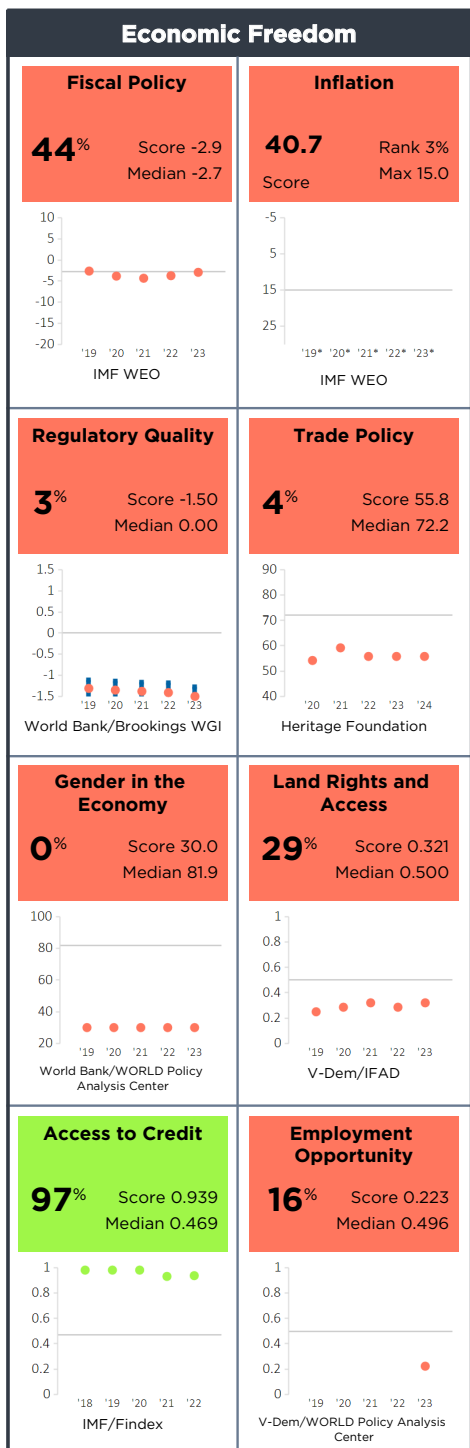
For more information regarding the Millennium Challenge Account Selection Process and these indicators, please consult MCC's website [www.mcc.gov/selection](http://www.mcc.gov/selection)



# Iran, Islamic Rep. FY25

Population 89,173,000  
 GNI/Cap \$4,680  
 Category GNI/Cap \$4,516 - \$7,895

Half Scorecard Passed **X**  
 Control of Corruption **X**  
 Democratic Rights **X**



For more information regarding the Millennium Challenge Account Selection Process and these indicators, please consult MCC's website [www.mcc.gov/selection](http://www.mcc.gov/selection)

\* Indicates the country has a score this year, but the score is outside the range of scores shown on the chart.

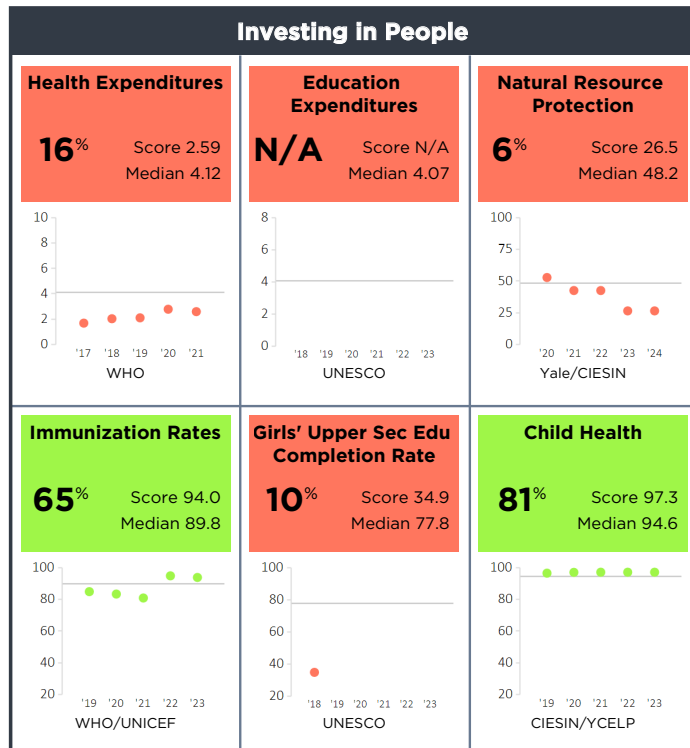
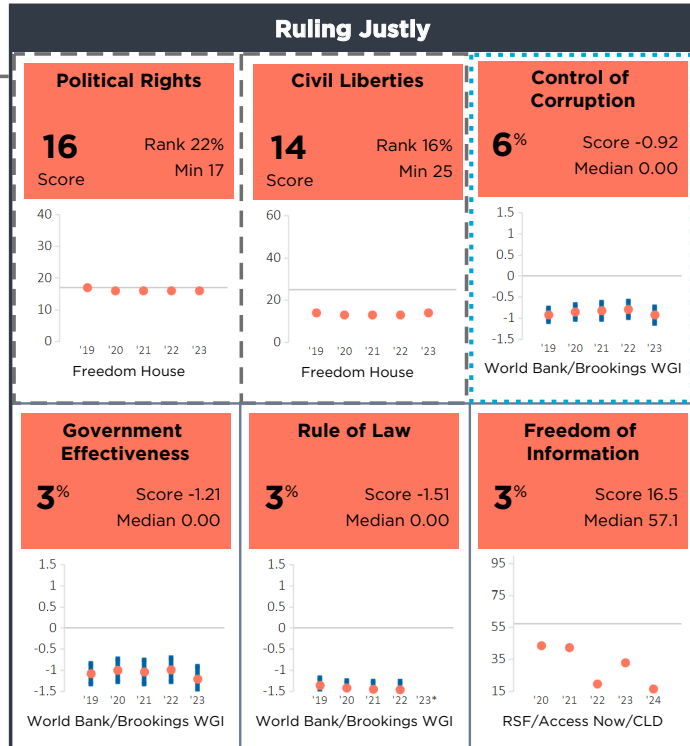
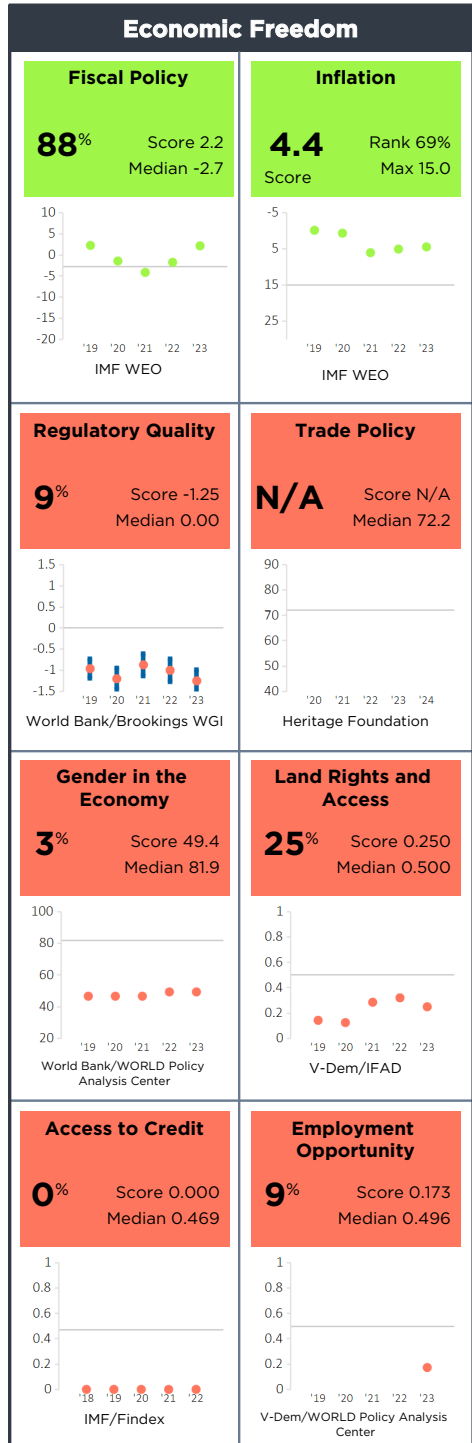


# Iraq FY25

Population 45,505,000  
 GNI/Cap \$5,600  
 Category GNI/Cap \$4,516 - \$7,895

Half Scorecard Passed **X**  
 Control of Corruption **X**  
 Democratic Rights **X**

Iraq



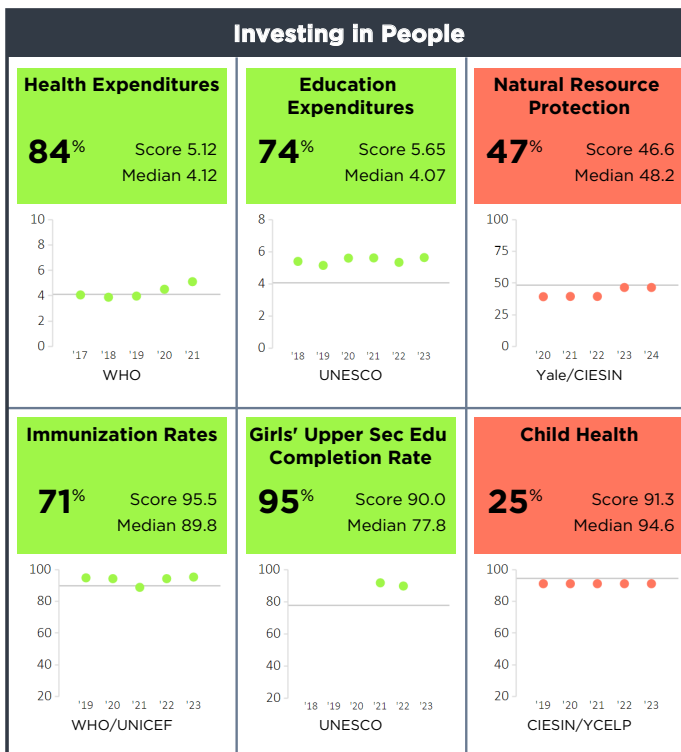
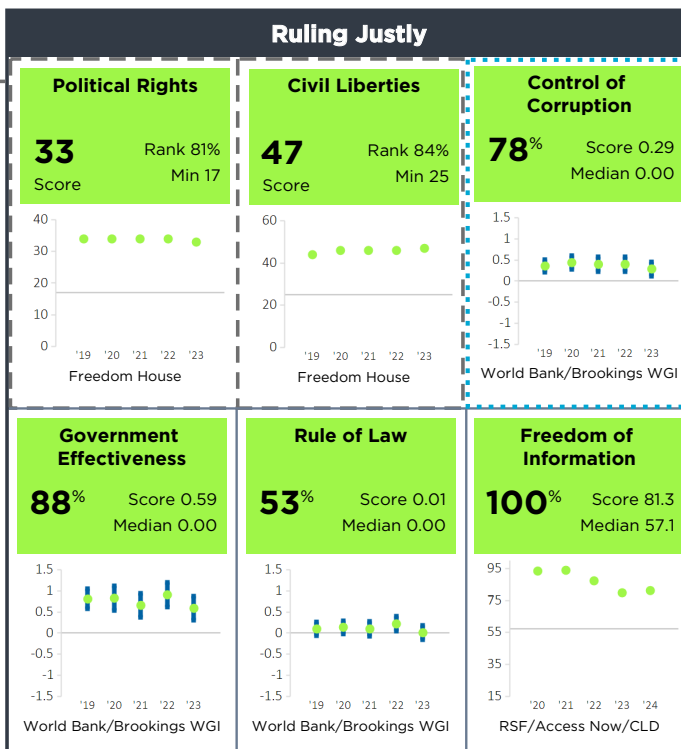
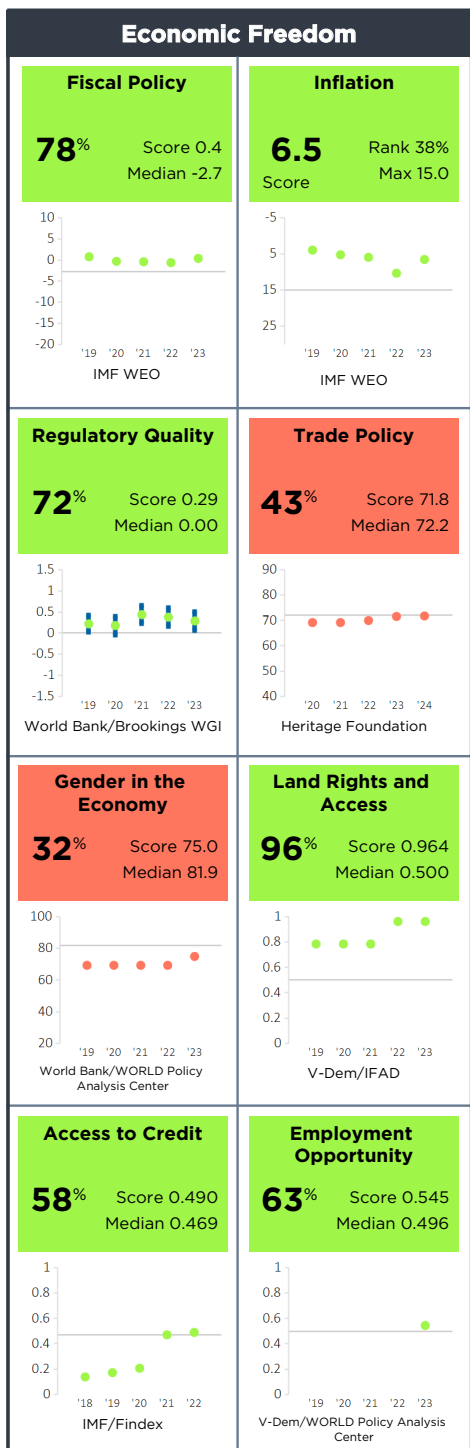
For more information regarding the Millennium Challenge Account Selection Process and these indicators, please consult MCC's website [www.mcc.gov/selection](http://www.mcc.gov/selection)

\* Indicates the country has a score this year, but the score is outside the range of scores shown on the chart.

# Jamaica FY25

Population 2,826,000  
 GNI/Cap \$6,150  
 Category GNI/Cap \$4,516 - \$7,895

Half Scorecard Passed   
 Control of Corruption   
 Democratic Rights



For more information regarding the Millennium Challenge Account Selection Process and these indicators, please consult MCC's website [www.mcc.gov/selection](http://www.mcc.gov/selection)

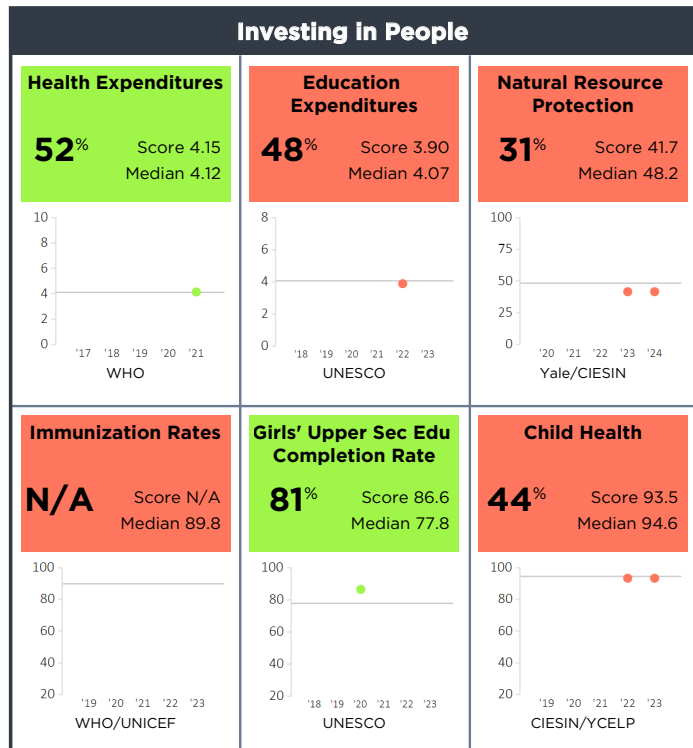
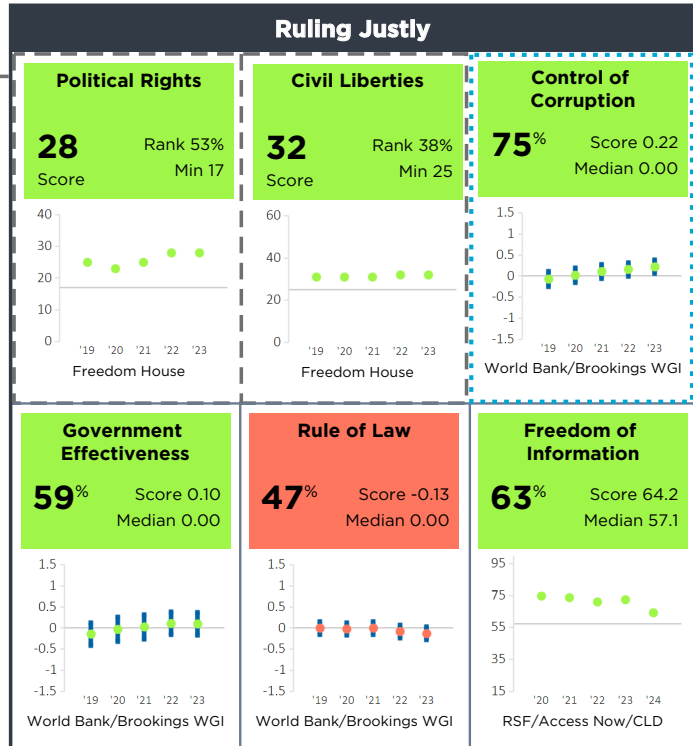
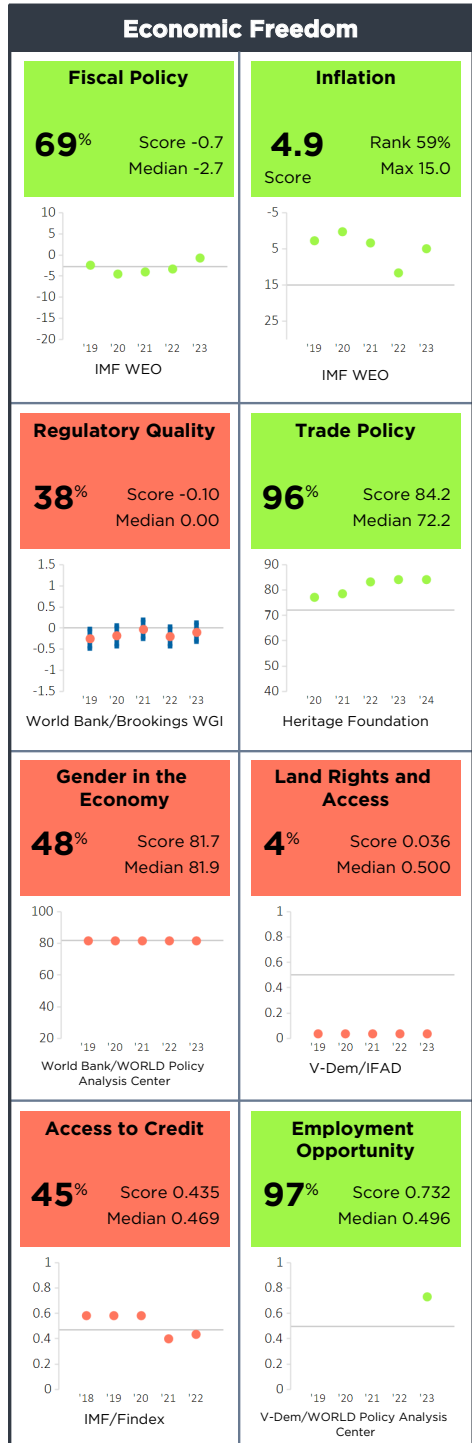
Jamaica

# Kosovo FY25

Population 1,756,000  
 GNI/Cap \$5,980  
 Category GNI/Cap \$4,516 - \$7,895

Half Scorecard Passed ✓  
 Control of Corruption ✓  
 Democratic Rights ✓

Kosovo

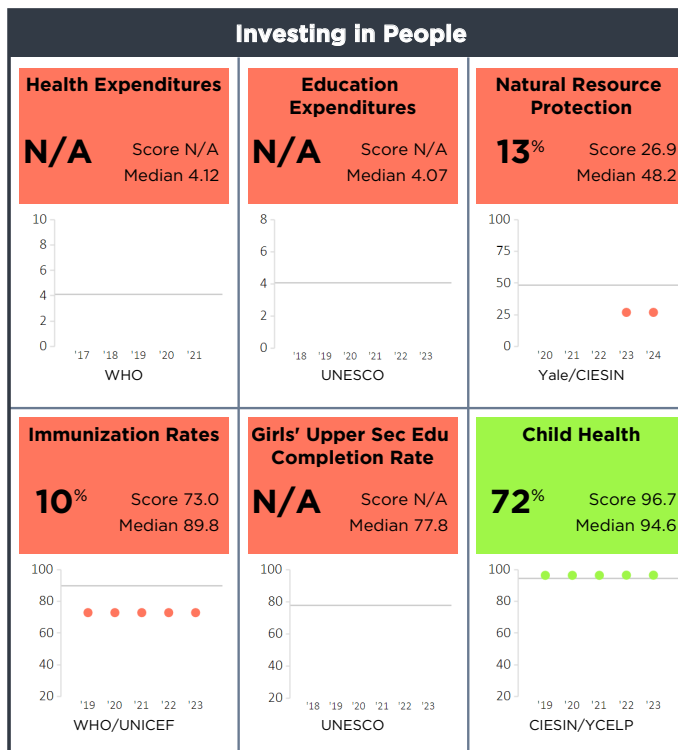
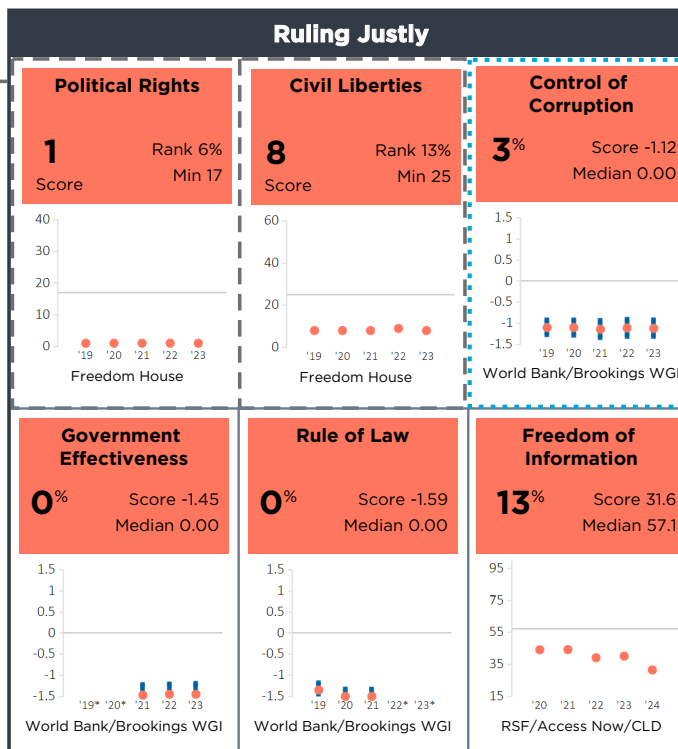
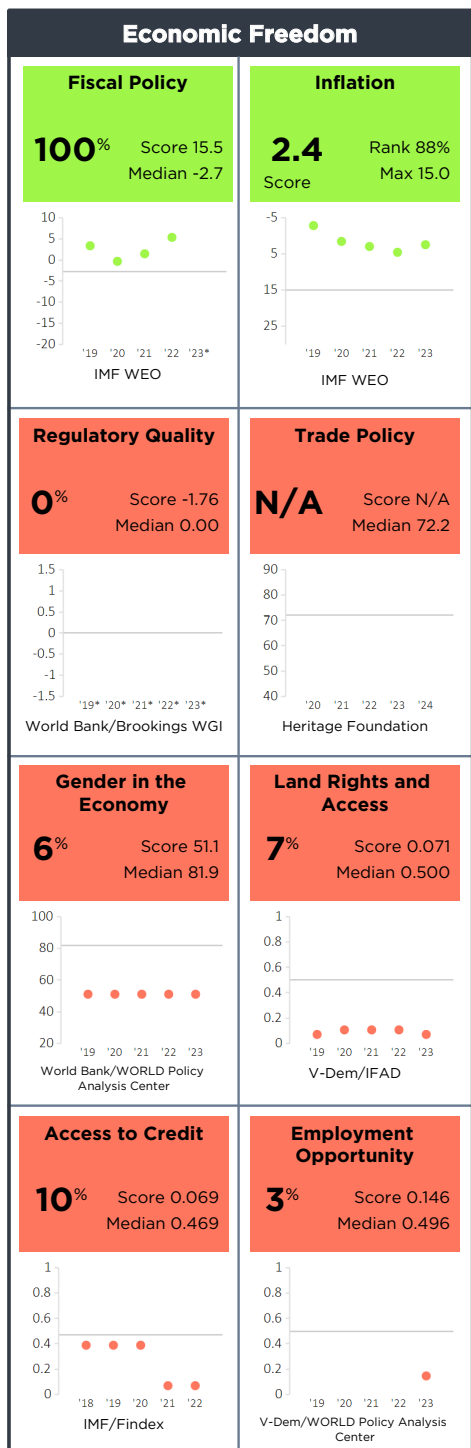


For more information regarding the Millennium Challenge Account Selection Process and these indicators, please consult MCC's website [www.mcc.gov/selection](http://www.mcc.gov/selection)

# Libya FY25

Population 6,888,000  
 GNI/Cap \$7,570  
 Category GNI/Cap \$4,516 - \$7,895

Half Scorecard Passed **X**  
 Control of Corruption **X**  
 Democratic Rights **X**



For more information regarding the Millennium Challenge Account Selection Process and these indicators, please consult MCC's website [www.mcc.gov/selection](http://www.mcc.gov/selection)

\* Indicates the country has a score this year, but the score is outside the range of scores shown on the chart.

Libya

# Marshall Islands FY25

Population 42,000  
 GNI/Cap \$7,570  
 Category GNI/Cap \$4,516 - \$7,895

Half Scorecard Passed X

Control of Corruption ✓

Democratic Rights ✓

Marshall Islands

### Economic Freedom

<b>Fiscal Policy</b> <b>81%</b> Score 0.5 Median -2.7 <p>IMF WEO</p>	<b>Inflation</b> <b>7.4</b> Rank 34% Score Max 15.0 <p>IMF WEO</p>
<b>Regulatory Quality</b> <b>28%</b> Score -0.23 Median 0.00 <p>World Bank/Brookings WGI</p>	<b>Trade Policy</b> <b>N/A</b> Score N/A Median 72.2 <p>Heritage Foundation</p>
<b>Gender in the Economy</b> <b>23%</b> Score 65.0 Median 81.9 <p>World Bank/WORLD Policy Analysis Center</p>	<b>Land Rights and Access</b> <b>N/A</b> Score N/A Median 0.500 <p>V-Dem/IFAD</p>
<b>Access to Credit</b> <b>13%</b> Score 0.103 Median 0.469 <p>IMF/Findex</p>	<b>Employment Opportunity</b> <b>13%</b> Score 0.194 Median 0.496 <p>V-Dem/WORLD Policy Analysis Center</p>

### Ruling Justly

<b>Political Rights</b> <b>38</b> Rank 100% Score Min 17 <p>Freedom House</p>	<b>Civil Liberties</b> <b>55</b> Rank 97% Score Min 25 <p>Freedom House</p>	<b>Control of Corruption</b> <b>88%</b> Score 0.82 Median 0.00 <p>World Bank/Brookings WGI</p>
<b>Government Effectiveness</b> <b>78%</b> Score 0.25 Median 0.00 <p>World Bank/Brookings WGI</p>	<b>Rule of Law</b> <b>97%</b> Score 0.86 Median 0.00 <p>World Bank/Brookings WGI</p>	<b>Freedom of Information</b> <b>N/A</b> Score N/A Median 57.1 <p>RSF/Access Now/CLD</p>

### Investing in People

<b>Health Expenditures</b> <b>90%</b> Score 5.32 Median 4.12 <p>WHO</p>	<b>Education Expenditures</b> <b>89%</b> Score 7.54 Median 4.07 <p>UNESCO</p>	<b>Natural Resource Protection</b> <b>0%</b> Score 24.1 Median 48.2 <p>Yale/CIESIN</p>
<b>Immunization Rates</b> <b>39%</b> Score 86.5 Median 89.8 <p>WHO/UNICEF</p>	<b>Girls' Upper Sec Edu Completion Rate</b> <b>N/A</b> Score N/A Median 77.8 <p>UNESCO</p>	<b>Child Health</b> <b>13%</b> Score 86.7 Median 94.6 <p>CIESIN/YCELP</p>

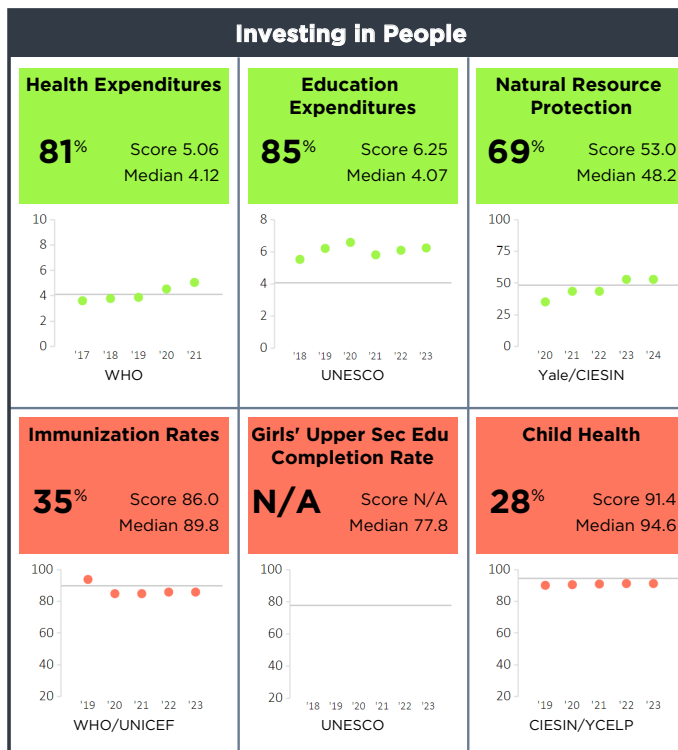
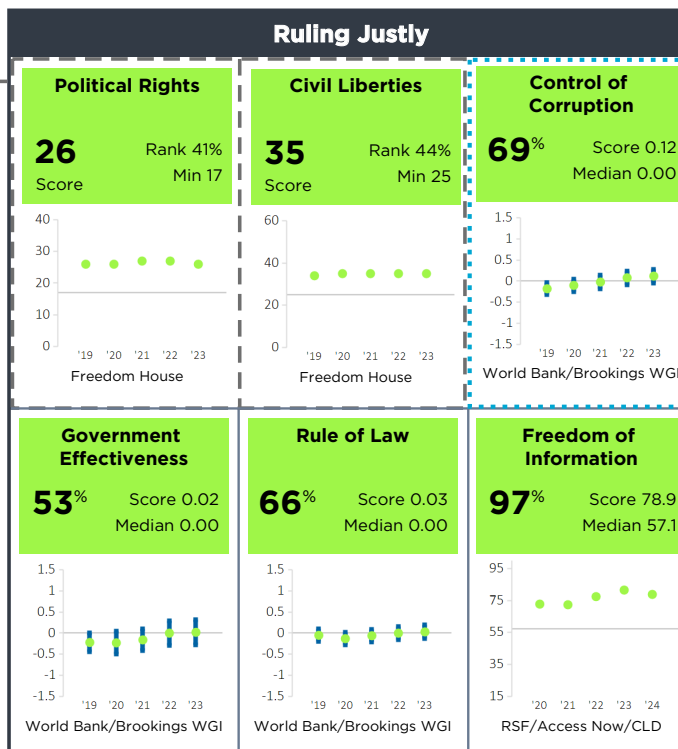
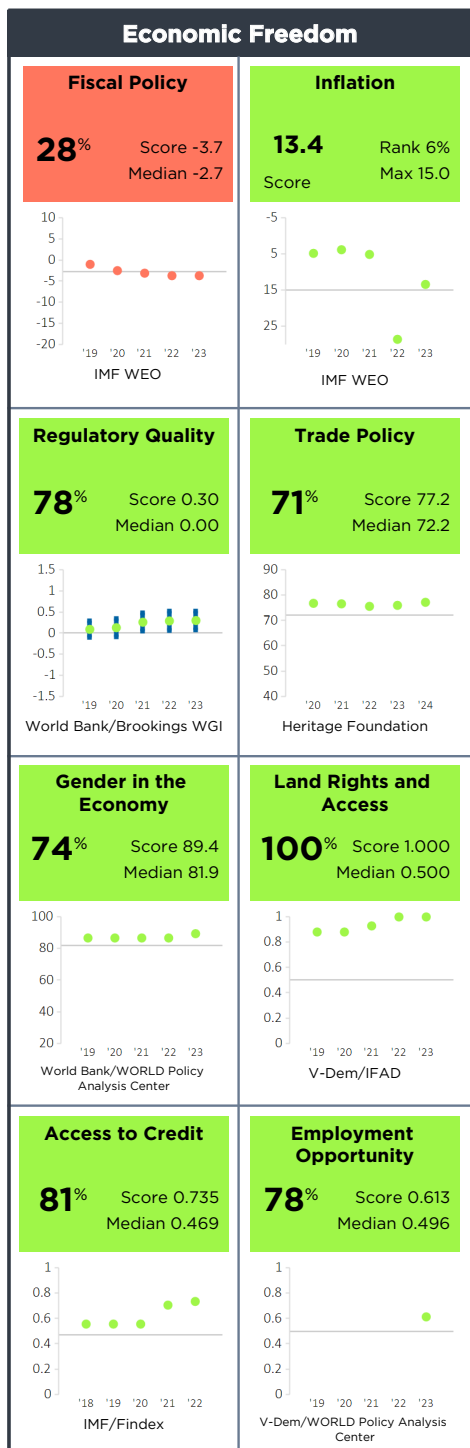
For more information regarding the Millennium Challenge Account Selection Process and these indicators, please consult MCC's website [www.mcc.gov/selection](http://www.mcc.gov/selection)

\* Indicates the country has a score this year, but the score is outside the range of scores shown on the chart.

# Moldova FY25

Population 2,487,000  
 GNI/Cap \$6,110  
 Category GNI/Cap \$4,516 - \$7,895

Half Scorecard Passed   
 Control of Corruption   
 Democratic Rights



For more information regarding the Millennium Challenge Account Selection Process and these indicators, please consult MCC's website [www.mcc.gov/selection](http://www.mcc.gov/selection)

Moldova

# Mongolia FY25

Population 3,447,000  
 GNI/Cap \$4,950  
 Category GNI/Cap \$4,516 - \$7,895

Half Scorecard Passed ✓  
 Control of Corruption ✗  
 Democratic Rights ✓

Mongolia

### Economic Freedom

<b>Fiscal Policy</b> <b>91%</b> Score 3.7 Median -2.7 <p>IMF/WEO</p>	<b>Inflation</b> <b>10.3</b> Rank 16% Score Max 15.0 <p>IMF/WEO</p>
<b>Regulatory Quality</b> <b>53%</b> Score 0.02 Median 0.00 <p>World Bank/Brookings WGI</p>	<b>Trade Policy</b> <b>64%</b> Score 74.4 Median 72.2 <p>Heritage Foundation</p>
<b>Gender in the Economy</b> <b>97%</b> Score 91.7 Median 81.9 <p>World Bank/WORLD Policy Analysis Center</p>	<b>Land Rights and Access</b> <b>89%</b> Score 0.929 Median 0.500 <p>V-Dem/IFAD</p>
<b>Access to Credit</b> <b>100%</b> Score 0.966 Median 0.469 <p>IMF/Findex</p>	<b>Employment Opportunity</b> <b>69%</b> Score 0.596 Median 0.496 <p>V-Dem/WORLD Policy Analysis Center</p>

### Ruling Justly

<b>Political Rights</b> <b>36</b> Rank 94% Score Min 17 <p>Freedom House</p>	<b>Civil Liberties</b> <b>48</b> Rank 88% Score Min 25 <p>Freedom House</p>	<b>Control of Corruption</b> <b>41%</b> Score -0.09 Median 0.00 <p>World Bank/Brookings WGI</p>
<b>Government Effectiveness</b> <b>31%</b> Score -0.29 Median 0.00 <p>World Bank/Brookings WGI</p>	<b>Rule of Law</b> <b>50%</b> Score 0.00 Median 0.00 <p>World Bank/Brookings WGI</p>	<b>Freedom of Information</b> <b>47%</b> Score 55.3 Median 57.1 <p>RSF/Access Now/CLD</p>

### Investing in People

<b>Health Expenditures</b> <b>65%</b> Score 4.53 Median 4.12 <p>WHO</p>	<b>Education Expenditures</b> <b>41%</b> Score 3.74 Median 4.07 <p>UNESCO</p>	<b>Natural Resource Protection</b> <b>88%</b> Score 60.4 Median 48.2 <p>Yale/CIESIN</p>
<b>Immunization Rates</b> <b>77%</b> Score 96.0 Median 89.8 <p>WHO/UNICEF</p>	<b>Girls' Upper Sec Edu Completion Rate</b> <b>71%</b> Score 82.0 Median 77.8 <p>UNESCO</p>	<b>Child Health</b> <b>6%</b> Score 83.6 Median 94.6 <p>CIESIN/YCELP</p>

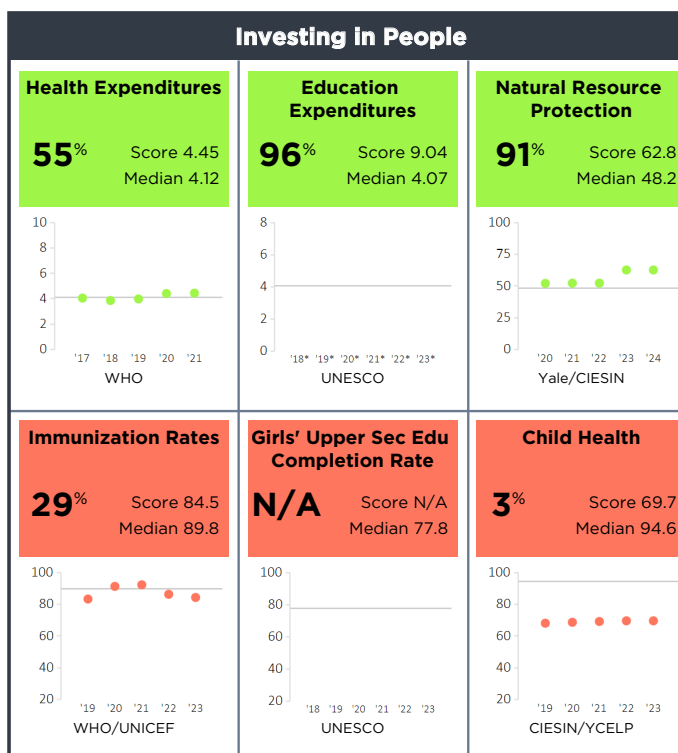
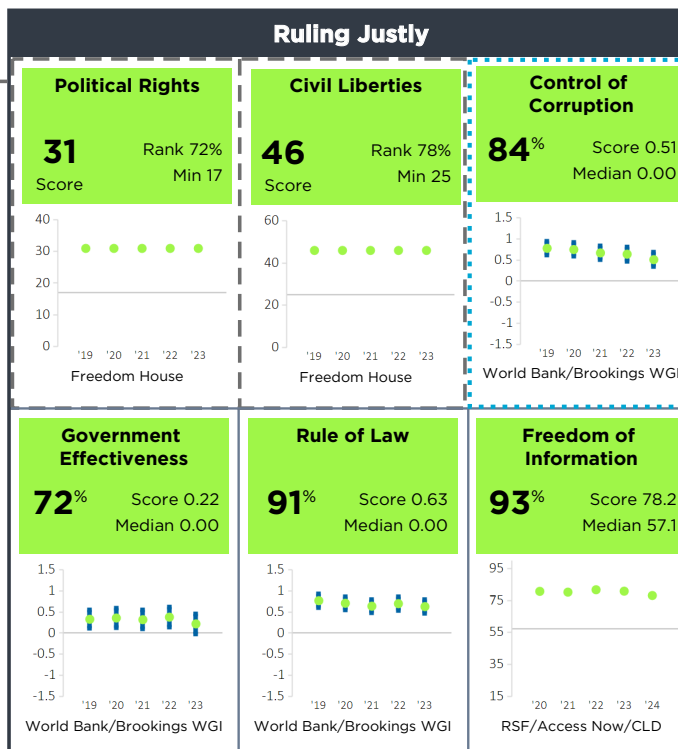
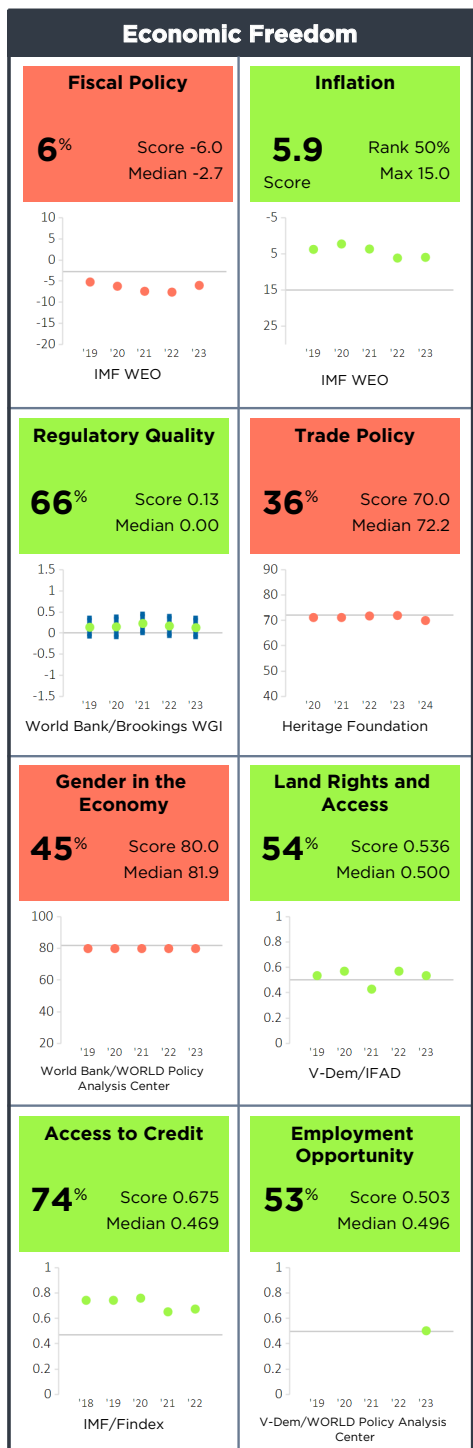
For more information regarding the Millennium Challenge Account Selection Process and these indicators, please consult MCC's website [www.mcc.gov/selection](http://www.mcc.gov/selection)



# Namibia FY25

Population 2,604,000  
 GNI/Cap \$4,870  
 Category GNI/Cap \$4,516 - \$7,895

Half Scorecard Passed   
 Control of Corruption   
 Democratic Rights



For more information regarding the Millennium Challenge Account Selection Process and these indicators, please consult MCC's website [www.mcc.gov/selection](http://www.mcc.gov/selection)

\* Indicates the country has a score this year, but the score is outside the range of scores shown on the chart.

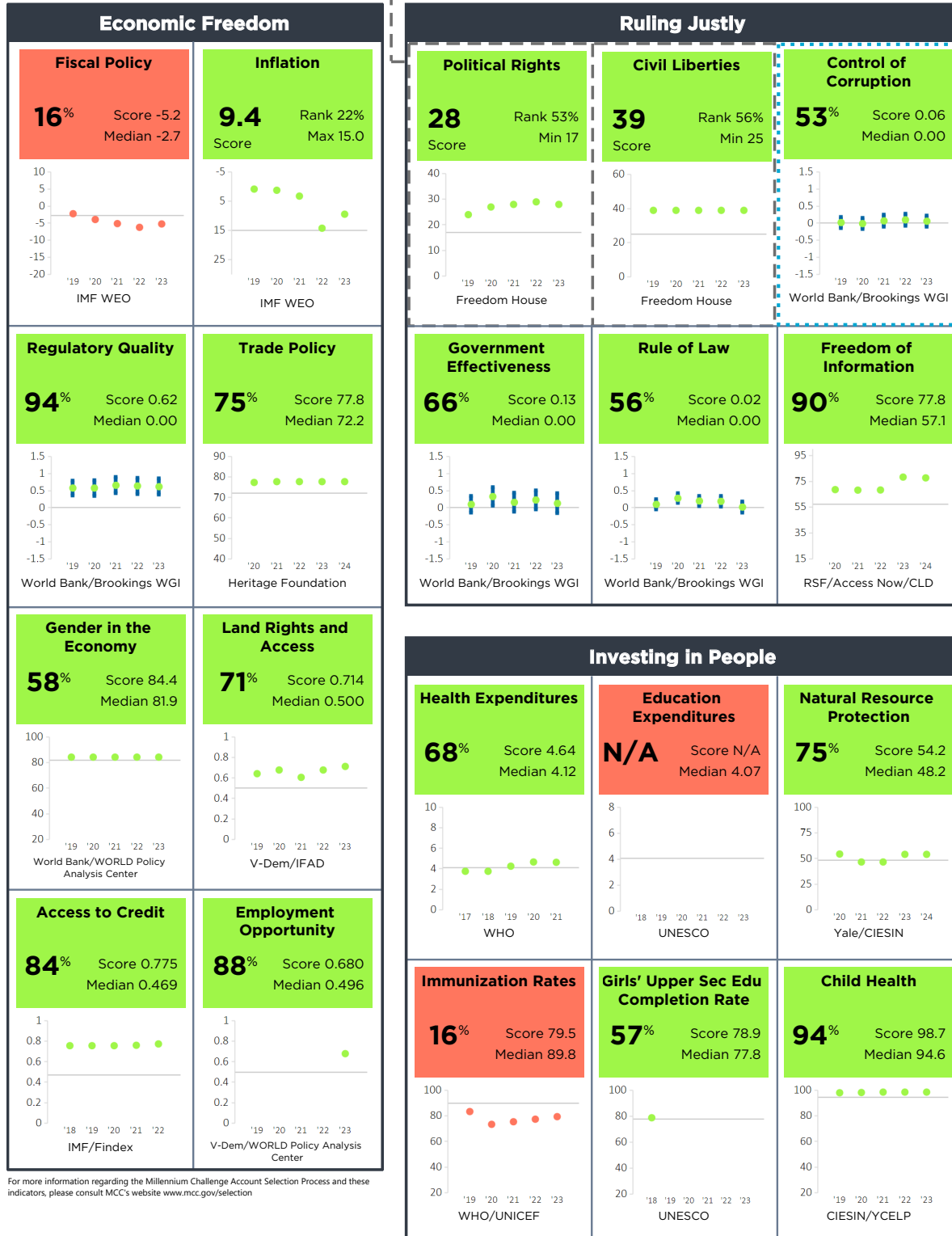
Namibia

# North Macedonia FY25

Population 1,812,000  
 GNI/Cap \$7,660  
 Category GNI/Cap \$4,516 - \$7,895

Half Scorecard Passed ✓  
 Control of Corruption ✓  
 Democratic Rights ✓

North Macedonia

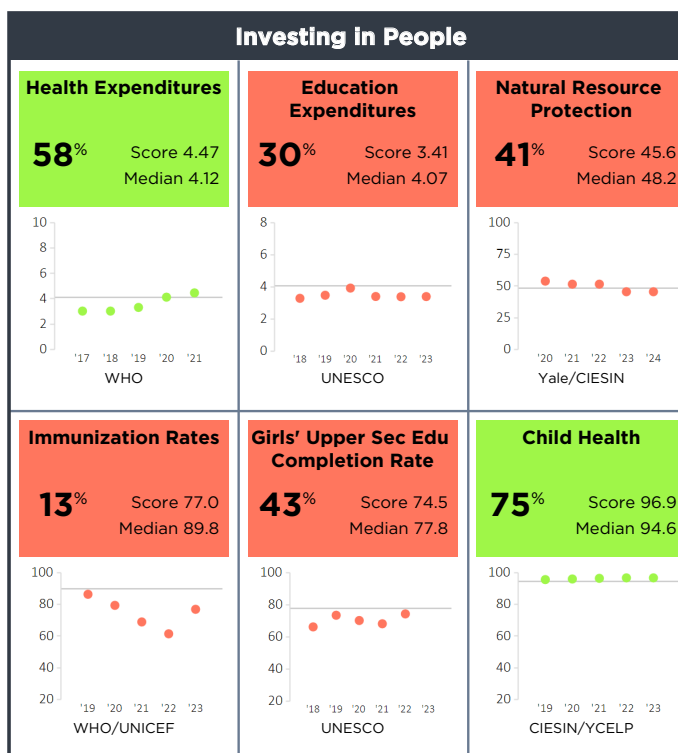
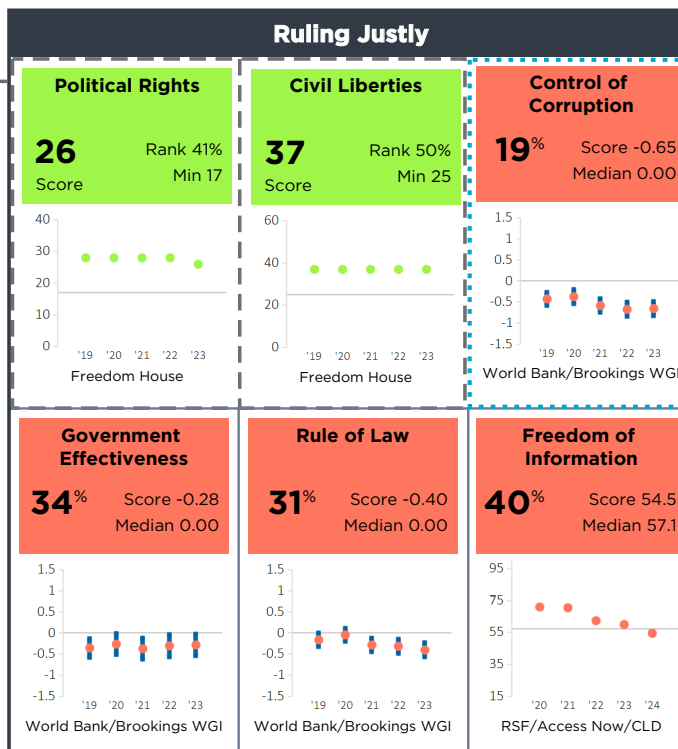
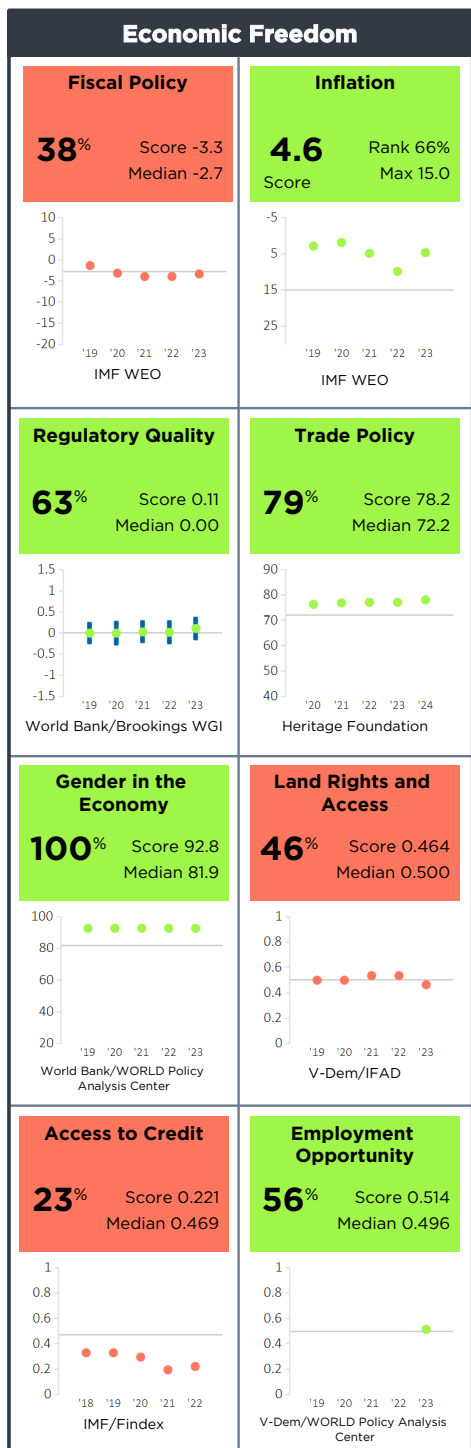


For more information regarding the Millennium Challenge Account Selection Process and these indicators, please consult MCC's website [www.mcc.gov/selection](http://www.mcc.gov/selection)

# Paraguay FY25

Population 6,862,000  
 GNI/Cap \$6,200  
 Category GNI/Cap \$4,516 - \$7,895

Half Scorecard Passed **X**  
 Control of Corruption **X**  
 Democratic Rights **✓**



For more information regarding the Millennium Challenge Account Selection Process and these indicators, please consult MCC's website [www.mcc.gov/selection](http://www.mcc.gov/selection)

Paraguay

# Peru FY25

Population 34,353,000  
 GNI/Cap \$6,990  
 Category GNI/Cap \$4,516 - \$7,895

Half Scorecard Passed ✓  
 Control of Corruption ✗  
 Democratic Rights ✓

Peru

### Economic Freedom

<b>Fiscal Policy</b> <b>56%</b> Score -2.2 Median -2.7 <p>IMF WEO</p>	<b>Inflation</b> <b>6.3</b> Rank 41% Score Max 15.0 <p>IMF WEO</p>
<b>Regulatory Quality</b> <b>88%</b> Score 0.48 Median 0.00 <p>World Bank/Brookings WGI</p>	<b>Trade Policy</b> <b>89%</b> Score 81.6 Median 72.2 <p>Heritage Foundation</p>
<b>Gender in the Economy</b> <b>94%</b> Score 91.1 Median 81.9 <p>World Bank/WORLD Policy Analysis Center</p>	<b>Land Rights and Access</b> <b>61%</b> Score 0.607 Median 0.500 <p>V-Dem/IFAD</p>
<b>Access to Credit</b> <b>61%</b> Score 0.575 Median 0.469 <p>IMF/Findex</p>	<b>Employment Opportunity</b> <b>66%</b> Score 0.587 Median 0.496 <p>V-Dem/WORLD Policy Analysis Center</p>

### Ruling Justly

<b>Political Rights</b> <b>27</b> Rank 47% Score Min 17 <p>Freedom House</p>	<b>Civil Liberties</b> <b>39</b> Rank 56% Score Min 25 <p>Freedom House</p>	<b>Control of Corruption</b> <b>22%</b> Score -0.32 Median 0.00 <p>World Bank/Brookings WGI</p>
<b>Government Effectiveness</b> <b>28%</b> Score -0.31 Median 0.00 <p>World Bank/Brookings WGI</p>	<b>Rule of Law</b> <b>38%</b> Score -0.35 Median 0.00 <p>World Bank/Brookings WGI</p>	<b>Freedom of Information</b> <b>33%</b> Score 51.8 Median 57.1 <p>RSF/Access Now/CLD</p>

### Investing in People

<b>Health Expenditures</b> <b>45%</b> Score 3.99 Median 4.12 <p>WHO</p>	<b>Education Expenditures</b> <b>52%</b> Score 4.24 Median 4.07 <p>UNESCO</p>	<b>Natural Resource Protection</b> <b>66%</b> Score 52.0 Median 48.2 <p>Yale/CIESIN</p>
<b>Immunization Rates</b> <b>26%</b> Score 84.0 Median 89.8 <p>WHO/UNICEF</p>	<b>Girls' Upper Sec Edu Completion Rate</b> <b>86%</b> Score 89.8 Median 77.8 <p>UNESCO</p>	<b>Child Health</b> <b>22%</b> Score 89.6 Median 94.6 <p>CIESIN/YCELP</p>

For more information regarding the Millennium Challenge Account Selection Process and these indicators, please consult MCC's website [www.mcc.gov/selection](http://www.mcc.gov/selection)

# South Africa FY25

Population 60,414,000  
 GNI/Cap \$6,750  
 Category GNI/Cap \$4,516 - \$7,895

Half Scorecard Passed   
 Control of Corruption   
 Democratic Rights

South Africa

### Economic Freedom

<b>Fiscal Policy</b> <b>13%</b> Score -5.2 Median -2.7 <p>IMF WEO</p>	<b>Inflation</b> <b>5.9</b> Rank 47% Score Max 15.0 <p>IMF WEO</p>
<b>Regulatory Quality</b> <b>47%</b> Score -0.03 Median 0.00 <p>World Bank/Brookings WGI</p>	<b>Trade Policy</b> <b>25%</b> Score 68.4 Median 72.2 <p>Heritage Foundation</p>
<b>Gender in the Economy</b> <b>71%</b> Score 87.2 Median 81.9 <p>World Bank/WORLD Policy Analysis Center</p>	<b>Land Rights and Access</b> <b>64%</b> Score 0.643 Median 0.500 <p>V-Dem/IFAD</p>
<b>Access to Credit</b> <b>71%</b> Score 0.624 Median 0.469 <p>IMF/Findex</p>	<b>Employment Opportunity</b> <b>75%</b> Score 0.608 Median 0.496 <p>V-Dem/WORLD Policy Analysis Center</p>

### Ruling Justly

<b>Political Rights</b> <b>33</b> Rank 81% Score Min 17 <p>Freedom House</p>	<b>Civil Liberties</b> <b>46</b> Rank 78% Score Min 25 <p>Freedom House</p>	<b>Control of Corruption</b> <b>66%</b> Score 0.12 Median 0.00 <p>World Bank/Brookings WGI</p>
<b>Government Effectiveness</b> <b>47%</b> Score -0.07 Median 0.00 <p>World Bank/Brookings WGI</p>	<b>Rule of Law</b> <b>75%</b> Score 0.27 Median 0.00 <p>World Bank/Brookings WGI</p>	<b>Freedom of Information</b> <b>87%</b> Score 77.7 Median 57.1 <p>RSF/Access Now/CLD</p>

### Investing in People

<b>Health Expenditures</b> <b>77%</b> Score 5.00 Median 4.12 <p>WHO</p>	<b>Education Expenditures</b> <b>81%</b> Score 6.15 Median 4.07 <p>UNESCO</p>	<b>Natural Resource Protection</b> <b>34%</b> Score 41.8 Median 48.2 <p>Yale/CIESIN</p>
<b>Immunization Rates</b> <b>16%</b> Score 79.5 Median 89.8 <p>WHO/UNICEF</p>	<b>Girls' Upper Sec Edu Completion Rate</b> <b>38%</b> Score 65.3 Median 77.8 <p>UNESCO</p>	<b>Child Health</b> <b>19%</b> Score 87.6 Median 94.6 <p>CIESIN/YCELP</p>

For more information regarding the Millennium Challenge Account Selection Process and these indicators, please consult MCC's website [www.mcc.gov/selection](http://www.mcc.gov/selection)

# Suriname FY25

Population 623,000  
 GNI/Cap \$5,360  
 Category GNI/Cap \$4,516 - \$7,895

Half Scorecard Passed **X**

Control of Corruption **X**

Democratic Rights **✓**

Suriname

### Economic Freedom

<b>Fiscal Policy</b> <b>34%</b> Score -3.3 Median -2.7 <p>IMF WEO</p>	<b>Inflation</b> <b>51.6</b> Rank 0% Score Max 15.0 <p>IMF WEO</p>
<b>Regulatory Quality</b> <b>19%</b> Score -0.54 Median 0.00 <p>World Bank/Brookings WGI</p>	<b>Trade Policy</b> <b>18%</b> Score 65.4 Median 72.2 <p>Heritage Foundation</p>
<b>Gender in the Economy</b> <b>39%</b> Score 77.2 Median 81.9 <p>World Bank/WORLD Policy Analysis Center</p>	<b>Land Rights and Access</b> <b>86%</b> Score 0.893 Median 0.500 <p>V-Dem/IFAD</p>
<b>Access to Credit</b> <b>42%</b> Score 0.414 Median 0.469 <p>IMF/Findex</p>	<b>Employment Opportunity</b> <b>81%</b> Score 0.621 Median 0.496 <p>V-Dem/WORLD Policy Analysis Center</p>

### Ruling Justly

<b>Political Rights</b> <b>34</b> Rank 88% Score Min 17 <p>Freedom House</p>	<b>Civil Liberties</b> <b>45</b> Rank 75% Score Min 25 <p>Freedom House</p>	<b>Control of Corruption</b> <b>50%</b> Score 0.00 Median 0.00 <p>World Bank/Brookings WGI</p>
<b>Government Effectiveness</b> <b>16%</b> Score -0.78 Median 0.00 <p>World Bank/Brookings WGI</p>	<b>Rule of Law</b> <b>72%</b> Score 0.12 Median 0.00 <p>World Bank/Brookings WGI</p>	<b>Freedom of Information</b> <b>77%</b> Score 74.1 Median 57.1 <p>RSF/Access Now/CLD</p>

### Investing in People

<b>Health Expenditures</b> <b>29%</b> Score 3.33 Median 4.12 <p>WHO</p>	<b>Education Expenditures</b> <b>15%</b> Score 2.87 Median 4.07 <p>UNESCO</p>	<b>Natural Resource Protection</b> <b>94%</b> Score 64.3 Median 48.2 <p>Yale/CIESIN</p>
<b>Immunization Rates</b> <b>3%</b> Score 71.5 Median 89.8 <p>WHO/UNICEF</p>	<b>Girls' Upper Sec Edu Completion Rate</b> <b>5%</b> Score 27.3 Median 77.8 <p>UNESCO</p>	<b>Child Health</b> <b>56%</b> Score 95.2 Median 94.6 <p>CIESIN/YCELP</p>

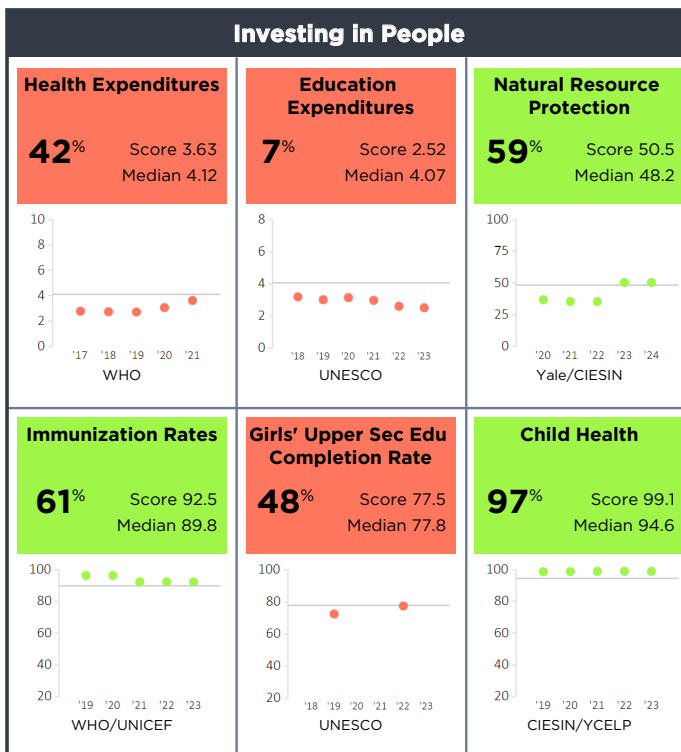
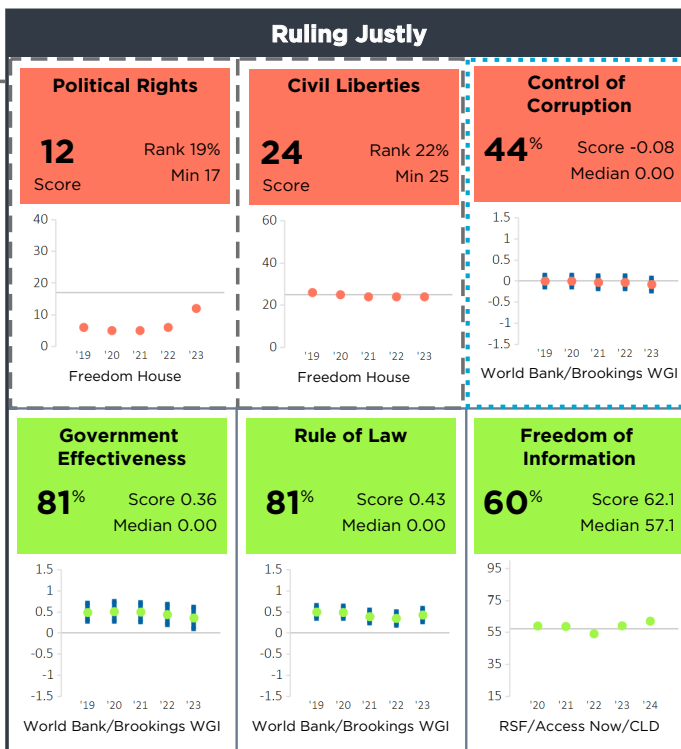
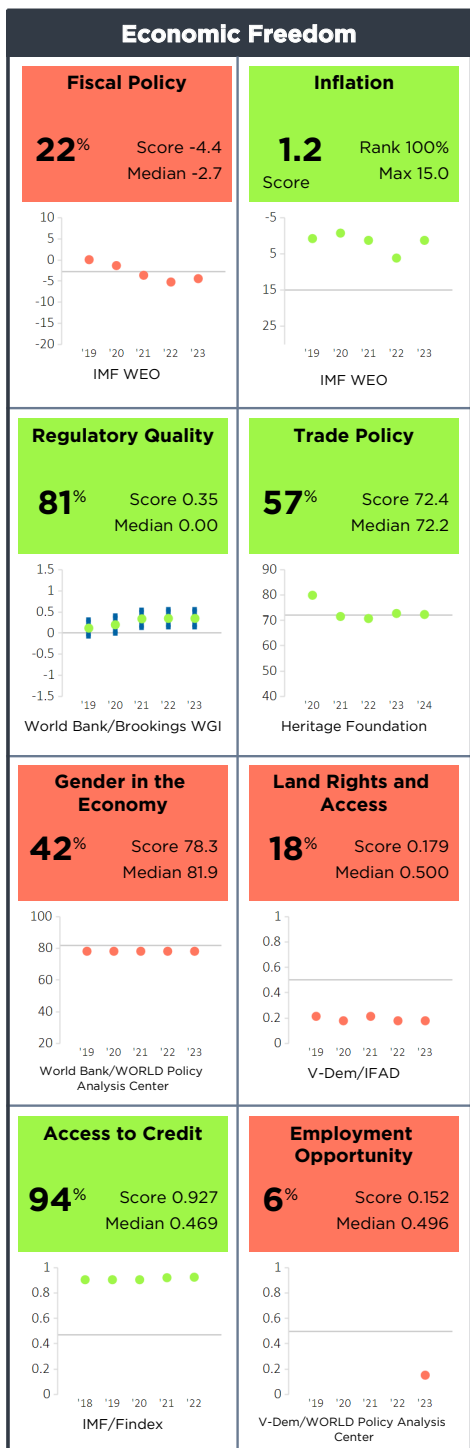
For more information regarding the Millennium Challenge Account Selection Process and these indicators, please consult MCC's website [www.mcc.gov/selection](http://www.mcc.gov/selection)

\* Indicates the country has a score this year, but the score is outside the range of scores shown on the chart.

# Thailand FY25

Population 71,801,000  
 GNI/Cap \$7,180  
 Category GNI/Cap \$4,516 - \$7,895

Half Scorecard Passed ✓  
 Control of Corruption ✗  
 Democratic Rights ✗



For more information regarding the Millennium Challenge Account Selection Process and these indicators, please consult MCC's website [www.mcc.gov/selection](http://www.mcc.gov/selection)

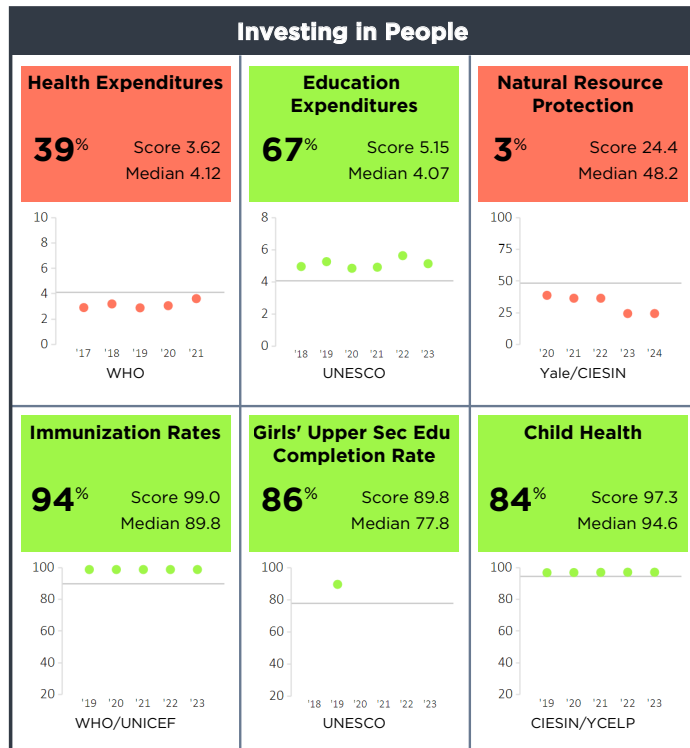
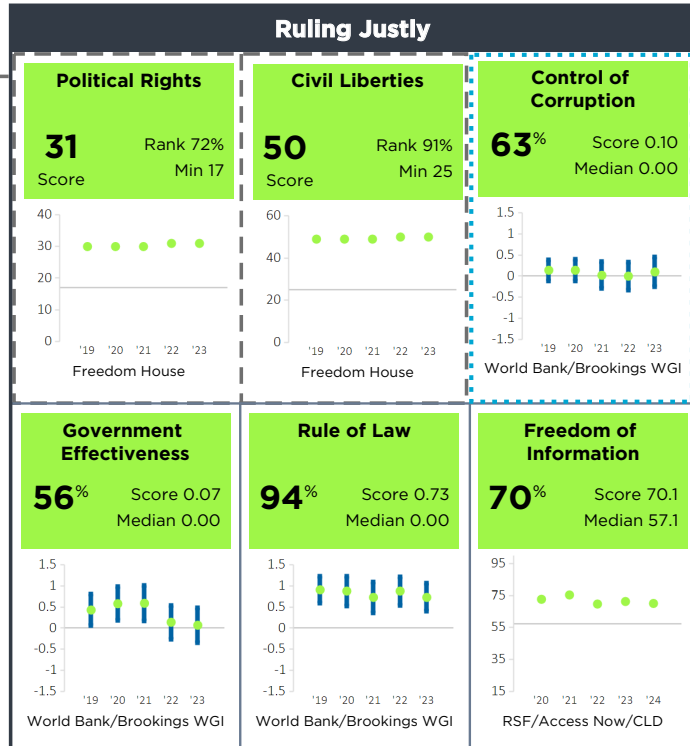
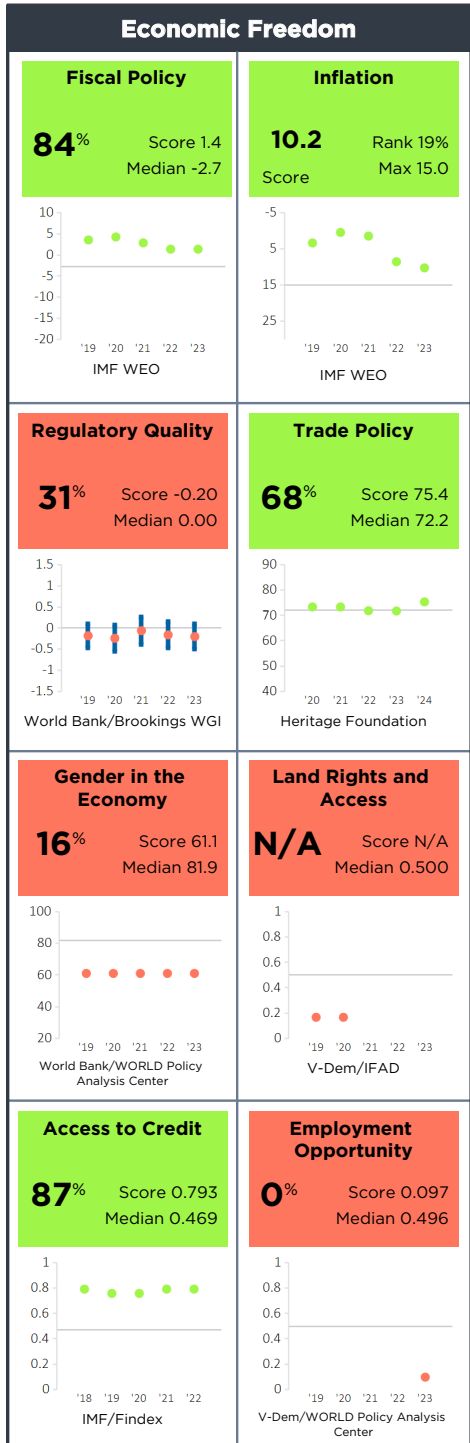
Thailand

# Tonga FY25

Population 108,000  
 GNI/Cap \$5,000  
 Category GNI/Cap \$4,516 - \$7,895

Half Scorecard Passed ✓  
 Control of Corruption ✓  
 Democratic Rights ✓

Tonga



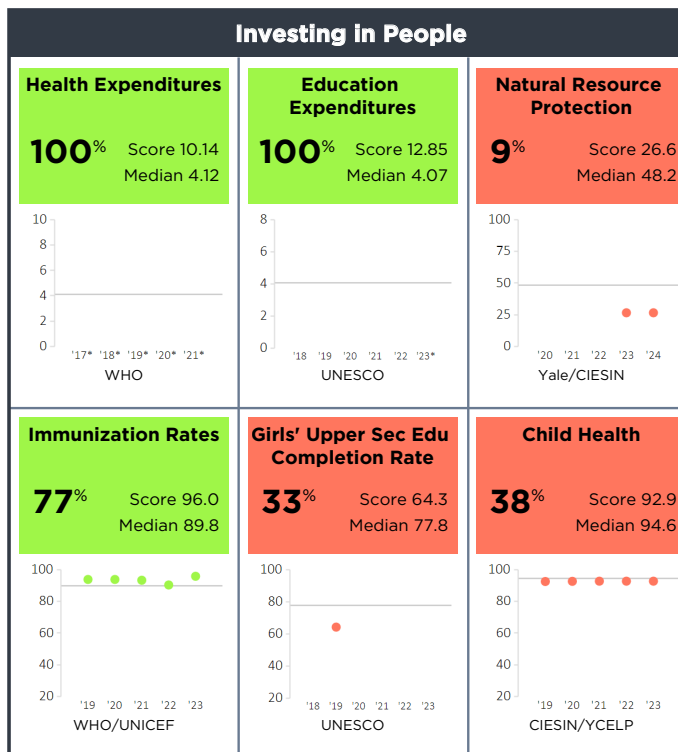
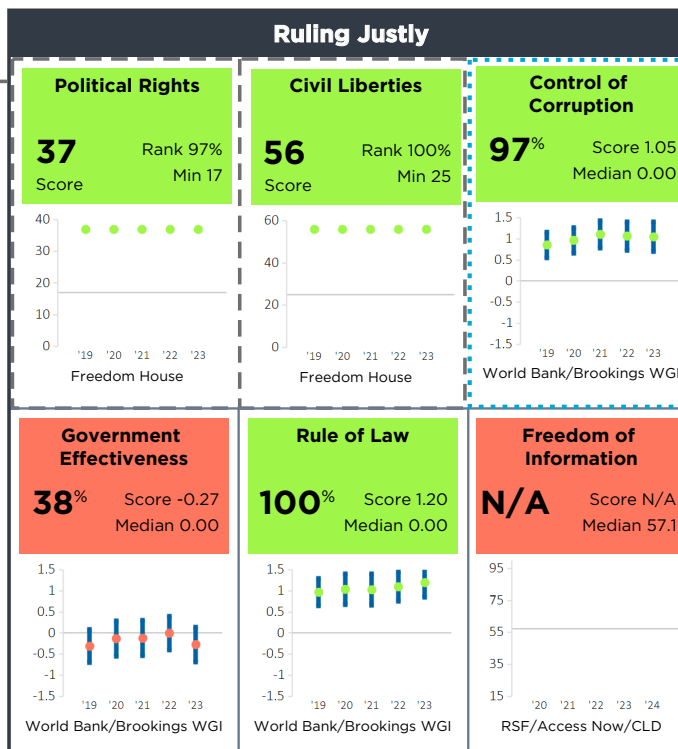
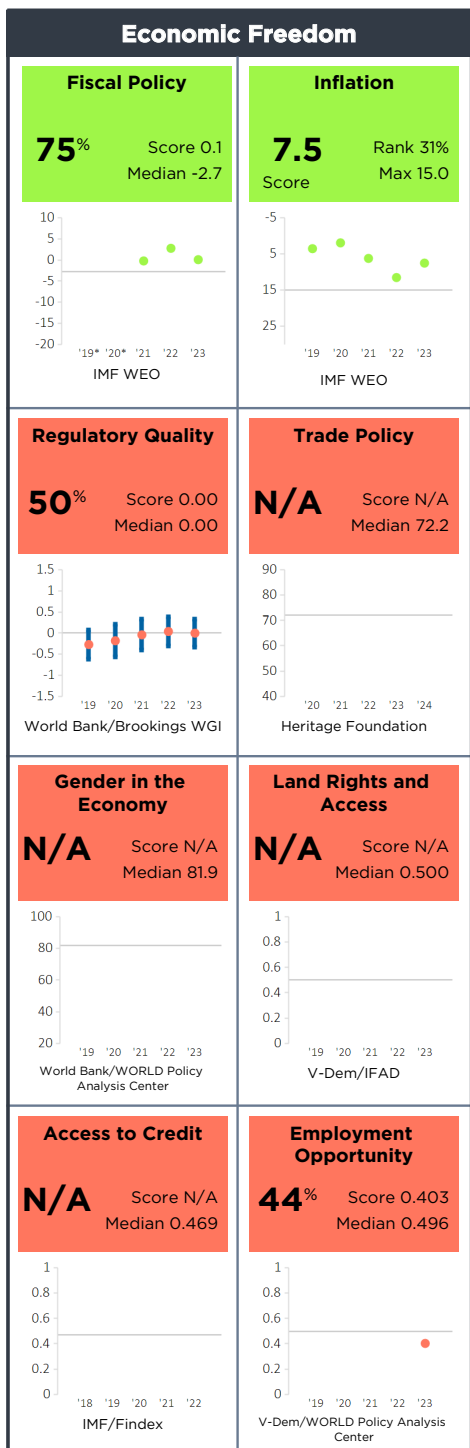
For more information regarding the Millennium Challenge Account Selection Process and these indicators, please consult MCC's website [www.mcc.gov/selection](http://www.mcc.gov/selection)



# Tuvalu FY25

Population 11,000  
 GNI/Cap \$7,550  
 Category GNI/Cap \$4,516 - \$7,895

Half Scorecard Passed **X**  
 Control of Corruption **✓**  
 Democratic Rights **✓**



For more information regarding the Millennium Challenge Account Selection Process and these indicators, please consult MCC's website [www.mcc.gov/selection](http://www.mcc.gov/selection)

\* Indicates the country has a score this year, but the score is outside the range of scores shown on the chart.



# Ukraine FY25

Population 37,000,000  
 GNI/Cap \$5,070  
 Category GNI/Cap \$4,516 - \$7,895

Half Scorecard Passed ✓

Control of Corruption ✗

Democratic Rights ✓

Ukraine

### Economic Freedom

<b>Fiscal Policy</b> <b>0%</b> Score -13.1 Median -2.7 <p>IMF WEO</p>	<b>Inflation</b> <b>12.9</b> Rank 9% Score Max 15.0 <p>IMF WEO</p>
<b>Regulatory Quality</b> <b>44%</b> Score -0.08 Median 0.00 <p>World Bank/Brookings WGI</p>	<b>Trade Policy</b> <b>61%</b> Score 73.2 Median 72.2 <p>Heritage Foundation</p>
<b>Gender in the Economy</b> <b>58%</b> Score 84.4 Median 81.9 <p>World Bank/WORLD Policy Analysis Center</p>	<b>Land Rights and Access</b> <b>75%</b> Score 0.750 Median 0.500 <p>V-Dem/IFAD</p>
<b>Access to Credit</b> <b>77%</b> Score 0.684 Median 0.469 <p>IMF/Findex</p>	<b>Employment Opportunity</b> <b>47%</b> Score 0.488 Median 0.496 <p>V-Dem/WORLD Policy Analysis Center</p>

### Ruling Justly

<b>Political Rights</b> <b>21</b> Rank 28% Score Min 17 <p>Freedom House</p>	<b>Civil Liberties</b> <b>28</b> Rank 25% Score Min 25 <p>Freedom House</p>	<b>Control of Corruption</b> <b>25%</b> Score -0.28 Median 0.00 <p>World Bank/Brookings WGI</p>
<b>Government Effectiveness</b> <b>44%</b> Score -0.17 Median 0.00 <p>World Bank/Brookings WGI</p>	<b>Rule of Law</b> <b>22%</b> Score -0.70 Median 0.00 <p>World Bank/Brookings WGI</p>	<b>Freedom of Information</b> <b>67%</b> Score 69.0 Median 57.1 <p>RSF/Access Now/CLD</p>

### Investing in People

<b>Health Expenditures</b> <b>48%</b> Score 4.09 Median 4.12 <p>WHO</p>	<b>Education Expenditures</b> <b>78%</b> Score 5.93 Median 4.07 <p>UNESCO</p>	<b>Natural Resource Protection</b> <b>78%</b> Score 54.7 Median 48.2 <p>Yale/CIESIN</p>
<b>Immunization Rates</b> <b>42%</b> Score 87.5 Median 89.8 <p>WHO/UNICEF</p>	<b>Girls' Upper Sec Edu Completion Rate</b> <b>N/A</b> Score N/A Median 77.8 <p>UNESCO</p>	<b>Child Health</b> <b>66%</b> Score 96.4 Median 94.6 <p>CIESIN/YCELP</p>

For more information regarding the Millennium Challenge Account Selection Process and these indicators, please consult MCC's website [www.mcc.gov/selection](http://www.mcc.gov/selection)



# Reducing Poverty Through Growth



MILLENNIUM  
CHALLENGE CORPORATION

UNITED STATES OF AMERICA

1099 14th Street NW | Suite 700  
Washington, DC 20005-3550  
[www.mcc.gov](http://www.mcc.gov)