

# 2024 Country Scorebook



MILLENNIUM  
CHALLENGE CORPORATION  
UNITED STATES OF AMERICA



# 2024 Country Scorebook



MILLENNIUM  
CHALLENGE CORPORATION

Reducing Poverty Through Growth



# Contents

Introduction to the Millennium Challenge Account.....1

About This Scorebook .....1

Indicators—What They Measure..... 2

    Ruling Justly..... 3

    Investing in People ..... 4

    Encouraging Economic Freedom ..... 4

Reading the Scores—A Reference Guide ..... 6



## Country Index

Afghanistan .....	8
Algeria .....	56
Angola .....	9
Bangladesh.....	57
Benin.....	10
Bhutan .....	58
Bolivia.....	59
Burkina Faso.....	11
Burma .....	12
Burundi .....	13
Cabo Verde .....	60
Cambodia.....	14
Cameroon.....	15
Central African Republic.....	16
Chad.....	17
Comoros.....	18
Congo, Dem. Rep. ....	19
Congo, Rep. ....	20
Côte d’Ivoire.....	61
Djibouti .....	62
Egypt, Arab Rep.....	63
Eritrea .....	21
Eswatini.....	64
Ethiopia .....	22
Gambia .....	23
Ghana .....	65
Guinea .....	24
Guinea-Bissau.....	25

Haiti .....	26
Honduras .....	66
India .....	67
Iran .....	68
Jordan .....	69
Kenya .....	70
Kiribati.....	71
Kyrgyz Republic.....	27
Lao PDR .....	72
Lebanon.....	73
Lesotho.....	28
Liberia.....	29
Madagascar .....	30
Malawi.....	31
Mali.....	32
Mauritania .....	74
Micronesia, Fed. Sts.....	75
Mongolia.....	76
Morocco .....	77
Mozambique .....	33
Nepal.....	34
Nicaragua.....	35
Niger .....	36
Nigeria.....	37
North Korea .....	38
Pakistan.....	39
Papua New Guinea .....	78
Philippines .....	79
Rwanda.....	40



Samoa .....	80
São Tomé and Príncipe .....	81
Senegal.....	41
Sierra Leone .....	42
Solomon Islands .....	82
Somalia.....	43
South Sudan .....	44
Sri Lanka .....	83
Sudan .....	45
Syrian Arab Republic.....	46
Tajikistan.....	47
Tanzania.....	48
Timor-Leste.....	49
Togo .....	50
Tunisia .....	84
Uganda .....	51
Ukraine.....	85
Uzbekistan .....	86
Vanuatu .....	87
Vietnam.....	88
Yemen, Rep.....	52
Zambia .....	53
Zimbabwe .....	54



## Introduction to the Millennium Challenge Account

Established in 2004, the Millennium Challenge Account (MCA) is an innovative foreign assistance program designed to reduce poverty in developing countries through sustainable economic growth. As an independent U.S. Government agency, the Millennium Challenge Corporation (MCC) administers the MCA funds that are provided annually by Congress. MCC is managed by a Chief Executive Officer (CEO) with oversight from a Board of Directors. The Board is composed of five public sector members—the Secretary of State, Secretary of the Treasury, U.S. Trade Representative, Administrator of the U.S. Agency for International Development, and MCC’s CEO—and four private sector members appointed by the President and confirmed by the U.S. Senate. MCC draws its diverse staff from various U.S. Government agencies, the private sector, universities, international development agencies, and non-governmental organizations.

Every year, the MCC Board of Directors meets to select countries as eligible for MCA assistance (see box describing MCC’s assistance programs). Recognizing that development is achieved by a country’s own efforts, policies, and people, MCC’s assistance offers selected countries an opportunity to identify their own priorities for achieving sustainable economic growth and poverty reduction. Once selected as eligible, a country conducts an economic analysis and undertakes the process of developing a proposal for funding in broad consultation with its own citizens. MCC teams work in partnership with eligible countries to refine their compact proposals in order to ensure the programs’ focus on poverty reduction through sustainable economic growth. Proposed compacts also describe how the country plans to manage and implement its MCA program, including how it will ensure financial accountability, transparency, and fair and open procurement, as well as how it will measure results.

## About This Scorebook

The 2024 Country Performance Scorebook is the twenty-first publication of country performance data since the establishment of MCC. The Scorebook presents information on country performance on independent and transparent indicators developed by third-parties that measure countries’ demonstrated commitment to just and democratic governance, investments in the people of a country, and economic freedom. These indicators inform the Board of Directors, MCC staff, Congress, and the Administration of candidate countries’ broad policy framework for encouraging poverty reduction through economic growth. We hope this can also be a tool for citizens, civil society organizations, journalists, the private sector, and governments around the world to monitor performance and advocate for continued policy reform.

This year’s Scorebook includes data on 80 countries (65 candidates and 15 countries that meet the income parameters for candidacy but are statutorily prohibited from receiving assistance), including countries that were selected as eligible in previous years for compact or threshold assistance. A country is determined to be a candidate for MCA funding if its per capita income falls within predetermined parameters set by Congress and if it is not subject to certain restrictions on U.S. foreign assistance.

For Fiscal Year 2024 (FY24), MCC is continuing to use the historical ceiling for eligibility as set by the World Bank’s International Development Association (IDA) to divide the 80 countries into two income groups for the purpose of comparative analysis on the policy performance indicators. These two income groups include: 1) countries whose GNI per capita is less than or equal to \$2,145 in FY24 and 2) those countries whose GNI per capita falls between \$2,146 and \$4,465 in FY24.<sup>1</sup>

<sup>1</sup> All GNI per capita estimates in this Scorebook are from the World Bank’s July 1, 2023 publication entitled “Gross National Income per Capita 2022” and utilize the Atlas method estimates.

## Compact & Threshold Countries

An MCC compact is a multi-year agreement between MCC and an eligible country to fund specific programs targeted at reducing poverty and stimulating economic growth. MCC has signed 46 compacts with 31 countries worth more than \$17 billion with Armenia, Benin, Burkina Faso, Cabo Verde, Côte d'Ivoire, El Salvador, Georgia, Ghana, Honduras, Indonesia, Jordan, Kosovo, Lesotho, Liberia, Madagascar, Malawi, Mali, Moldova, Mongolia, Morocco, Mozambique, Namibia, Nepal, Nicaragua, Niger, Philippines, Senegal, Tanzania, Timor-Leste, Vanuatu, and Zambia. MCC is developing compacts with Belize, Sierra Leone, The Gambia, Togo, and Zambia, and concurrent compacts with Côte d'Ivoire and Senegal.

To provide a further incentive for policy reform, Congress also established the threshold program for countries that demonstrate a significant commitment to meeting the eligibility criteria but do not qualify for MCC compact assistance. Threshold assistance helps countries improve their policy environment to help build a strong foundation and to help them qualify for compact assistance. To date, MCC has signed threshold agreements totaling more than \$800 million with the following countries: Albania, Burkina Faso, Guatemala, Guyana, Honduras, Indonesia, Jordan, Kenya, Kiribati, Kosovo, Kyrgyz Republic, Liberia, Malawi, Moldova, Niger, Paraguay, Peru, Philippines, Rwanda, Saõ Tomé and Príncipe, Sierra Leone, Solomon Islands, Tanzania, The Gambia, Timor-Leste, Togo, Uganda, Ukraine, and Zambia. MCC is currently developing a threshold program with Mauritania.

In selecting compact and threshold eligible countries, MCC's Board evaluates: 1) candidate countries' performance on the policy indicators, 2) the opportunity for economic growth and poverty reduction, and 3) the availability of funds. If MCC has worked with a country on a previous threshold program or compact, MCC's Board also takes into consideration performance on the initial program.

To judge performance on the policy indicators, the Board will consider whether a country performs above the median or absolute threshold on at least half of the indicators, above the median on the *Control of Corruption* indicator, and above the absolute threshold on either the *Civil Liberties* or *Political Rights* indicators. Indicators with absolute thresholds in lieu of a median include a) *Inflation*, on which a country's inflation rate must be under a fixed ceiling of 15 percent; b) *Immunization Rates*, on which a country must have immunization coverage above 90% or the median, whichever is lower; c) *Political Rights*, on which countries must score above 17; and d) *Civil Liberties*, on which countries must score above 25. The Board will also take into consideration whether a country performs substantially worse in any category (*Ruling Justly*, *Investing in People*, or *Economic Freedom*) than they do on the overall scorecard. While the indicator methodology is the predominant basis for determining which countries will be eligible for MCA assistance, the Board may also consider supplemental information and take into account factors such as time lags and gaps in the data used to determine indicator scores.

## Indicators—What They Measure

The 2024 Country Performance Scorebook measures performance on the policy criteria mandated in MCC's authorizing legislation. By using information collected from independent third-party sources, MCC's country selection process allows for an objective, comparable analysis across candidate countries. Data sources relied upon to produce this Scorebook are determined by the Board of Directors and are subject to change annually. Candidate countries may regularly consult with the indicator institutions regarding their performance to identify opportunities for reform and to raise questions about the data.

As a rule, MCC relies on indicators that:

- ★ are developed by an independent third party;
- ★ use an analytically-rigorous methodology and objective, high quality data;
- ★ are publicly available;
- ★ have broad country coverage among MCC candidate countries;
- ★ are comparable across countries;
- ★ have a clear theoretical or empirical link to economic growth and poverty reduction;
- ★ are policy-linked, i.e. measure factors that governments can influence; and
- ★ have broad consistency in results from year to year.

The following indicators are measured by MCC in the three categories of *Ruling Justly*, *Investing in People*, and *Encouraging Economic Freedom*.

## Ruling Justly

These indicators measure just and democratic governance, including a country's demonstrated commitment to promoting political pluralism, equality, and the rule of law; respecting human and civil rights; protecting private property rights; encouraging transparency and accountability of government; and combating corruption.

- ★ **Civil Liberties** – Independent experts rate countries on: freedom of expression; association and organizational rights; rule of law and human rights; and personal autonomy and economic rights, among other things. *Source: Freedom House*
- ★ **Political Rights** – Independent experts rate countries on the prevalence of free and fair electoral processes; political pluralism and participation of all stakeholders; government accountability and transparency; freedom from domination by the military, foreign powers, totalitarian parties, religious hierarchies and economic oligarchies; and the political rights of minority groups, among other things. *Source: Freedom House*
- ★ **Freedom of Information** – Measures the legal and practical steps taken by a government to enable or allow information to move freely through society; this includes measures of press freedom, national freedom of information laws, and the extent to which a country is shutting down the internet or social media. *Source: Access Now / Centre for Law and Democracy / Reporters Without Borders*
- ★ **Government Effectiveness** – An index of surveys and expert assessments that rate countries on: the quality of public service provision; civil servants' competency and independence from political pressures; and the government's ability to plan and implement sound policies, among other things. *Source: World Bank/Brookings Institution's Worldwide Governance Indicators*
- ★ **Rule of Law** – An index of surveys and expert assessments that rate countries on: the extent to which the public has confidence in and abides by the rules of society; the incidence and impact of violent and nonviolent crime; the effectiveness, independence, and predictability of the judiciary; the protection of

## MCC Investments

Countries partnering with MCC undertake an economic analysis and engage in a consultation process with their citizens and the private sector to discuss how they can best use MCC funding to overcome barriers to poverty reduction and stimulate economic growth. Many countries have identified improvements to roads, ports, and railroads as vital to improving access to markets, schools, and health clinics for their people. Other countries have proposed building industrial parks, trade schools, and small business centers, and making improvements to water and sanitation services. For others, land tenure and agriculture projects, micro-lending credit programs, and improvements to irrigation systems are identified as priorities to reduce rural poverty.

property rights; and the enforceability of contracts, among other things. *Source: World Bank/Brookings Institution's Worldwide Governance Indicators*

- ★ **Control of Corruption** – An index of surveys and expert assessments that rate countries on: “grand corruption” in the political arena; the frequency of petty corruption; the effects of corruption on the business environment; and the tendency of elites to engage in “state capture,” among other things. *Source: World Bank/Brookings Institution's Worldwide Governance Indicators*

## Investing in People

These indicators measure investments in the promotion of broad-based primary education, strengthened capacity to provide quality public health, the reduction of child mortality, and the sustainable management of natural resources.

- ★ **Health Expenditures** – Total expenditures on health by government (excluding funding sourced from external donors) at all levels divided by gross domestic product (GDP). *Source: The World Health Organization (WHO)*
- ★ **Immunization Rates** – The average of DPT3 and measles immunization coverage rates for the most recent year available. *Source: WHO and the United Nations Children's Fund (UNICEF)*
- ★ **Education Expenditures** – Total expenditures on education by government at all levels divided by GDP. *Source: The United Nations Educational, Scientific and Cultural Organization (UNESCO) Institute of Statistics and National Governments*
- ★ **Girls' Primary Education Completion Rate** – The number of female students enrolled in the last grade of primary education minus repeaters divided by the population in the relevant age cohort (gross intake ratio in the last grade of primary). Countries with a GNI/capita of \$2,145 or less are assessed on this indicator. *Source: UNESCO Institute of Statistics and National Governments*
- ★ **Girls' Lower Secondary Education Completion Rate** – The number of female pupils that have completed the last grade of lower secondary education divided by the population within three to five years of the intended age of completion, expressed as a percentage of the total population of females in the same age group. Countries with a GNI/capita between \$2,146 and \$4,465 are assessed on this indicator instead of Girls' Primary Education Completion Rate. *Source: UNESCO Institute of Statistics and National Governments*
- ★ **Natural Resource Protection** – Assesses the degree to which a country government is committed to the protection and sustainable management of natural resources. *Source: The Yale Center for Environmental Law and Policy*
- ★ **Child Health** – An index made up of three indicators: access to improved water, access to improved sanitation, and child (ages 1-4) mortality. *Source: The Center for International Earth Science Information Network and the Yale Center for Environmental Law and Policy*

## Encouraging Economic Freedom

These indicators measure the extent to which a government encourages economic freedom, including a demonstrated commitment to economic policies that: encourage individuals and firms to participate in global trade and international capital markets, promote private sector growth and the sustainable management of natural resources, and strengthen market forces in the economy.

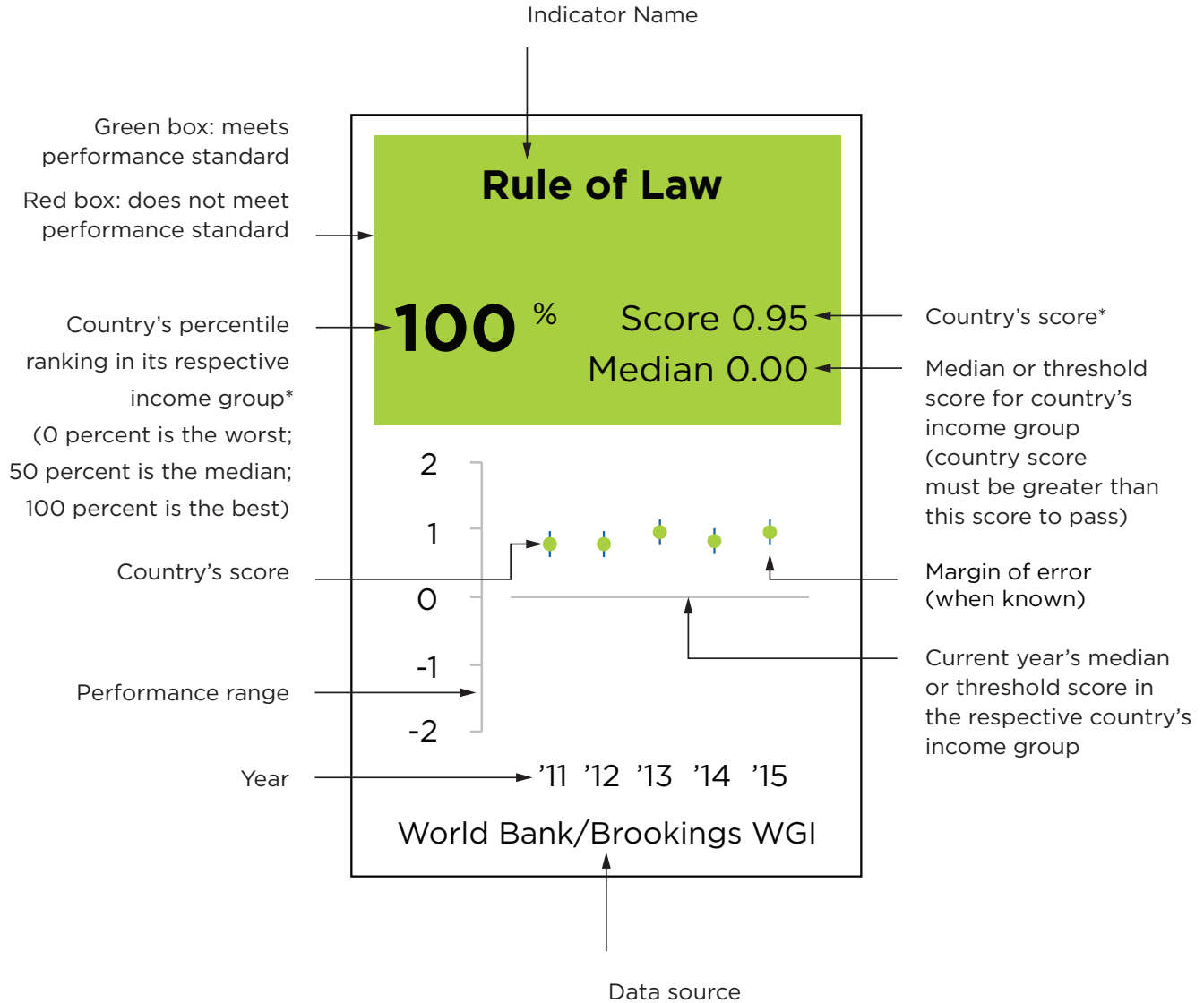
- ★ **Inflation** – The most recent average annual change in consumer prices. *Source: The International Monetary Fund's (IMF) World Economic Outlook Database*

- ★ **Fiscal Policy** – General government net lending/borrowing as a percent of GDP, averaged over a three-year period. Net lending/borrowing is calculated as revenue minus total expenditure. *Source: The IMF's World Economic Outlook Database*
- ★ **Employment Opportunity** – An index that rates countries based on their commitment to protecting worker's rights including laws against employment discrimination, protections for disability rights, the elimination of forced labor and the ability of civil society organizations to start-up and close freely. *Source: Varieties of Democracy Institute and WORLD Policy Analysis Center (UCLA)*
- ★ **Trade Policy** – A measure of a country's openness to international trade based on weighted average tariff rates and non-tariff barriers to trade. *Source: The Heritage Foundation's Index of Economic Freedom*
- ★ **Regulatory Quality** – An index of surveys and expert assessments that rate countries on: the burden of regulations on business; price controls; the government's role in the economy; and foreign investment regulation, among other areas. *Source: World Bank/Brookings Institution's Worldwide Governance Indicators*
- ★ **Land Rights and Access** – An index that rates countries on the extent to which the institutional, legal, and market framework provides secure land tenure and equitable access to land in rural areas and the extent to which men and women have the right to private property in practice and in law. *Source: The International Fund for Agricultural Development and Varieties of Democracy Index*
- ★ **Access to Credit** – An index that ranks countries based on access and use of formal and informal financial services as measured by the number of bank branches and ATMs per 100,000 adults and the share of adults that have an account at a traditional financial institution or money market provider. *Source: Financial Development Index (International Monetary Fund) and Findex (World Bank)*
- ★ **Gender in the Economy** – An index that measures the extent to which laws provide men and women equal capacity to generate income or participate in the economy, including factors such as the capacity to access institutions, get a job, register a business, sign a contract, open a bank account, choose where to live, to travel freely, property rights protections, protections against domestic violence, and child marriage, among others. *Source: Women, Business, and the Law (World Bank) and the WORLD Policy Analysis Center (UCLA)*

## Reading the Scores—A Reference Guide

Every year each MCC candidate country receives a scorecard assessing performance in three policy categories: *Ruling Justly*, *Investing in People*, and *Encouraging Economic Freedom*.

For more information regarding the MCC Selection Process and these indicators, please visit MCC’s website at [www.mcc.gov/selection](http://www.mcc.gov/selection)





# Part 1: Scorecards for Countries with GNI/capita $\leq$ \$2,145



MILLENNIUM  
CHALLENGE CORPORATION

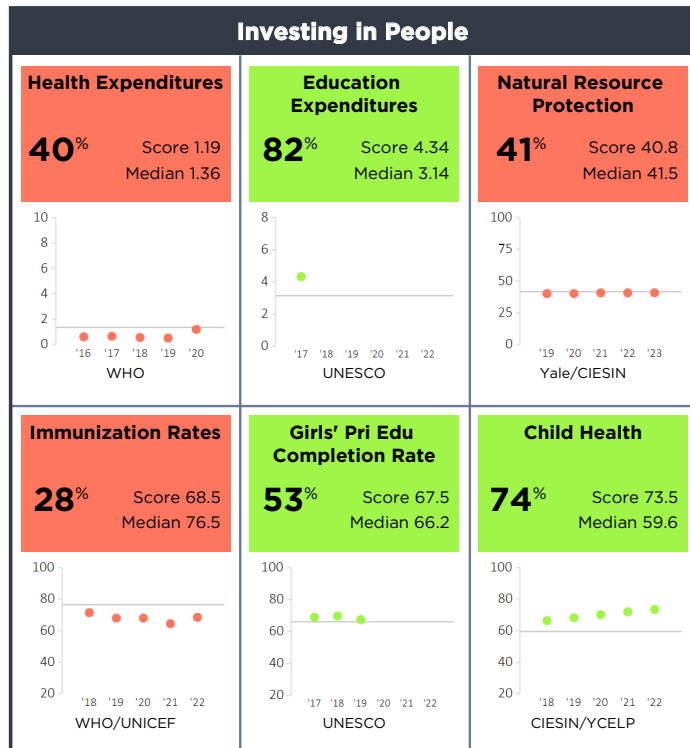
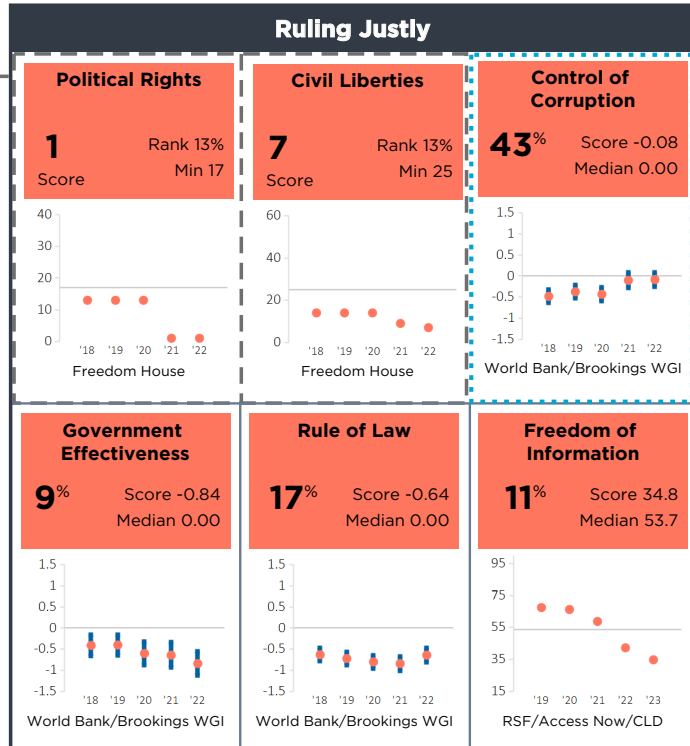
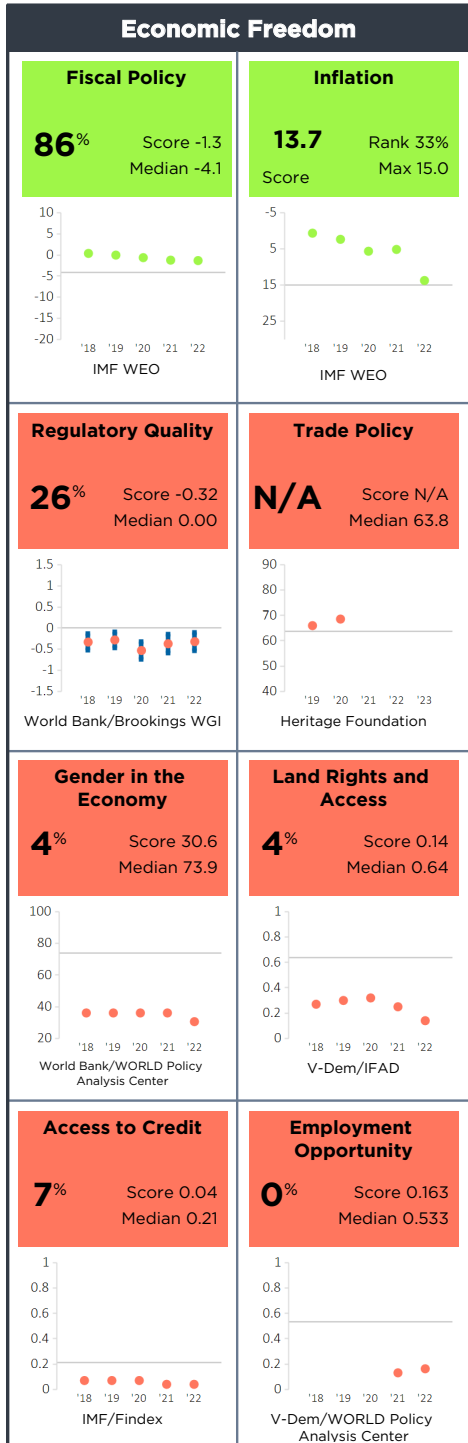
Reducing Poverty Through Growth

# Afghanistan FY24

Population 41,129,000  
 GNI/Cap \$390  
 Category GNI/Cap ≤ \$2,145

Half Scorecard Passed **X**  
 Control of Corruption **X**  
 Democratic Rights **X**

Afghanistan

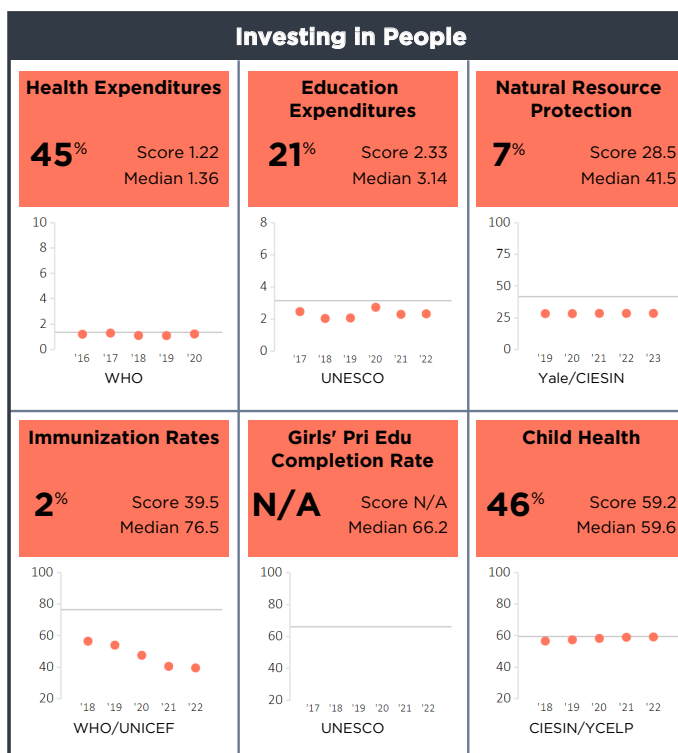
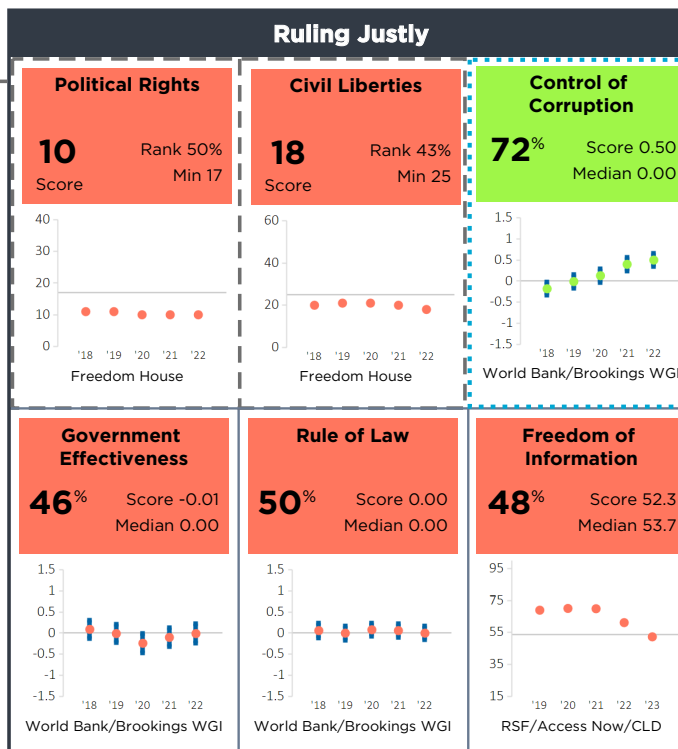
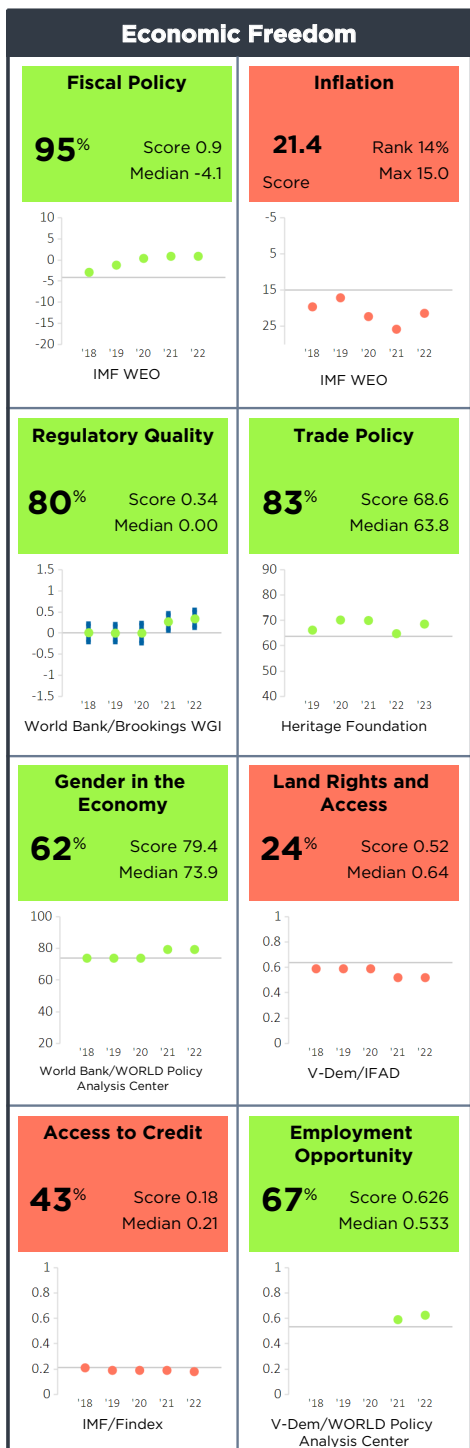


For more information regarding the Millennium Challenge Account Selection Process and these indicators, please consult MCC's website [www.mcc.gov/selection](http://www.mcc.gov/selection)

# Angola FY24

Population 35,589,000  
 GNI/Cap \$1,900  
 Category GNI/Cap ≤ \$2,145

Half Scorecard Passed **X**  
 Control of Corruption **✓**  
 Democratic Rights **X**



For more information regarding the Millennium Challenge Account Selection Process and these indicators, please consult MCC's website [www.mcc.gov/selection](http://www.mcc.gov/selection)

Angola

# Benin FY24

Population 13,353,000  
 GNI/Cap \$1,400  
 Category GNI/Cap ≤ \$2,145

Half Scorecard Passed ✓  
 Control of Corruption ✓  
 Democratic Rights ✓

Benin

### Economic Freedom

<b>Fiscal Policy</b> <b>35%</b> Score -5.3 Median -4.1 <p>IMF WEO</p>	<b>Inflation</b> <b>1.4</b> Rank 98% Score Max 15.0 <p>IMF WEO</p>
<b>Regulatory Quality</b> <b>96%</b> Score 0.60 Median 0.00 <p>World Bank/Brookings WGI</p>	<b>Trade Policy</b> <b>39%</b> Score 61.0 Median 63.8 <p>Heritage Foundation</p>
<b>Gender in the Economy</b> <b>96%</b> Score 85.6 Median 73.9 <p>World Bank/WORLD Policy Analysis Center</p>	<b>Land Rights and Access</b> <b>93%</b> Score 0.83 Median 0.64 <p>V-Dem/IFAD</p>
<b>Access to Credit</b> <b>64%</b> Score 0.26 Median 0.21 <p>IMF/Findex</p>	<b>Employment Opportunity</b> <b>74%</b> Score 0.642 Median 0.533 <p>V-Dem/WORLD Policy Analysis Center</p>

### Ruling Justly

<b>Political Rights</b> <b>17</b> Rank 72% Score Min 17 <p>Freedom House</p>	<b>Civil Liberties</b> <b>42</b> Rank 100% Score Min 25 <p>Freedom House</p>	<b>Control of Corruption</b> <b>93%</b> Score 0.98 Median 0.00 <p>World Bank/Brookings WGI</p>
<b>Government Effectiveness</b> <b>96%</b> Score 0.87 Median 0.00 <p>World Bank/Brookings WGI</p>	<b>Rule of Law</b> <b>76%</b> Score 0.42 Median 0.00 <p>World Bank/Brookings WGI</p>	<b>Freedom of Information</b> <b>59%</b> Score 56.4 Median 53.7 <p>RSF/Access Now/CLD</p>

### Investing in People

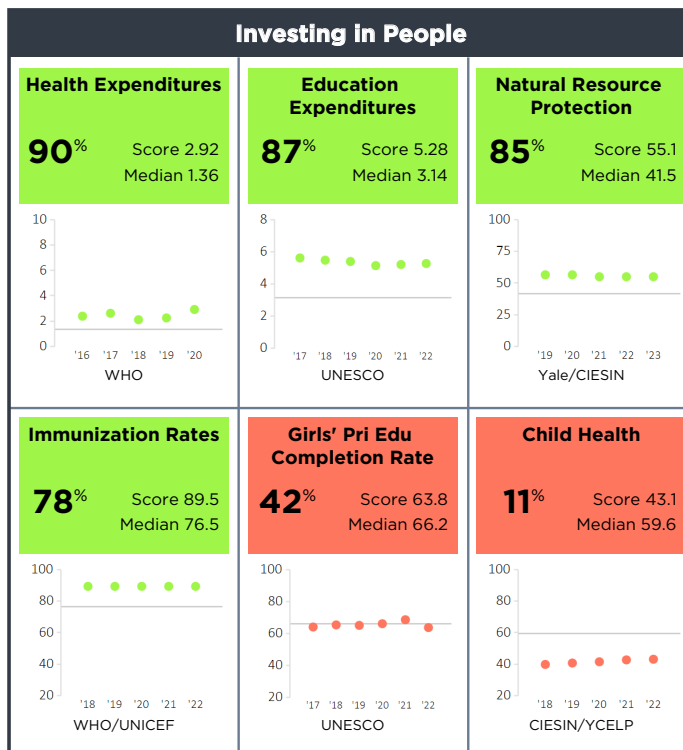
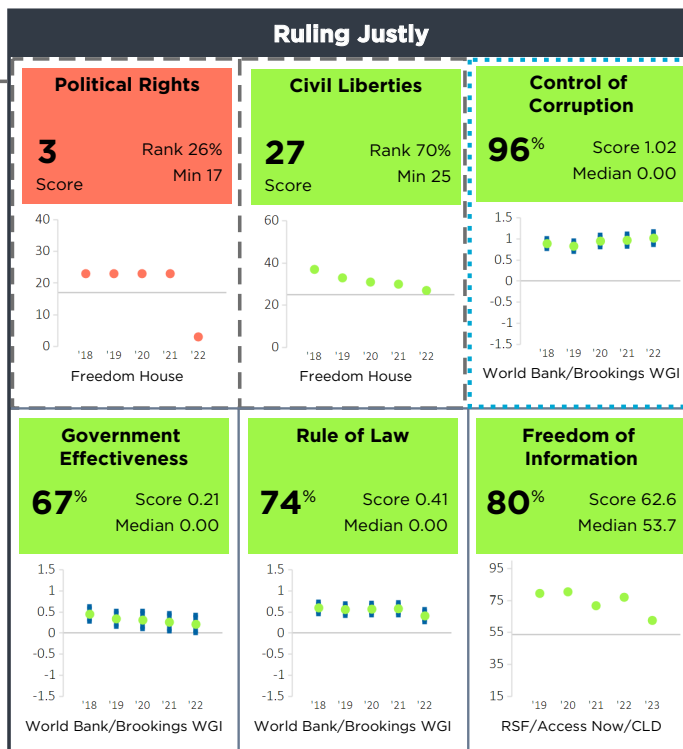
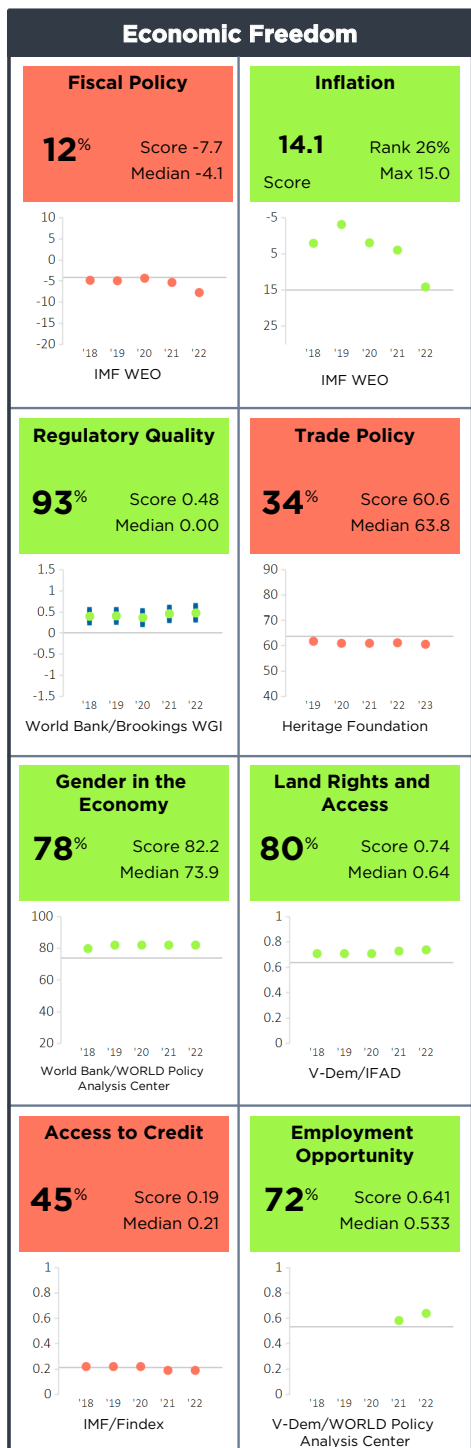
<b>Health Expenditures</b> <b>26%</b> Score 0.87 Median 1.36 <p>WHO</p>	<b>Education Expenditures</b> <b>53%</b> Score 3.21 Median 3.14 <p>UNESCO</p>	<b>Natural Resource Protection</b> <b>51%</b> Score 42.0 Median 41.5 <p>Yale/CIESIN</p>
<b>Immunization Rates</b> <b>33%</b> Score 72.0 Median 76.5 <p>WHO/UNICEF</p>	<b>Girls' Pri Edu Completion Rate</b> <b>31%</b> Score 61.9 Median 66.2 <p>UNESCO</p>	<b>Child Health</b> <b>20%</b> Score 48.4 Median 59.6 <p>CIESIN/YCELP</p>

For more information regarding the Millennium Challenge Account Selection Process and these indicators, please consult MCC's website [www.mcc.gov/selection](http://www.mcc.gov/selection)

# Burkina Faso FY24

Population 22,674,000  
 GNI/Cap \$840  
 Category GNI/Cap ≤ \$2,145

Half Scorecard Passed ✓  
 Control of Corruption ✓  
 Democratic Rights ✓



For more information regarding the Millennium Challenge Account Selection Process and these indicators, please consult MCC's website [www.mcc.gov/selection](http://www.mcc.gov/selection)

Burkina Faso

# Burma FY24

Population 54,179,000  
 GNI/Cap \$1,210  
 Category GNI/Cap ≤ \$2,145

Half Scorecard Passed **X**  
 Control of Corruption **X**  
 Democratic Rights **X**

Burma

### Economic Freedom

<b>Fiscal Policy</b> <b>16%</b> Score -7.3 Median -4.1 	<b>Inflation</b> <b>16.2</b> Rank 23% Score Max 15.0 
<b>Regulatory Quality</b> <b>30%</b> Score -0.29 Median 0.00 	<b>Trade Policy</b> <b>85%</b> Score 69.6 Median 63.8 
<b>Gender in the Economy</b> <b>20%</b> Score 61.1 Median 73.9 	<b>Land Rights and Access</b> <b>11%</b> Score 0.31 Median 0.64 
<b>Access to Credit</b> <b>77%</b> Score 0.27 Median 0.21 	<b>Employment Opportunity</b> <b>4%</b> Score 0.237 Median 0.533 

### Ruling Justly

<b>Political Rights</b> <b>0</b> Rank 4% Score Min 17 	<b>Civil Liberties</b> <b>9</b> Rank 20% Score Min 25 	<b>Control of Corruption</b> <b>46%</b> Score -0.05 Median 0.00 
<b>Government Effectiveness</b> <b>22%</b> Score -0.65 Median 0.00 	<b>Rule of Law</b> <b>20%</b> Score -0.51 Median 0.00 	<b>Freedom of Information</b> <b>2%</b> Score 19.3 Median 53.7 

### Investing in People

<b>Health Expenditures</b> <b>17%</b> Score 0.74 Median 1.36 	<b>Education Expenditures</b> <b>18%</b> Score 2.14 Median 3.14 	<b>Natural Resource Protection</b> <b>5%</b> Score 24.2 Median 41.5 
<b>Immunization Rates</b> <b>39%</b> Score 73.0 Median 76.5 	<b>Girls' Pri Edu Completion Rate</b> <b>94%</b> Score 105.0 Median 66.2 	<b>Child Health</b> <b>83%</b> Score 81.6 Median 59.6 

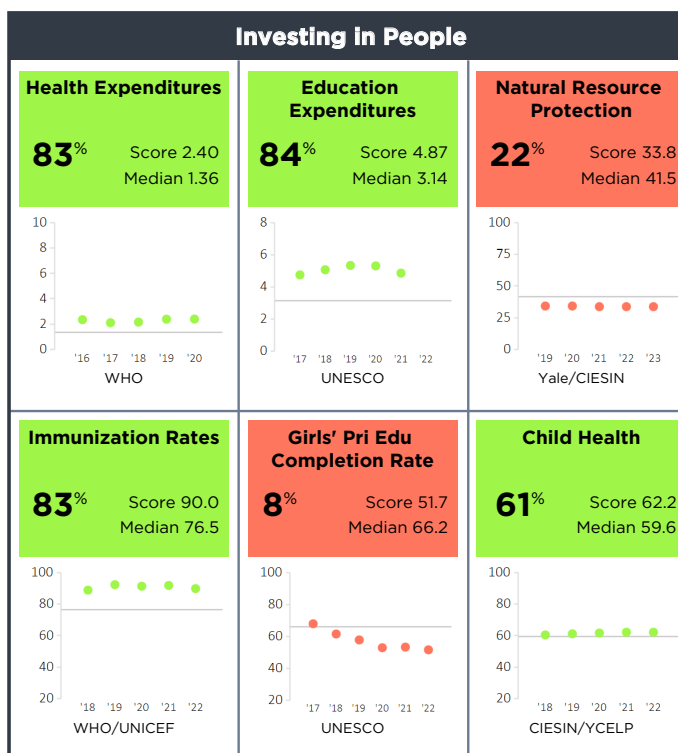
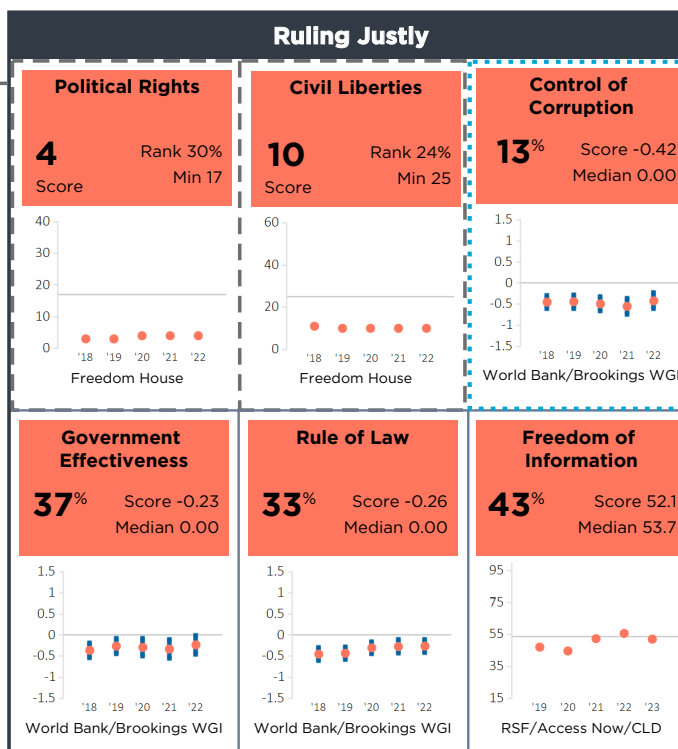
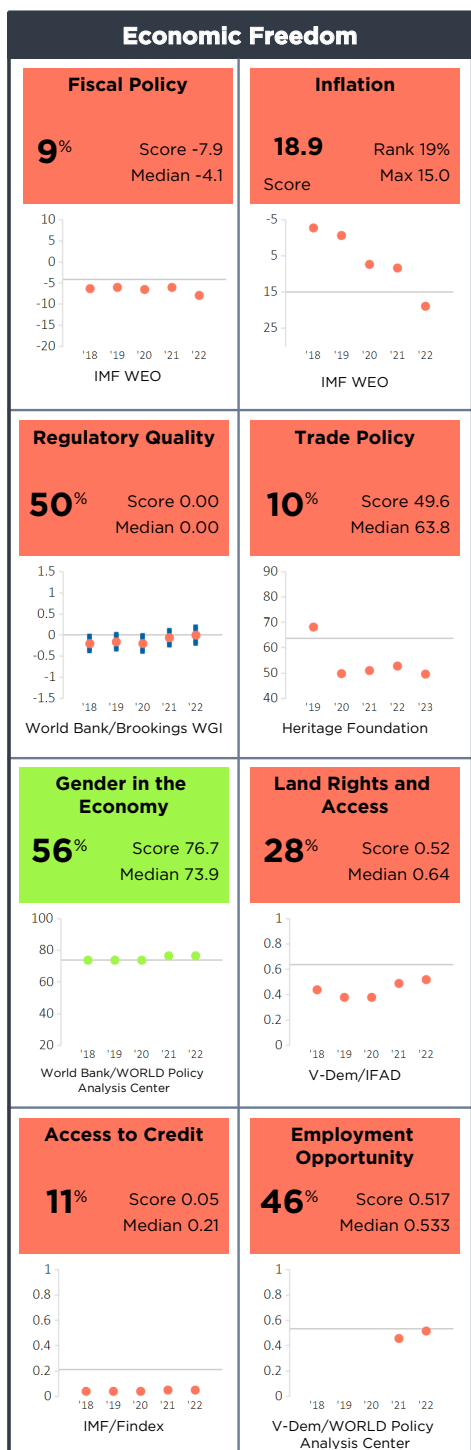
For more information regarding the Millennium Challenge Account Selection Process and these indicators, please consult MCC's website [www.mcc.gov/selection](http://www.mcc.gov/selection)

\* Indicates the country has a score this year, but the score is outside the range of scores shown on the chart.

# Burundi FY24

Population 12,890,000  
 GNI/Cap \$240  
 Category GNI/Cap ≤ \$2,145

Half Scorecard Passed **X**  
 Control of Corruption **X**  
 Democratic Rights **X**



For more information regarding the Millennium Challenge Account Selection Process and these indicators, please consult MCC's website [www.mcc.gov/selection](http://www.mcc.gov/selection)

Burundi

# Cambodia FY24

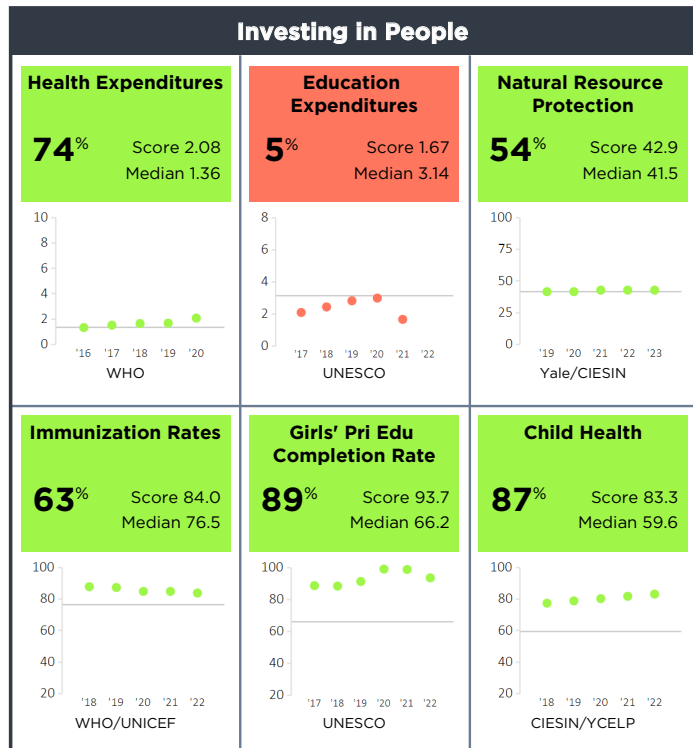
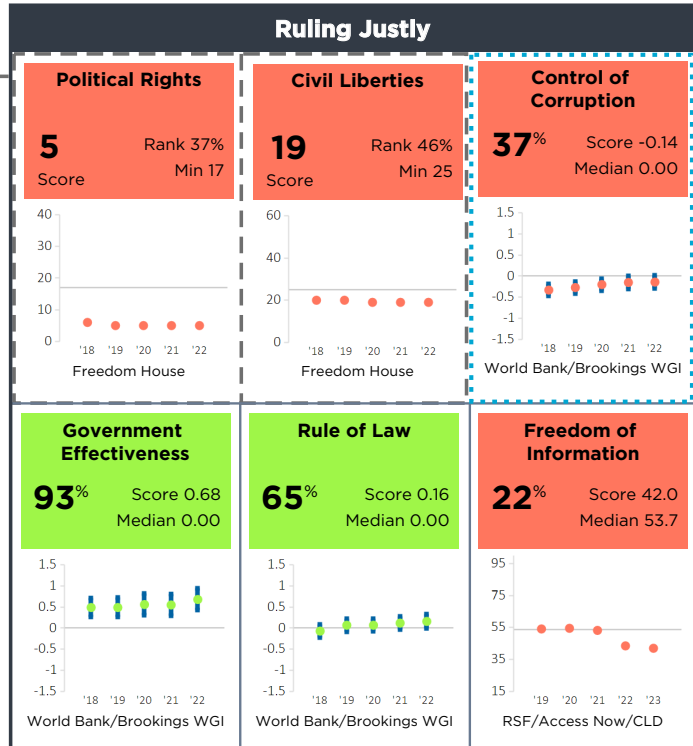
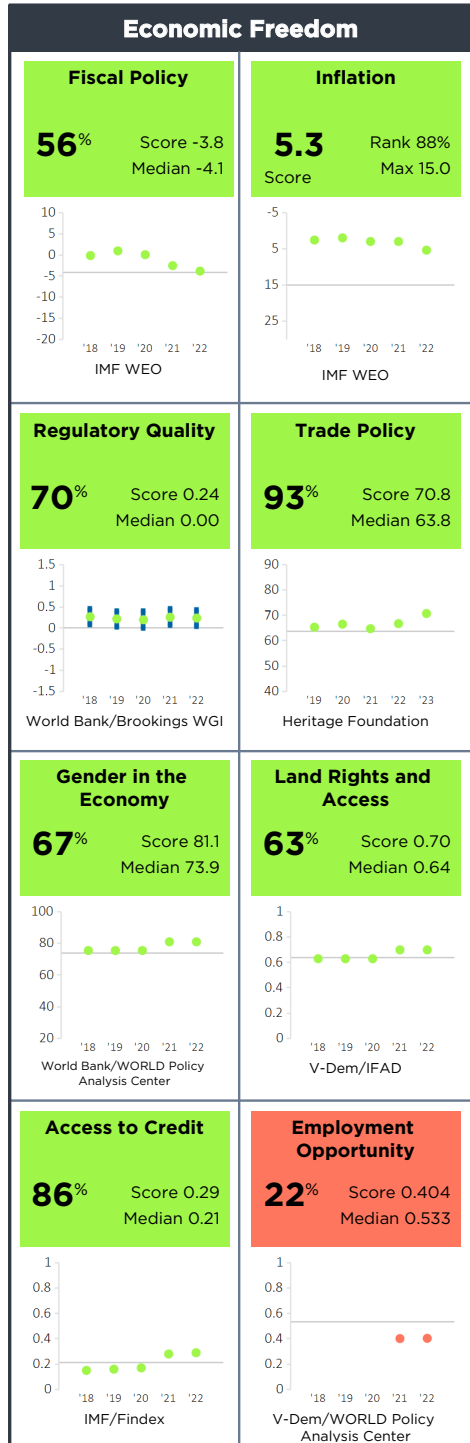
Population 16,768,000  
 GNI/Cap \$1,700  
 Category GNI/Cap ≤ \$2,145

Half Scorecard Passed ✓

Control of Corruption X

Democratic Rights X

Cambodia



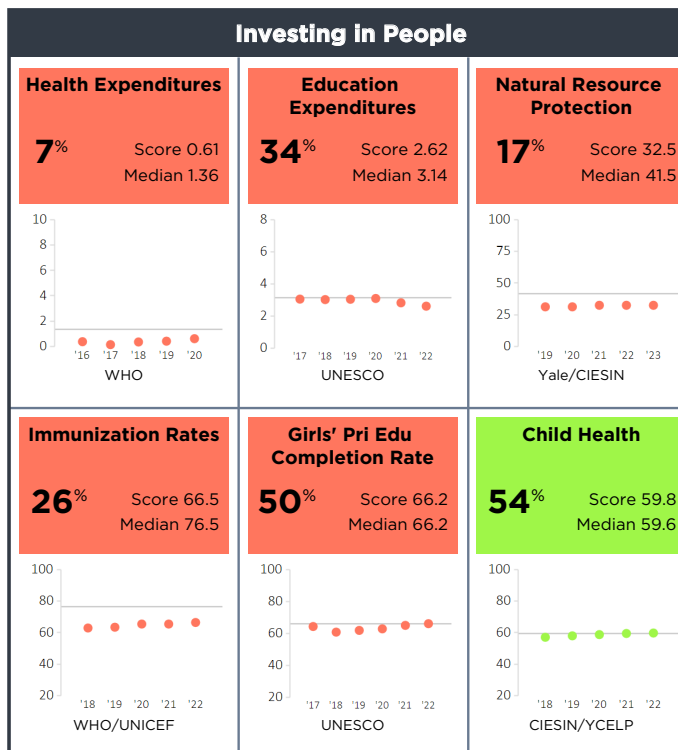
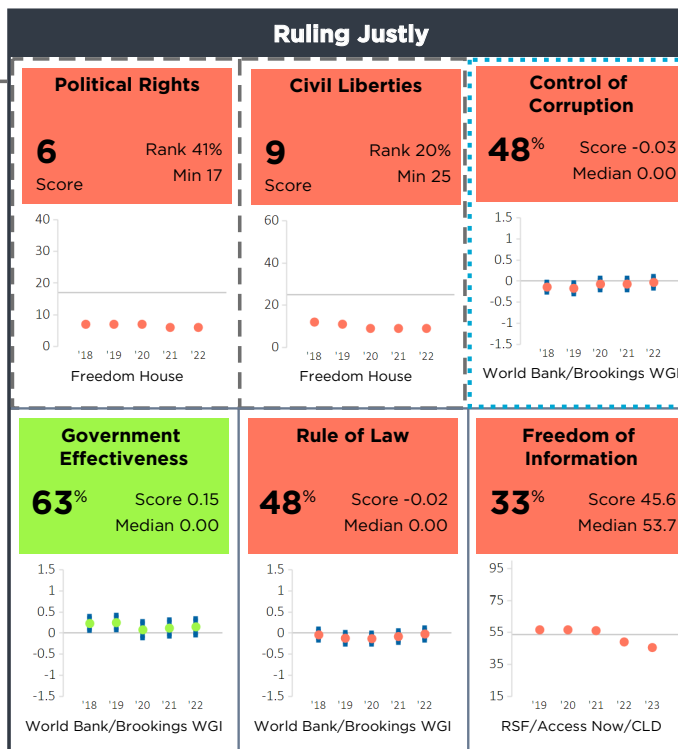
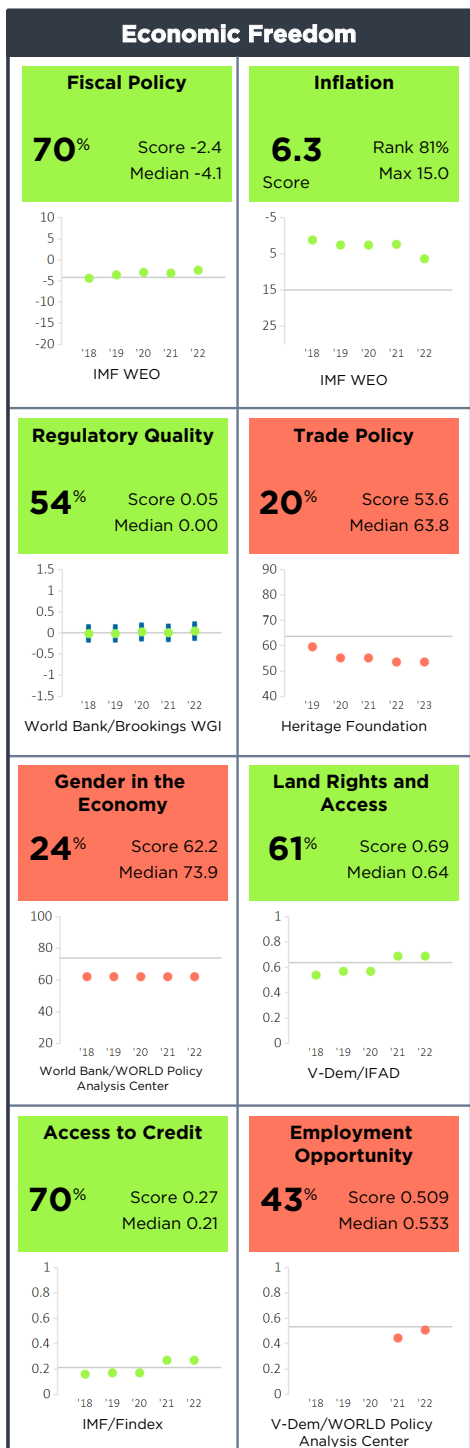
For more information regarding the Millennium Challenge Account Selection Process and these indicators, please consult MCC's website [www.mcc.gov/selection](http://www.mcc.gov/selection)



# Cameroon FY24

Population 27,915,000  
 GNI/Cap \$1,660  
 Category GNI/Cap ≤ \$2,145

Half Scorecard Passed **X**  
 Control of Corruption **X**  
 Democratic Rights **X**



For more information regarding the Millennium Challenge Account Selection Process and these indicators, please consult MCC's website [www.mcc.gov/selection](http://www.mcc.gov/selection)

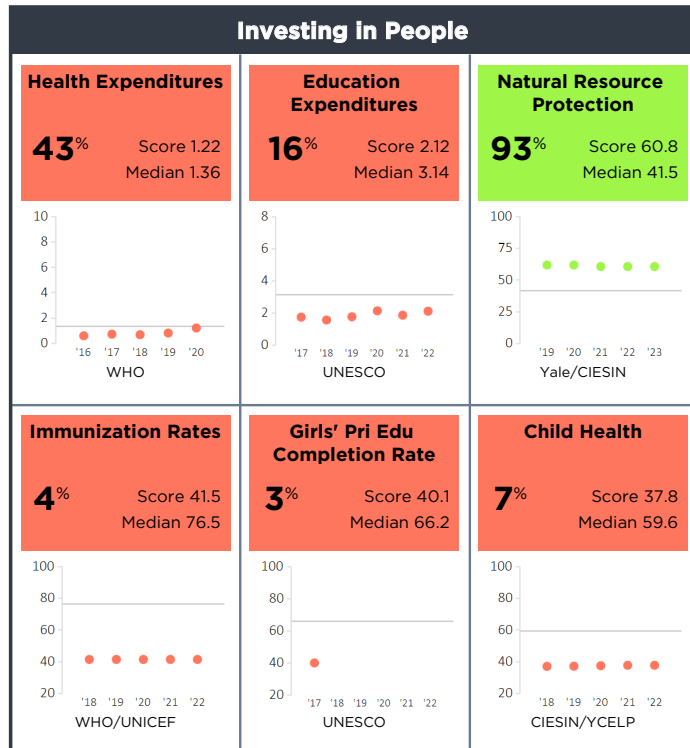
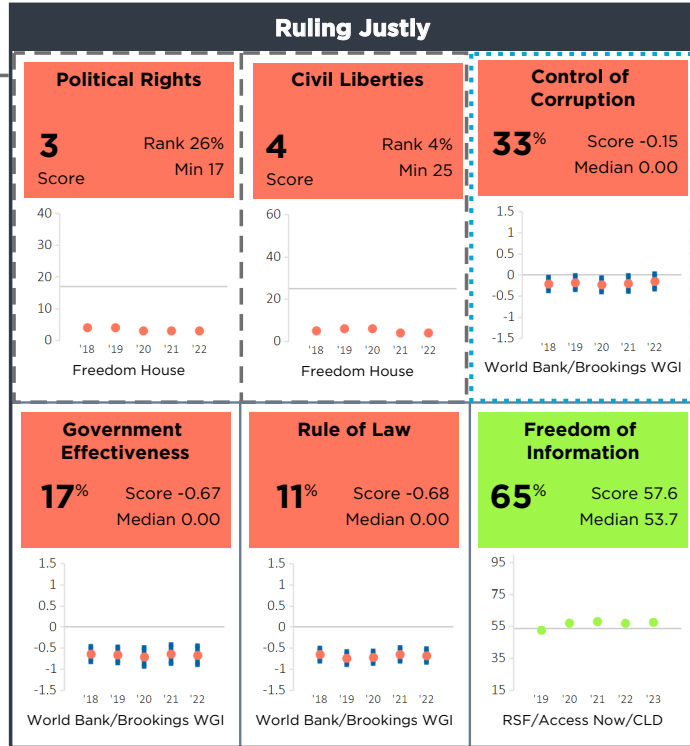
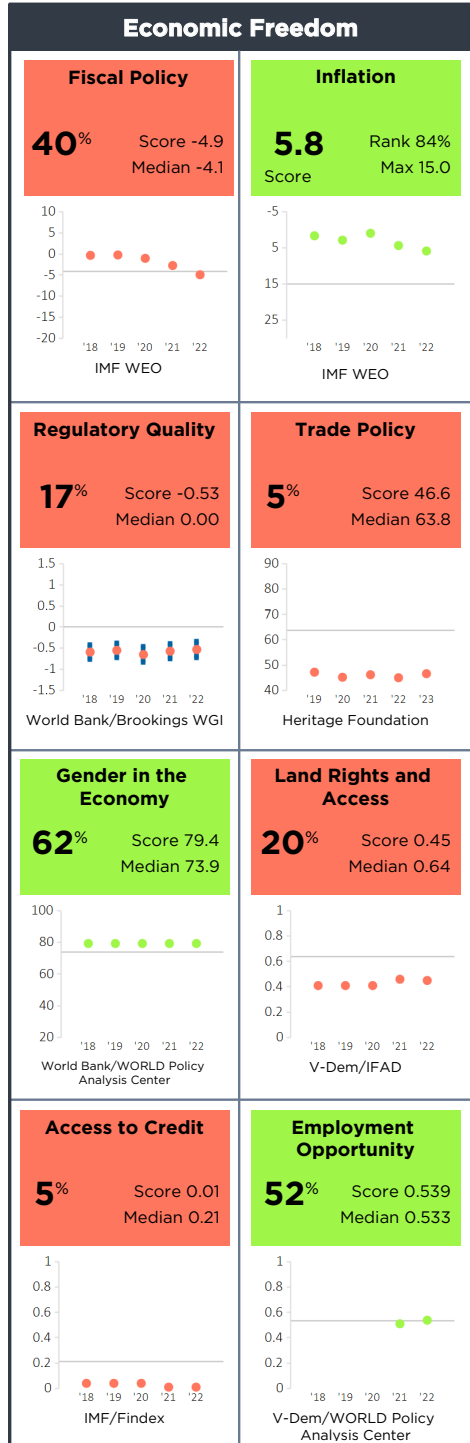
Cameroon

# Central African Republic FY24

Population 5,579,000  
 GNI/Cap \$480  
 Category GNI/Cap ≤ \$2,145

Half Scorecard Passed **X**  
 Control of Corruption **X**  
 Democratic Rights **X**

Central African Republic



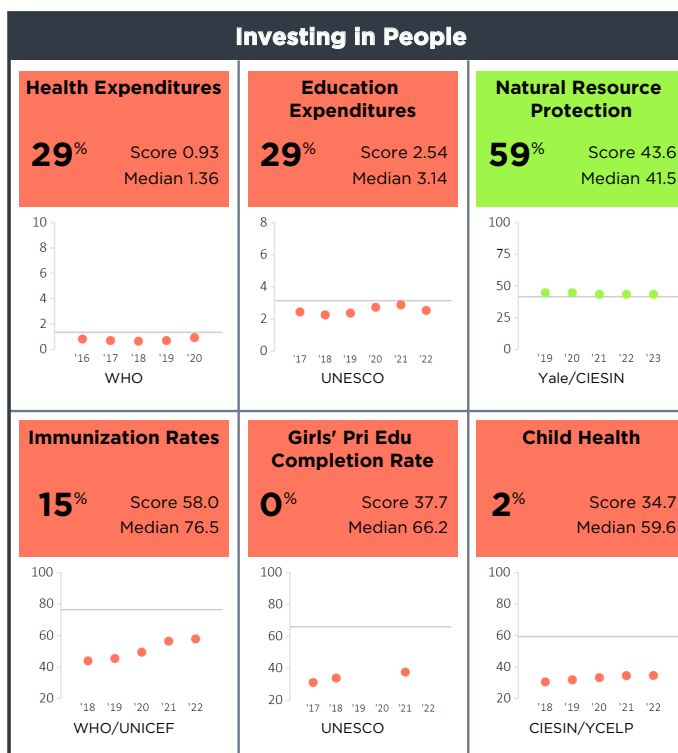
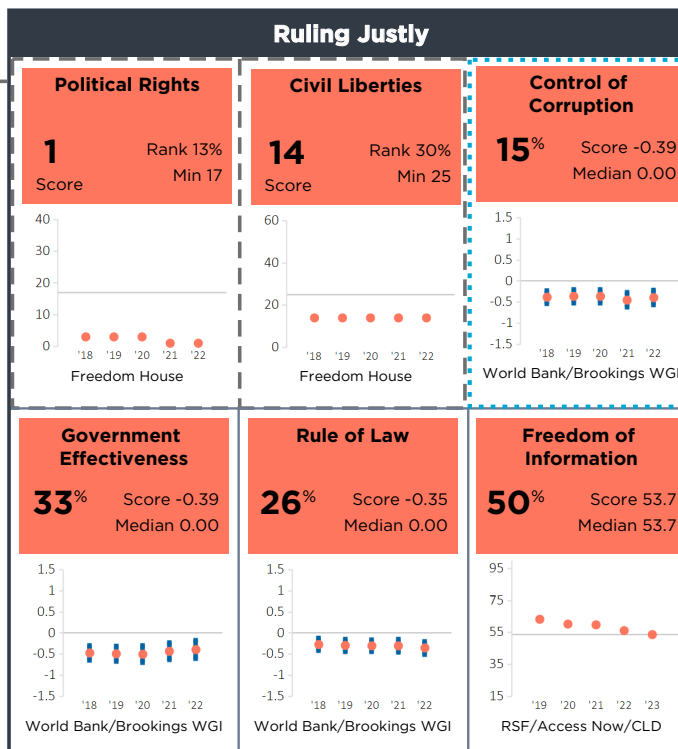
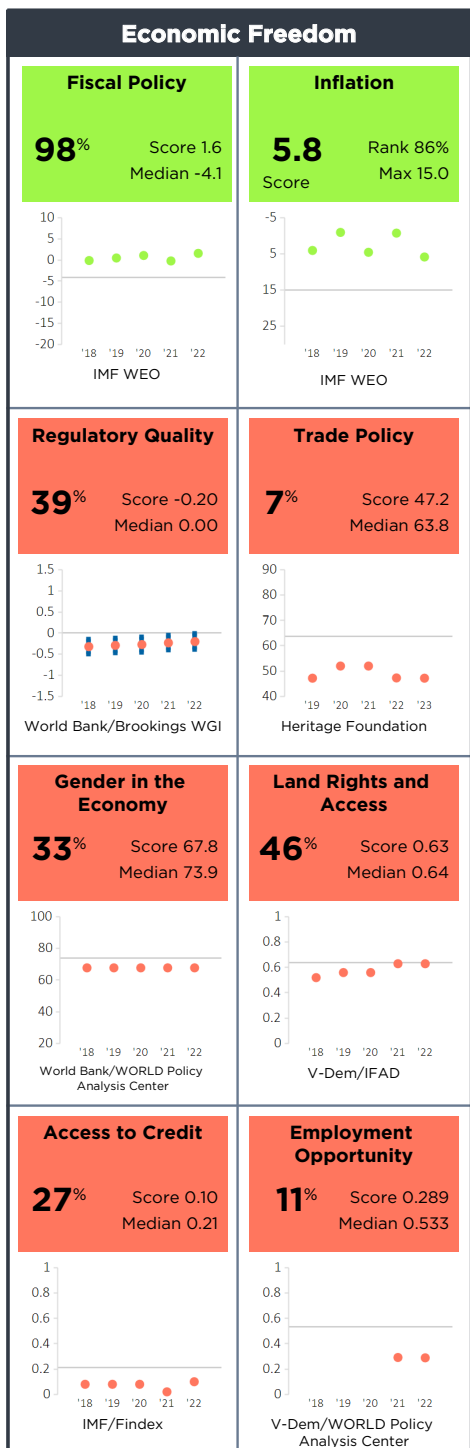
For more information regarding the Millennium Challenge Account Selection Process and these indicators, please consult MCC's website [www.mcc.gov/selection](http://www.mcc.gov/selection)

# Chad FY24

Population 17,723,000  
 GNI/Cap \$690  
 Category GNI/Cap ≤ \$2,145

Half Scorecard Passed **X**  
 Control of Corruption **X**  
 Democratic Rights **X**

Chad



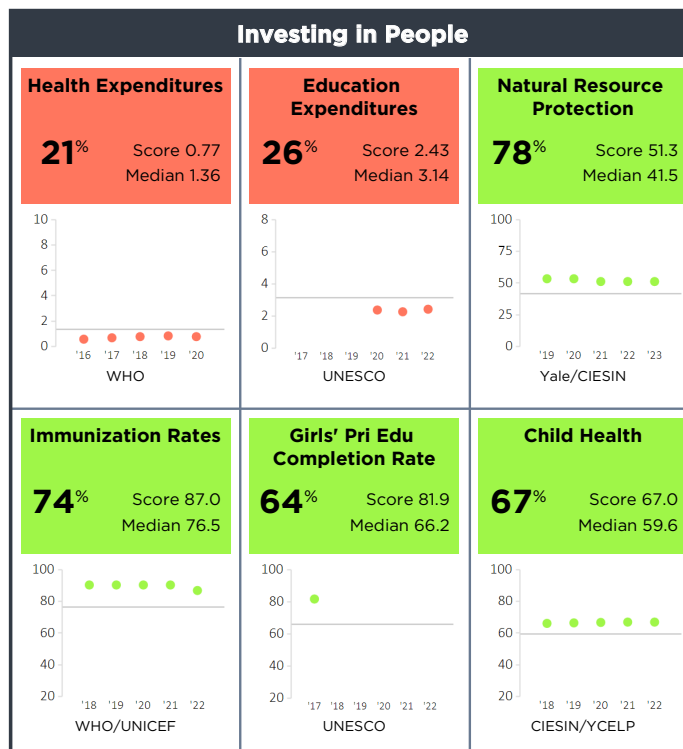
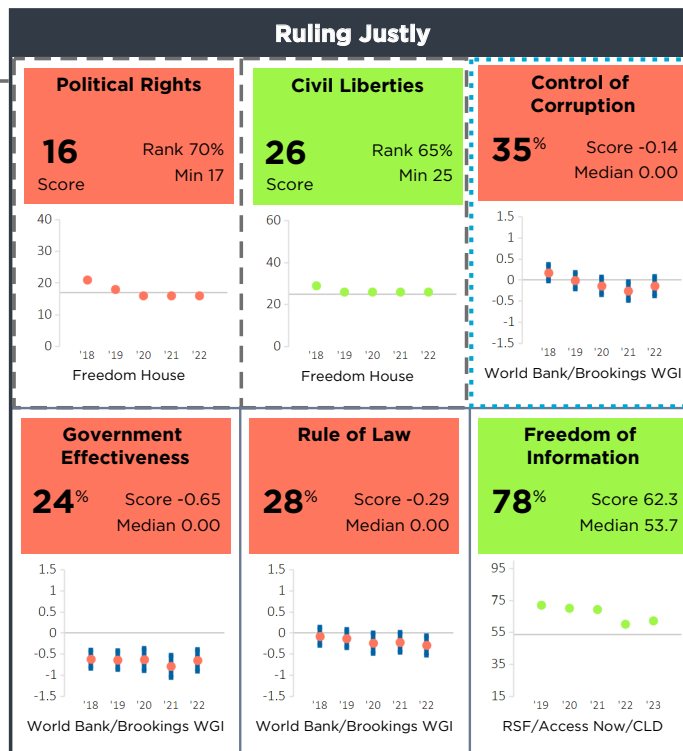
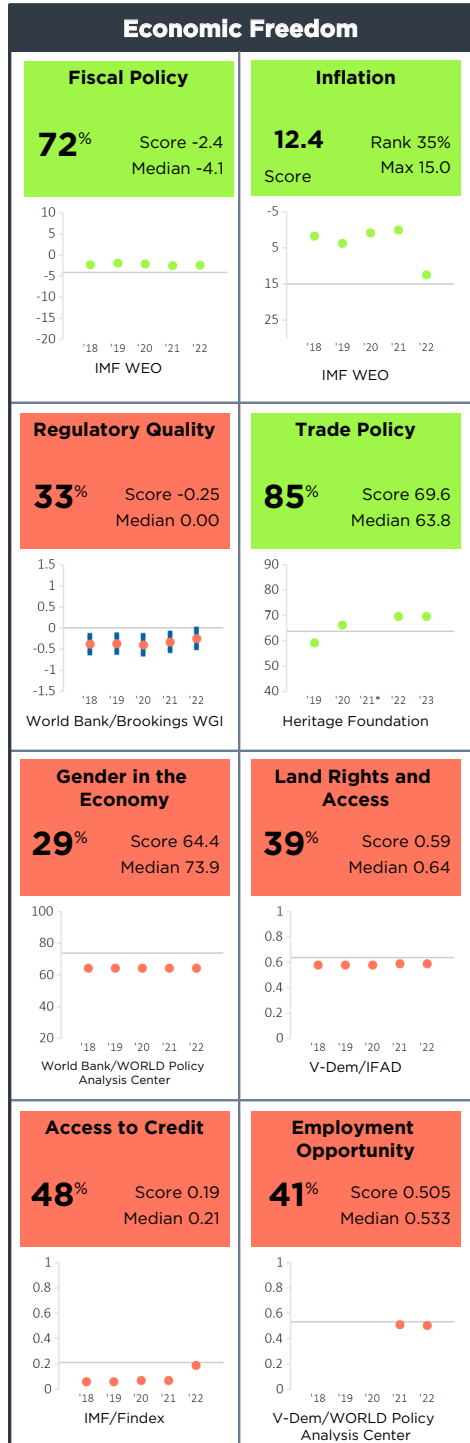
For more information regarding the Millennium Challenge Account Selection Process and these indicators, please consult MCC's website [www.mcc.gov/selection](http://www.mcc.gov/selection)

# Comoros FY24

Population 837,000  
 GNI/Cap \$1,610  
 Category GNI/Cap ≤ \$2,145

Half Scorecard Passed **X**  
 Control of Corruption **X**  
 Democratic Rights **✓**

Comoros



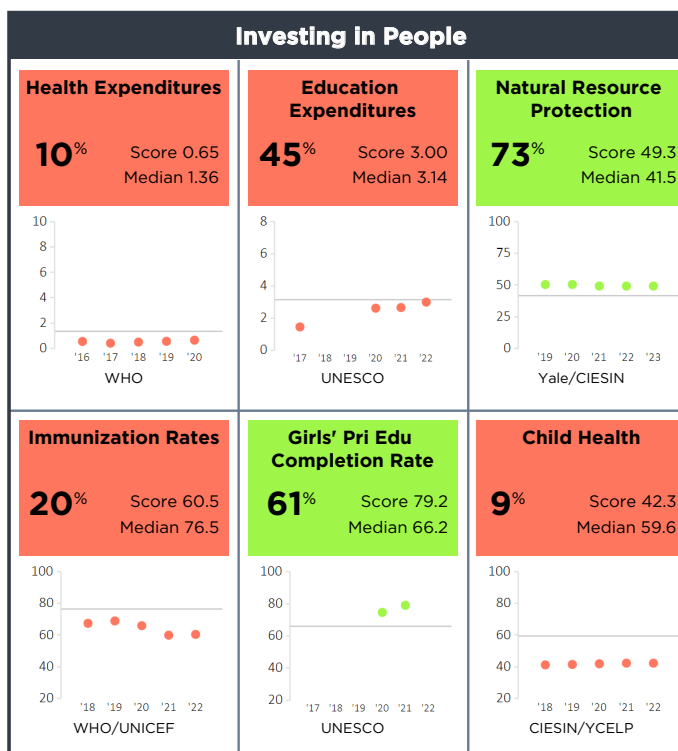
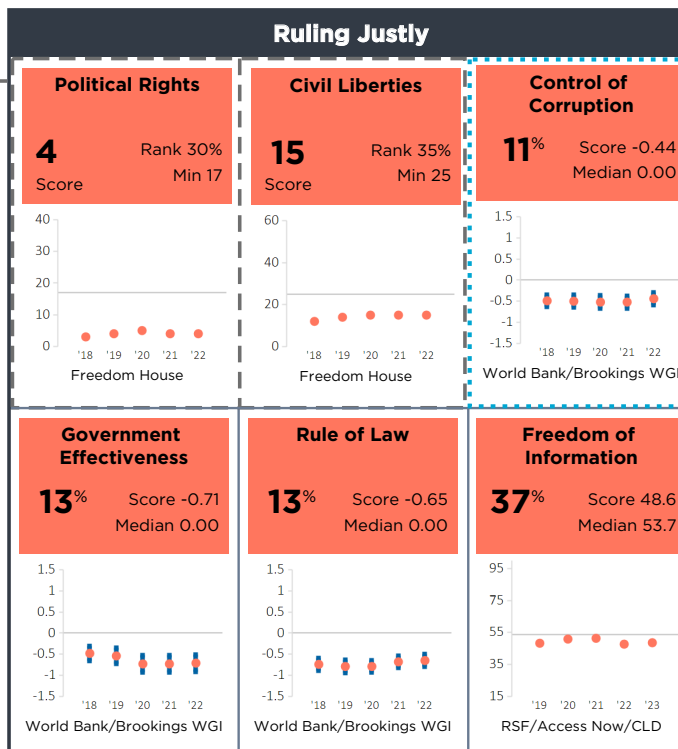
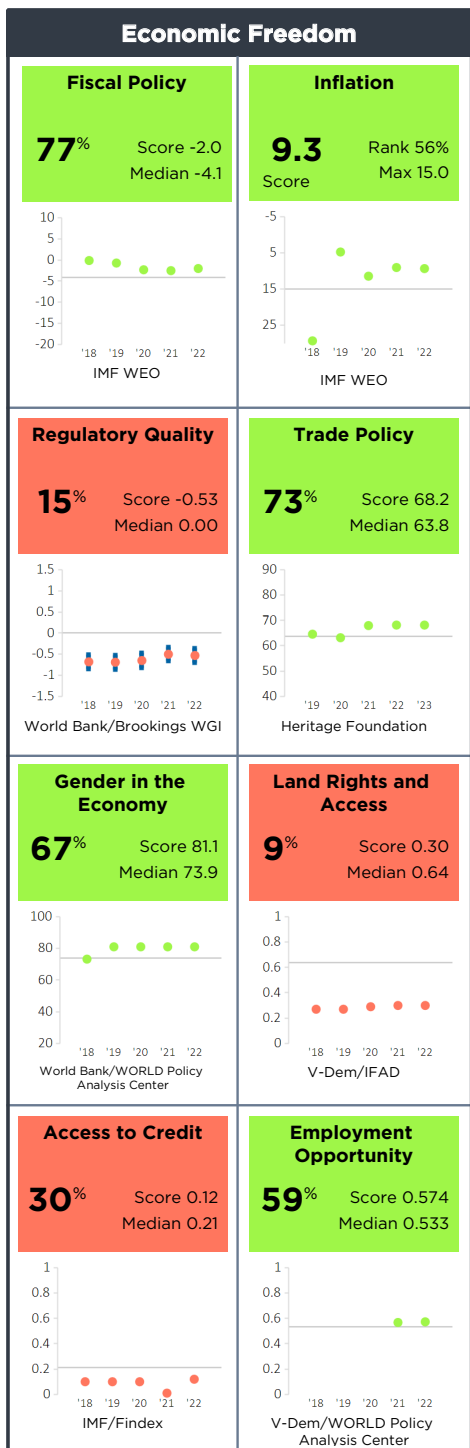
For more information regarding the Millennium Challenge Account Selection Process and these indicators, please consult MCC's website [www.mcc.gov/selection](http://www.mcc.gov/selection)

\* Indicates the country has a score this year, but the score is outside the range of scores shown on the chart.

# Congo, Dem. Rep. FY24

Population 99,010,000  
 GNI/Cap \$590  
 Category GNI/Cap ≤ \$2,145

Half Scorecard Passed **X**  
 Control of Corruption **X**  
 Democratic Rights **X**



For more information regarding the Millennium Challenge Account Selection Process and these indicators, please consult MCC's website [www.mcc.gov/selection](http://www.mcc.gov/selection)

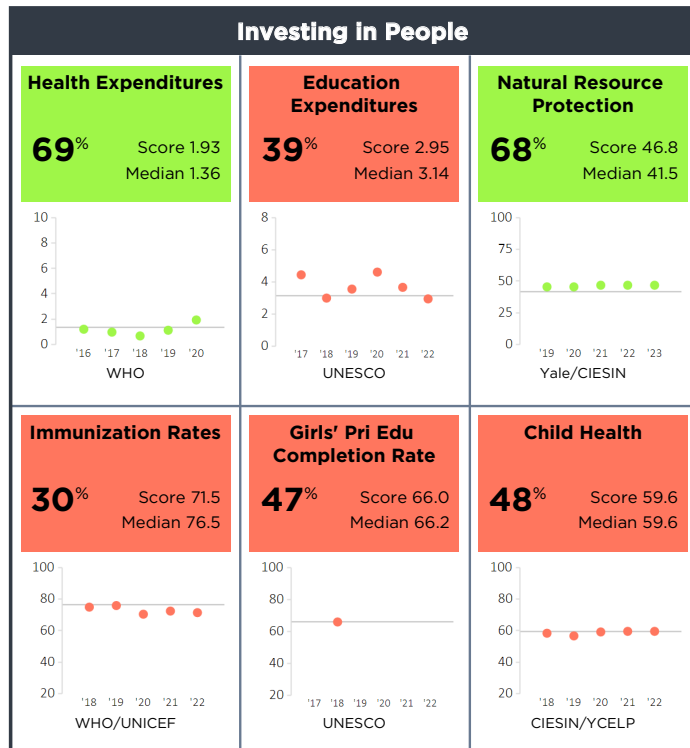
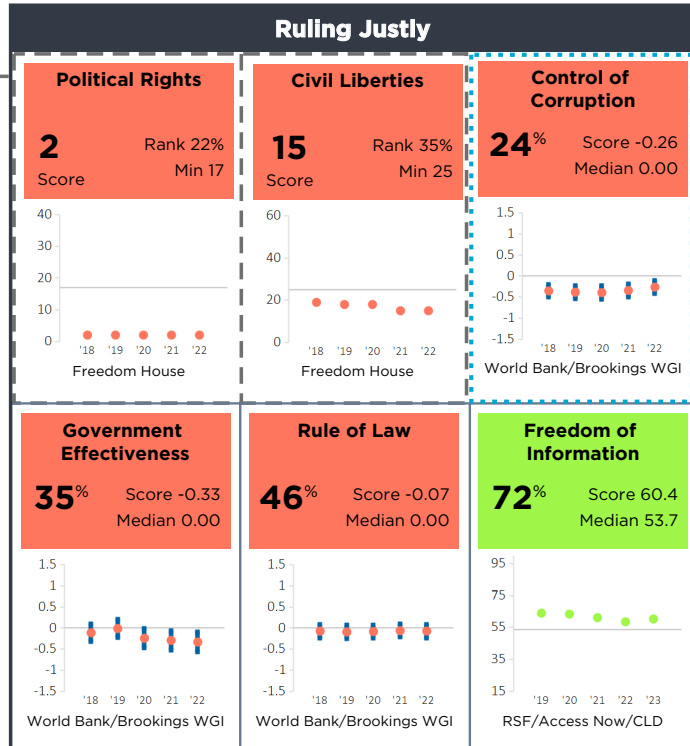
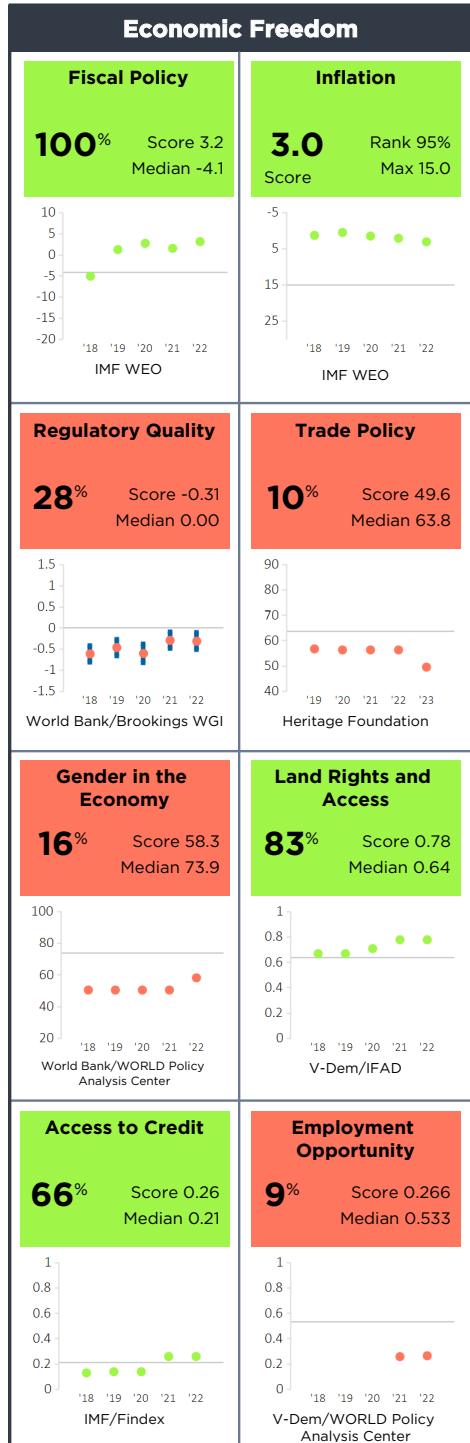
Congo, Dem. Rep.

# Congo, Rep. FY24

Population 5,970,000  
 GNI/Cap \$2,060  
 Category GNI/Cap ≤ \$2,145

Half Scorecard Passed **X**  
 Control of Corruption **X**  
 Democratic Rights **X**

Congo, Rep.

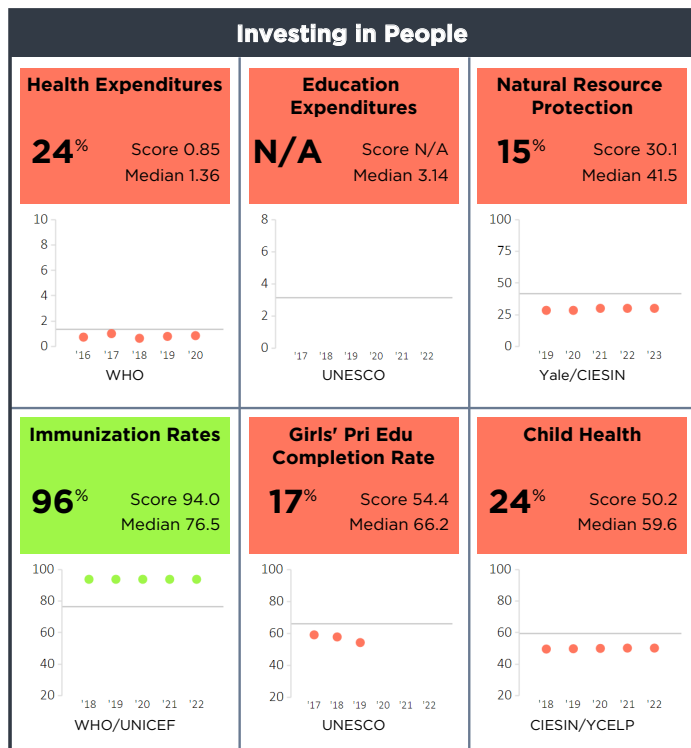
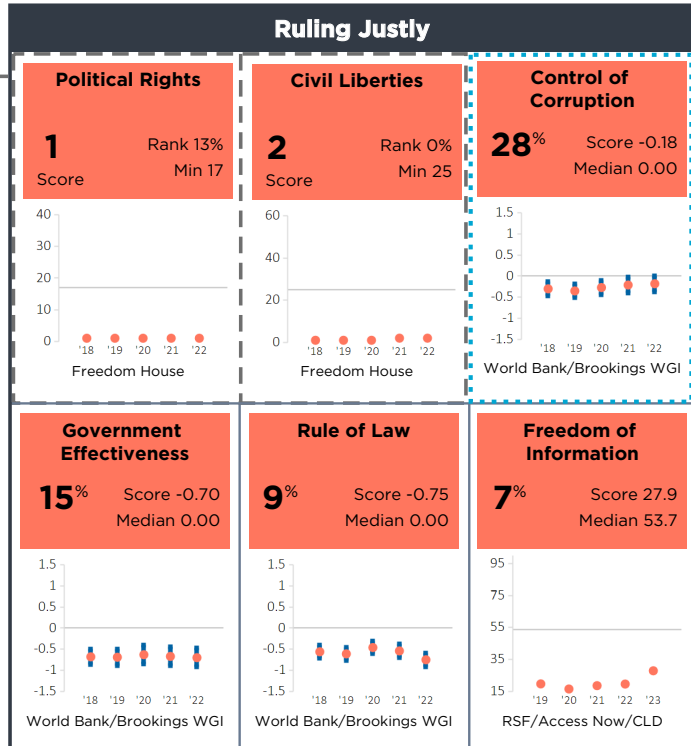
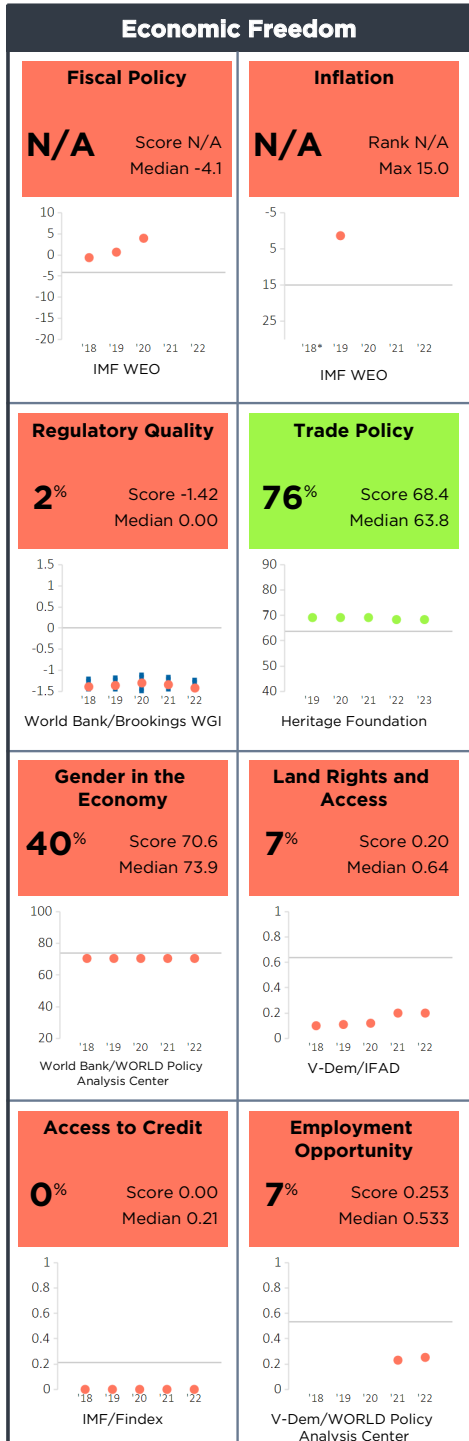


For more information regarding the Millennium Challenge Account Selection Process and these indicators, please consult MCC's website [www.mcc.gov/selection](http://www.mcc.gov/selection)

# Eritrea FY24

Population 3,684,000  
 GNI/Cap  
 Category GNI/Cap ≤ \$2,145

Half Scorecard Passed **X**  
 Control of Corruption **X**  
 Democratic Rights **X**



For more information regarding the Millennium Challenge Account Selection Process and these indicators, please consult MCC's website [www.mcc.gov/selection](http://www.mcc.gov/selection)

\* Indicates the country has a score this year, but the score is outside the range of scores shown on the chart.

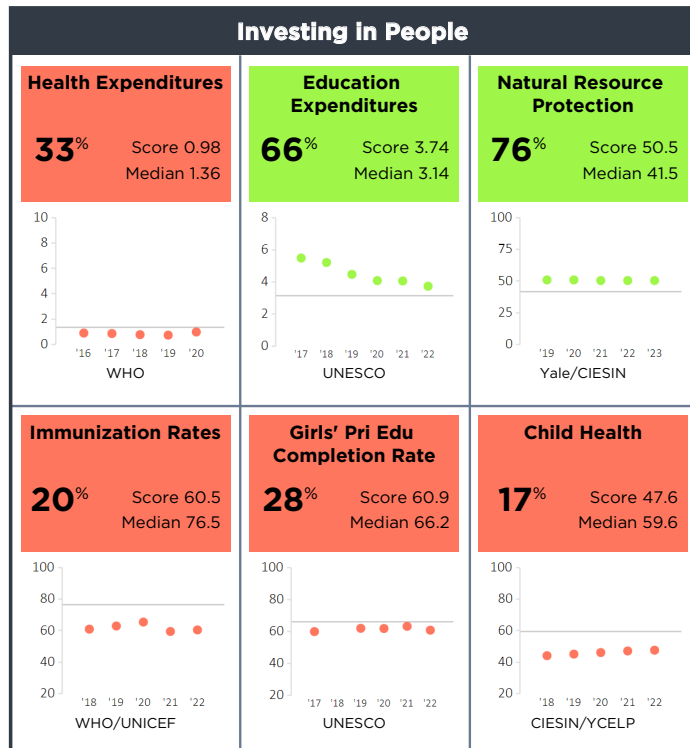
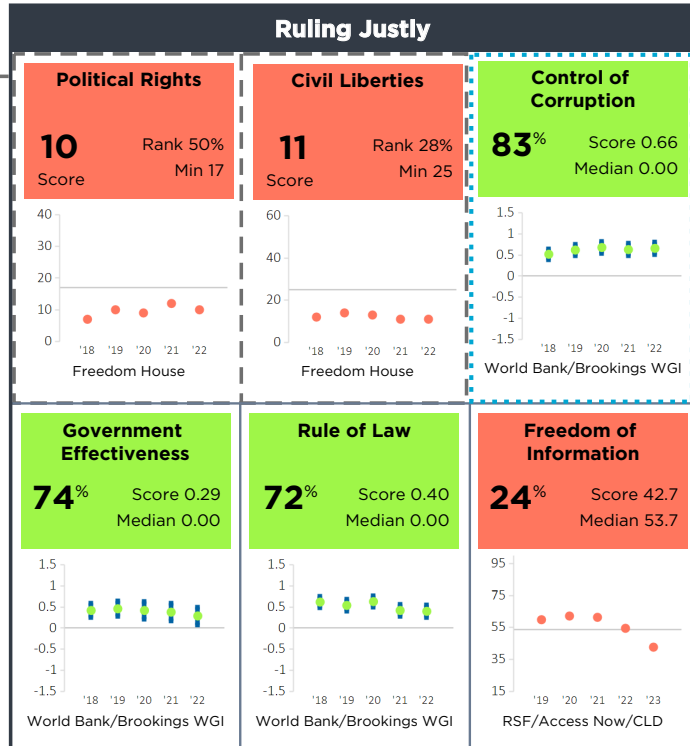
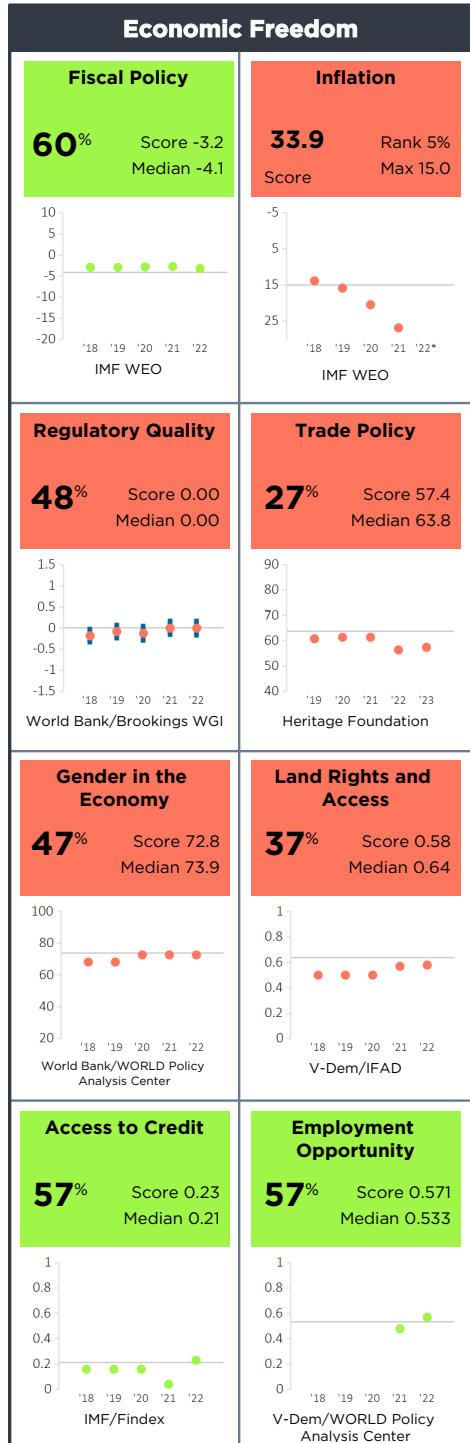


# Ethiopia FY24

Population 123,380,000  
 GNI/Cap \$1,020  
 Category GNI/Cap ≤ \$2,145

Half Scorecard Passed X  
 Control of Corruption ✓  
 Democratic Rights X

Ethiopia



For more information regarding the Millennium Challenge Account Selection Process and these indicators, please consult MCC's website [www.mcc.gov/selection](http://www.mcc.gov/selection)

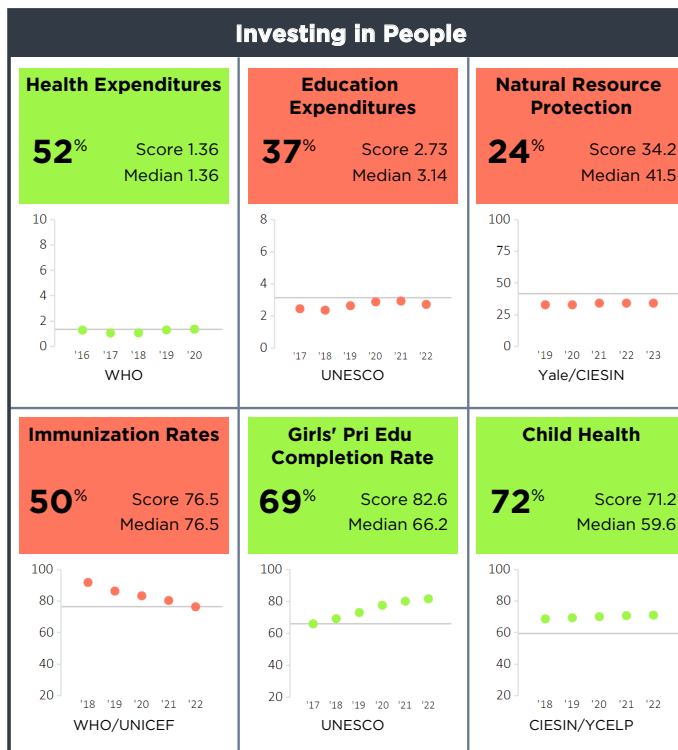
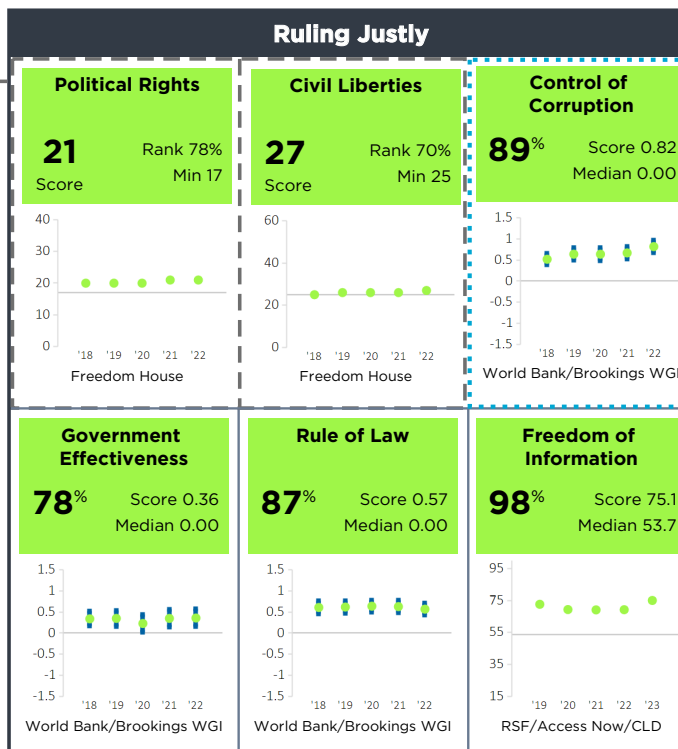
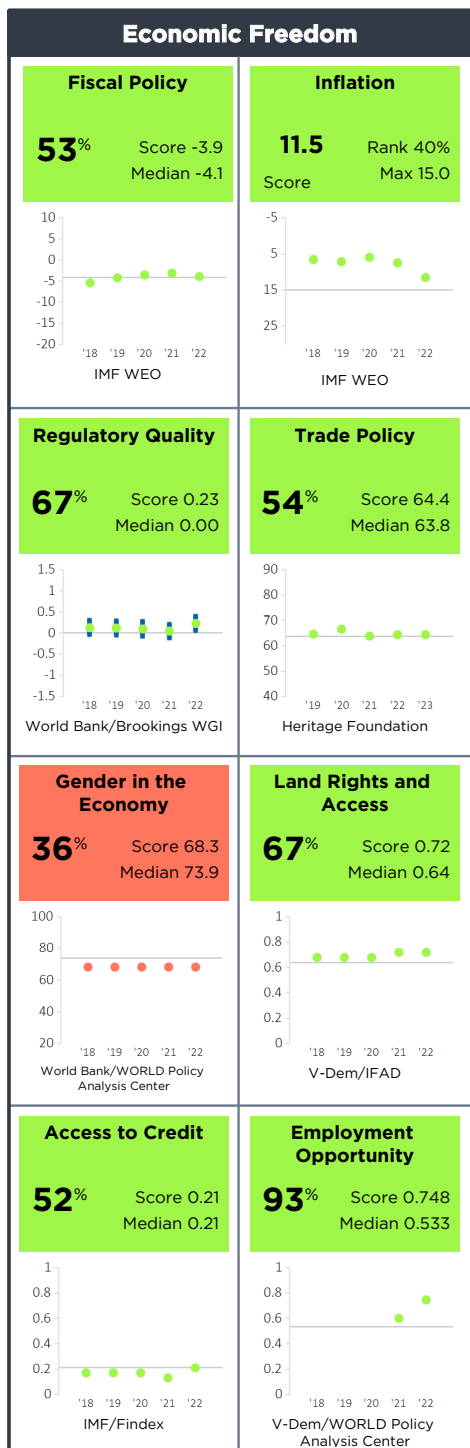
\* Indicates the country has a score this year, but the score is outside the range of scores shown on the chart.



# Gambia FY24

Population 2,706,000  
 GNI/Cap \$810  
 Category GNI/Cap ≤ \$2,145

Half Scorecard Passed ✓  
 Control of Corruption ✓  
 Democratic Rights ✓



For more information regarding the Millennium Challenge Account Selection Process and these indicators, please consult MCC's website [www.mcc.gov/selection](http://www.mcc.gov/selection)

Gambia

# Guinea FY24

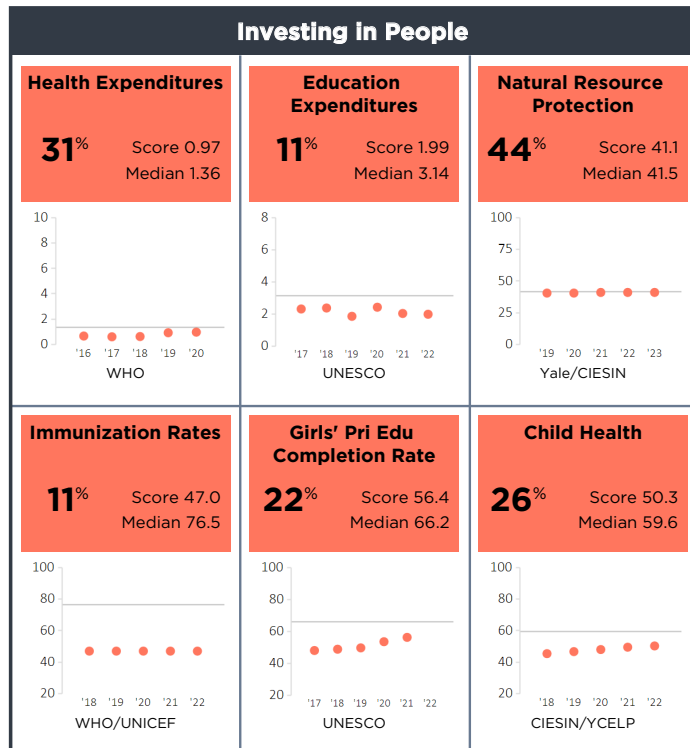
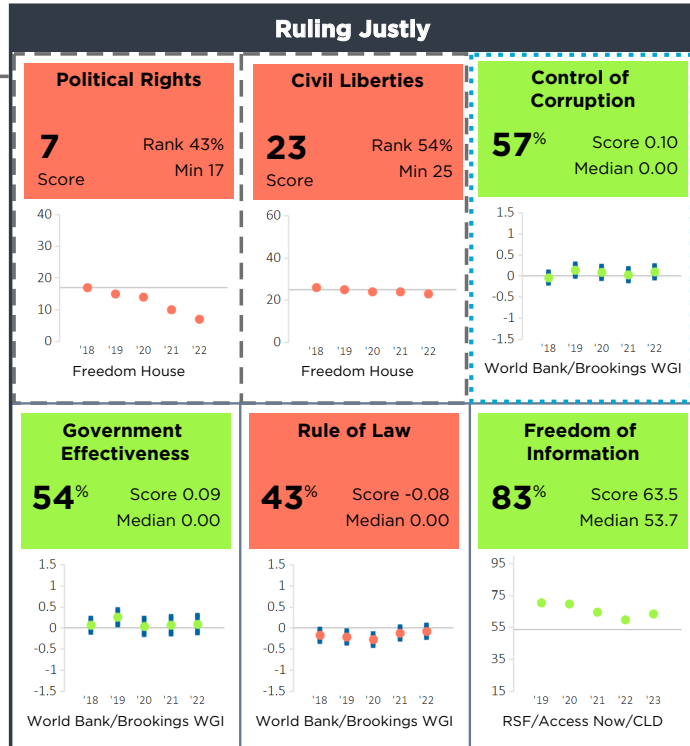
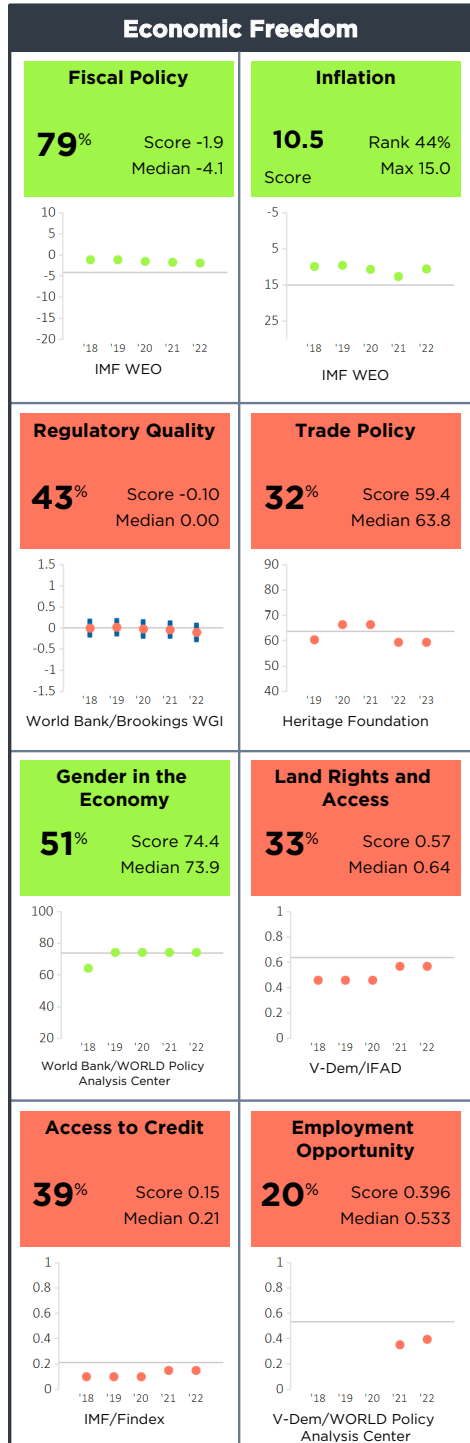
Population 13,859,000  
 GNI/Cap \$1,180  
 Category GNI/Cap ≤ \$2,145

Half Scorecard Passed X

Control of Corruption ✓

Democratic Rights X

Guinea



For more information regarding the Millennium Challenge Account Selection Process and these indicators, please consult MCC's website [www.mcc.gov/selection](http://www.mcc.gov/selection)

# Guinea-Bissau FY24

Population 2,106,000  
 GNI/Cap \$820  
 Category GNI/Cap ≤ \$2,145

Half Scorecard Passed **X**  
 Control of Corruption **X**  
 Democratic Rights **✓**

### Economic Freedom

<b>Fiscal Policy</b> <b>19%</b> Score -7.1 Median -4.1  IMF WEO	<b>Inflation</b> <b>7.9</b> Rank 63% Score Max 15.0  IMF WEO
<b>Regulatory Quality</b> <b>22%</b> Score -0.37 Median 0.00  World Bank/Brookings WGI	<b>Trade Policy</b> <b>17%</b> Score 50.6 Median 63.8  Heritage Foundation
<b>Gender in the Economy</b> <b>9%</b> Score 46.7 Median 73.9  World Bank/WORLD Policy Analysis Center	<b>Land Rights and Access</b> <b>22%</b> Score 0.45 Median 0.64  V-Dem/IFAD
<b>Access to Credit</b> <b>23%</b> Score 0.08 Median 0.21  IMF/Findex	<b>Employment Opportunity</b> <b>33%</b> Score 0.484 Median 0.533  V-Dem/WORLD Policy Analysis Center

### Ruling Justly

<b>Political Rights</b> <b>17</b> Rank 72% Score Min 17  Freedom House	<b>Civil Liberties</b> <b>26</b> Rank 65% Score Min 25  Freedom House	<b>Control of Corruption</b> <b>41%</b> Score -0.08 Median 0.00  World Bank/Brookings WGI
<b>Government Effectiveness</b> <b>26%</b> Score -0.45 Median 0.00  World Bank/Brookings WGI	<b>Rule of Law</b> <b>22%</b> Score -0.43 Median 0.00  World Bank/Brookings WGI	<b>Freedom of Information</b> <b>74%</b> Score 61.6 Median 53.7  RSF/Access Now/CLD

### Investing in People

<b>Health Expenditures</b> <b>14%</b> Score 0.71 Median 1.36  WHO	<b>Education Expenditures</b> <b>N/A</b> Score N/A Median 3.14  UNESCO	<b>Natural Resource Protection</b> <b>83%</b> Score 54.3 Median 41.5  Yale/CIESIN
<b>Immunization Rates</b> <b>46%</b> Score 74.5 Median 76.5  WHO/UNICEF	<b>Girls' Pri Edu Completion Rate</b> <b>N/A</b> Score N/A Median 66.2  UNESCO	<b>Child Health</b> <b>28%</b> Score 51.4 Median 59.6  CIESIN/YCELP

For more information regarding the Millennium Challenge Account Selection Process and these indicators, please consult MCC's website [www.mcc.gov/selection](http://www.mcc.gov/selection)

Guinea-Bissau

# Haiti FY24

Population 11,585,000  
 GNI/Cap \$1,610  
 Category GNI/Cap ≤ \$2,145

Half Scorecard Passed **X**

Control of Corruption **X**

Democratic Rights **X**

Haiti

### Economic Freedom

<b>Fiscal Policy</b> <b>74%</b> Score -2.4 Median -4.1  IMF WEO	<b>Inflation</b> <b>27.6</b> Rank 9% Score Max 15.0  IMF WEO
<b>Regulatory Quality</b> <b>24%</b> Score -0.37 Median 0.00  World Bank/Brookings WGI	<b>Trade Policy</b> <b>61%</b> Score 66.4 Median 63.8  Heritage Foundation
<b>Gender in the Economy</b> <b>27%</b> Score 63.3 Median 73.9  World Bank/WORLD Policy Analysis Center	<b>Land Rights and Access</b> <b>26%</b> Score 0.52 Median 0.64  V-Dem/IFAD
<b>Access to Credit</b> <b>14%</b> Score 0.05 Median 0.21  IMF/Findex	<b>Employment Opportunity</b> <b>26%</b> Score 0.411 Median 0.533  V-Dem/WORLD Policy Analysis Center

### Ruling Justly

<b>Political Rights</b> <b>11</b> Rank 54% Score Min 17  Freedom House	<b>Civil Liberties</b> <b>20</b> Rank 48% Score Min 25  Freedom House	<b>Control of Corruption</b> <b>17%</b> Score -0.36 Median 0.00  World Bank/Brookings WGI
<b>Government Effectiveness</b> <b>4%</b> Score -1.19 Median 0.00  World Bank/Brookings WGI	<b>Rule of Law</b> <b>24%</b> Score -0.36 Median 0.00  World Bank/Brookings WGI	<b>Freedom of Information</b> <b>63%</b> Score 57.4 Median 53.7  RSF/Access Now/CLD

### Investing in People

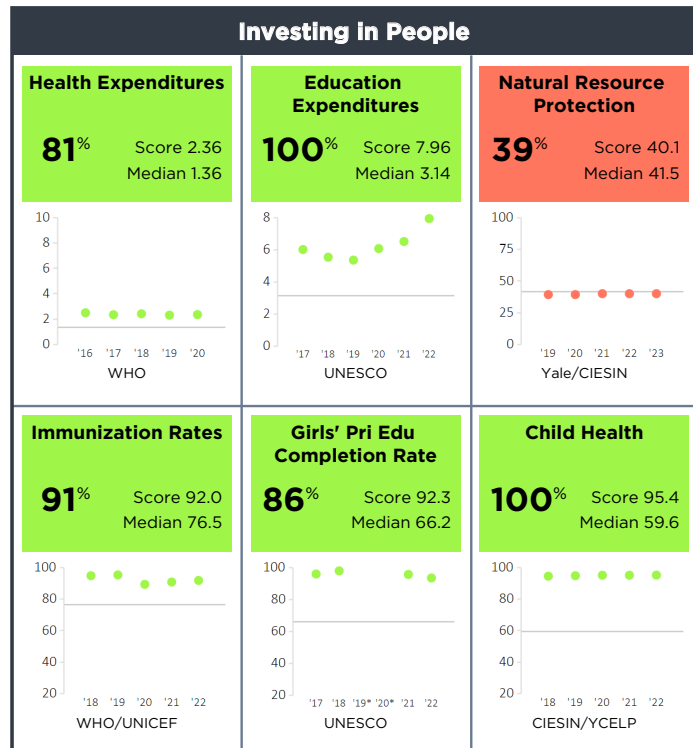
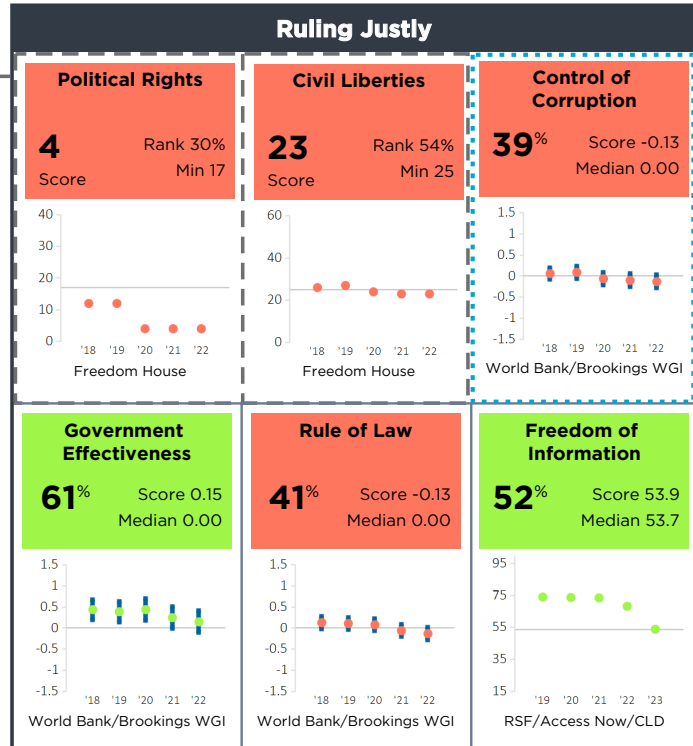
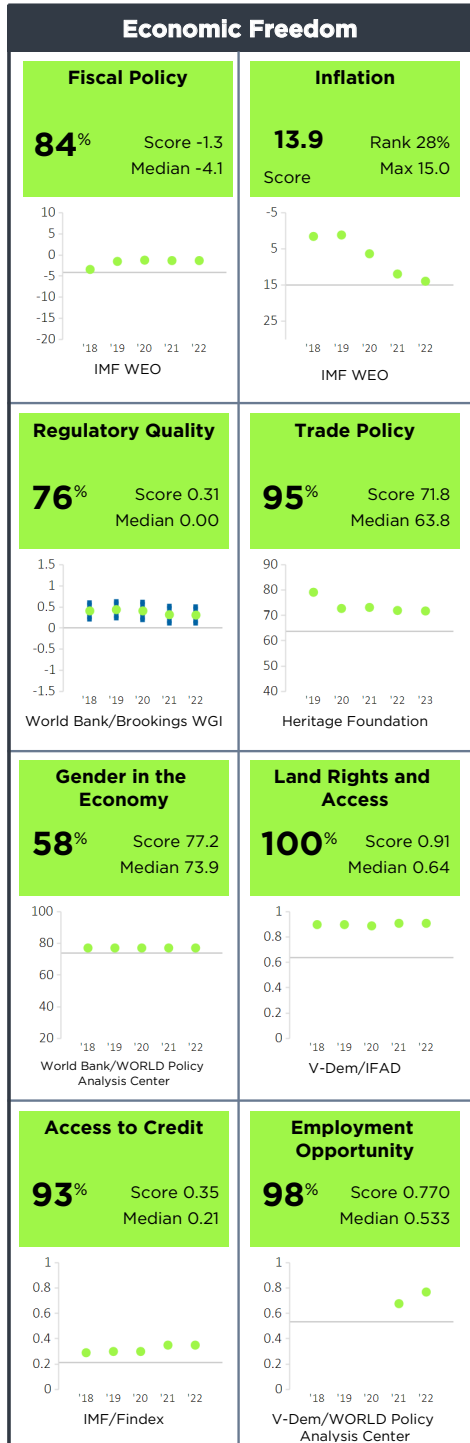
<b>Health Expenditures</b> <b>0%</b> Score 0.41 Median 1.36  WHO	<b>Education Expenditures</b> <b>3%</b> Score 1.27 Median 3.14  UNESCO	<b>Natural Resource Protection</b> <b>12%</b> Score 29.4 Median 41.5  Yale/CIESIN
<b>Immunization Rates</b> <b>15%</b> Score 58.0 Median 76.5  WHO/UNICEF	<b>Girls' Pri Edu Completion Rate</b> <b>N/A</b> Score N/A Median 66.2  UNESCO	<b>Child Health</b> <b>59%</b> Score 61.9 Median 59.6  CIESIN/YCELP

For more information regarding the Millennium Challenge Account Selection Process and these indicators, please consult MCC's website [www.mcc.gov/selection](http://www.mcc.gov/selection)

# Kyrgyz Republic FY24

Population 6,803,000  
 GNI/Cap \$1,410  
 Category GNI/Cap ≤ \$2,145

Half Scorecard Passed ✓  
 Control of Corruption ✗  
 Democratic Rights ✗



For more information regarding the Millennium Challenge Account Selection Process and these indicators, please consult MCC's website [www.mcc.gov/selection](http://www.mcc.gov/selection)

\* Indicates the country has a score this year, but the score is outside the range of scores shown on the chart.

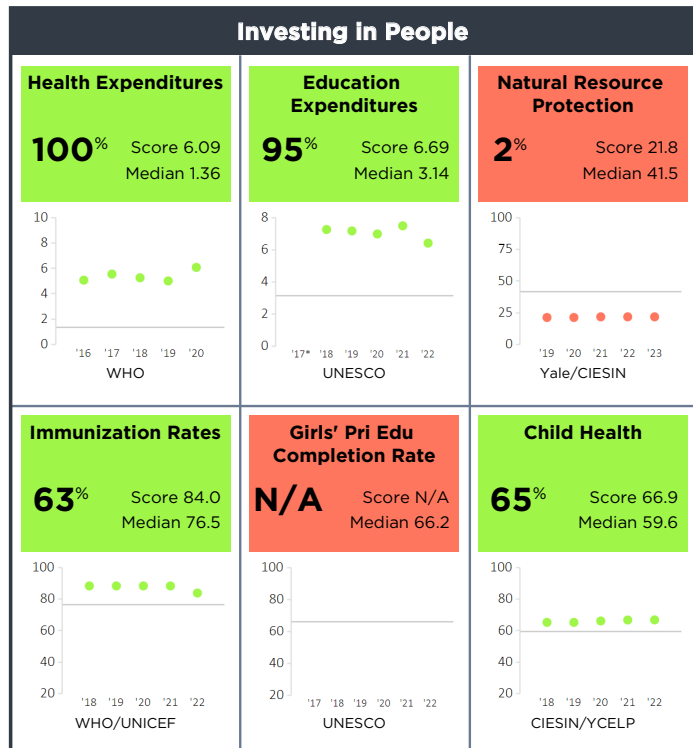
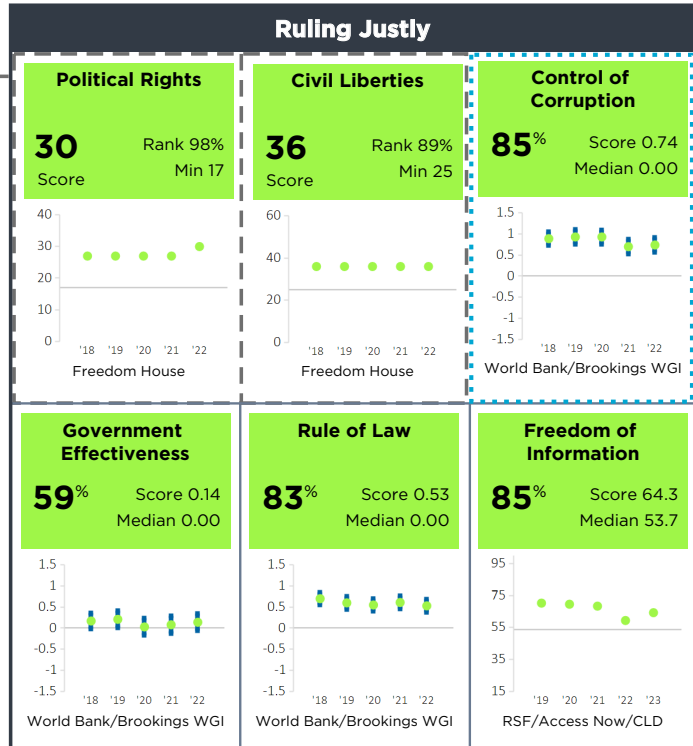
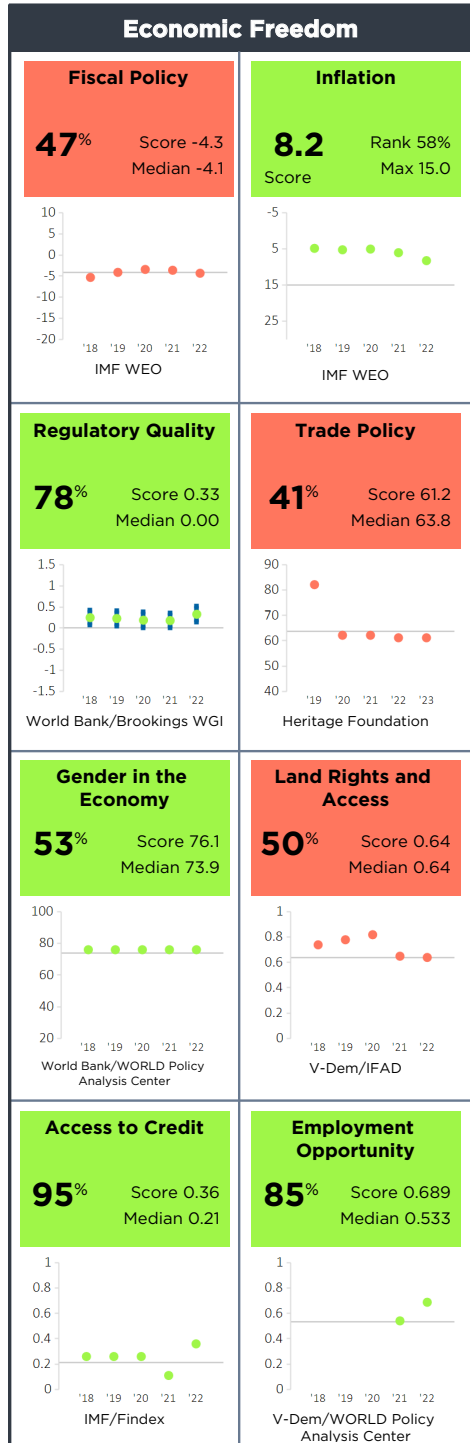
Kyrgyz Republic

# Lesotho FY24

Population 2,306,000  
 GNI/Cap \$1,260  
 Category GNI/Cap ≤ \$2,145

Half Scorecard Passed ✓  
 Control of Corruption ✓  
 Democratic Rights ✓

Lesotho



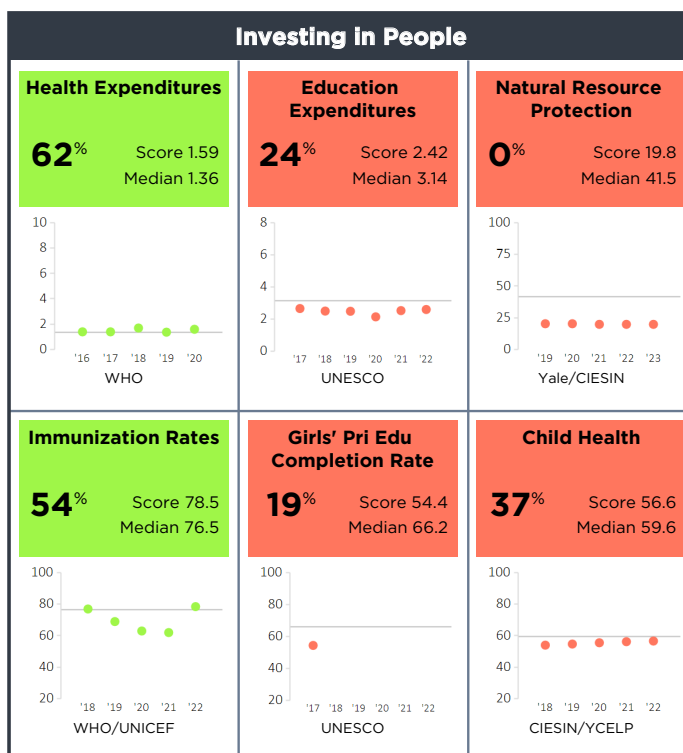
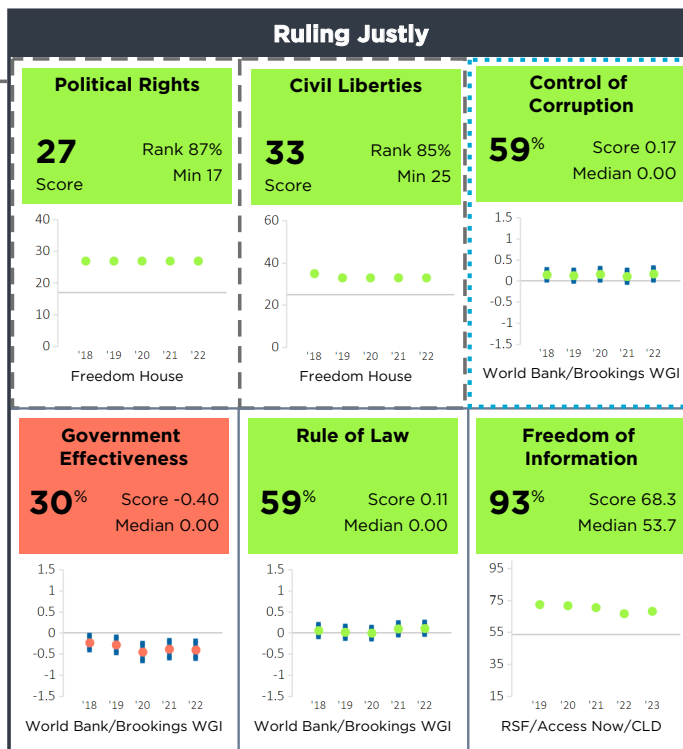
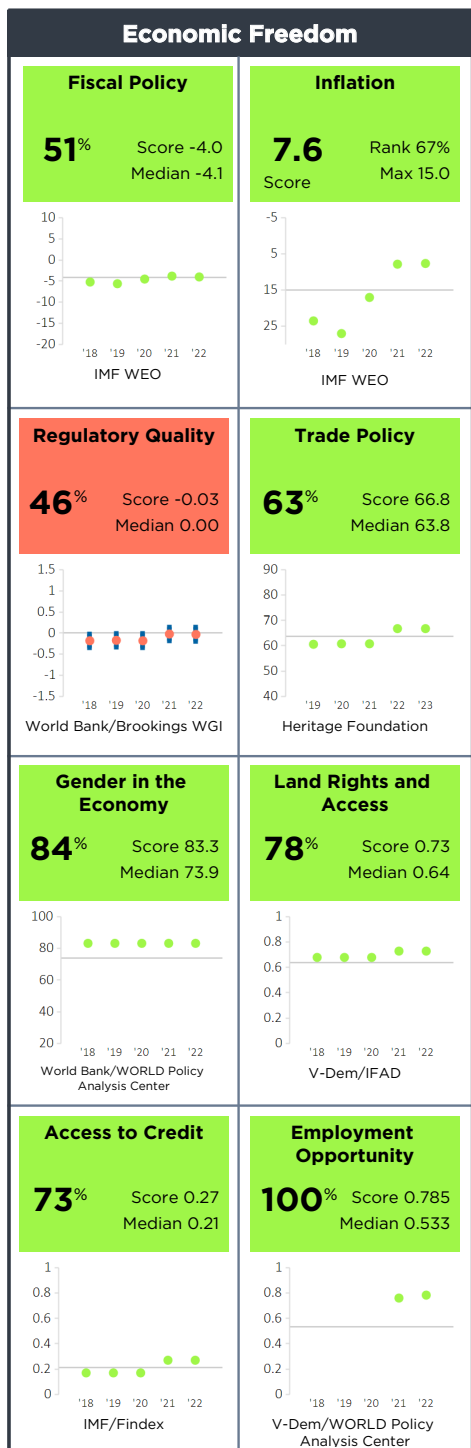
For more information regarding the Millennium Challenge Account Selection Process and these indicators, please consult MCC's website [www.mcc.gov/selection](http://www.mcc.gov/selection)

\* Indicates the country has a score this year, but the score is outside the range of scores shown on the chart.

# Liberia FY24

Population 5,303,000  
 GNI/Cap \$680  
 Category GNI/Cap ≤ \$2,145

Half Scorecard Passed ✓  
 Control of Corruption ✓  
 Democratic Rights ✓



For more information regarding the Millennium Challenge Account Selection Process and these indicators, please consult MCC's website [www.mcc.gov/selection](http://www.mcc.gov/selection)

Liberia

# Madagascar FY24

Population 29,612,000  
 GNI/Cap \$510  
 Category GNI/Cap ≤ \$2,145

Half Scorecard Passed ✓  
 Control of Corruption ✓  
 Democratic Rights ✓

Madagascar

### Economic Freedom

<b>Fiscal Policy</b> <b>44%</b> Score -4.3 Median -4.1 <p>IMF WEO</p>	<b>Inflation</b> <b>8.2</b> Rank 60% Score Max 15.0 <p>IMF WEO</p>
<b>Regulatory Quality</b> <b>59%</b> Score 0.13 Median 0.00 <p>World Bank/Brookings WGI</p>	<b>Trade Policy</b> <b>76%</b> Score 68.4 Median 63.8 <p>Heritage Foundation</p>
<b>Gender in the Economy</b> <b>40%</b> Score 70.6 Median 73.9 <p>World Bank/WORLD Policy Analysis Center</p>	<b>Land Rights and Access</b> <b>98%</b> Score 0.84 Median 0.64 <p>V-Dem/IFAD</p>
<b>Access to Credit</b> <b>34%</b> Score 0.13 Median 0.21 <p>IMF/Findex</p>	<b>Employment Opportunity</b> <b>61%</b> Score 0.591 Median 0.533 <p>V-Dem/WORLD Policy Analysis Center</p>

### Ruling Justly

<b>Political Rights</b> <b>27</b> Rank 87% Score Min 17 <p>Freedom House</p>	<b>Civil Liberties</b> <b>34</b> Rank 87% Score Min 25 <p>Freedom House</p>	<b>Control of Corruption</b> <b>54%</b> Score 0.09 Median 0.00 <p>World Bank/Brookings WGI</p>
<b>Government Effectiveness</b> <b>52%</b> Score 0.05 Median 0.00 <p>World Bank/Brookings WGI</p>	<b>Rule of Law</b> <b>57%</b> Score 0.08 Median 0.00 <p>World Bank/Brookings WGI</p>	<b>Freedom of Information</b> <b>61%</b> Score 56.7 Median 53.7 <p>RSF/Access Now/CLD</p>

### Investing in People

<b>Health Expenditures</b> <b>55%</b> Score 1.44 Median 1.36 <p>WHO</p>	<b>Education Expenditures</b> <b>50%</b> Score 3.14 Median 3.14 <p>UNESCO</p>	<b>Natural Resource Protection</b> <b>10%</b> Score 29.3 Median 41.5 <p>Yale/CIESIN</p>
<b>Immunization Rates</b> <b>13%</b> Score 50.5 Median 76.5 <p>WHO/UNICEF</p>	<b>Girls' Pri Edu Completion Rate</b> <b>33%</b> Score 62.0 Median 66.2 <p>UNESCO</p>	<b>Child Health</b> <b>13%</b> Score 46.0 Median 59.6 <p>CIESIN/YCELP</p>

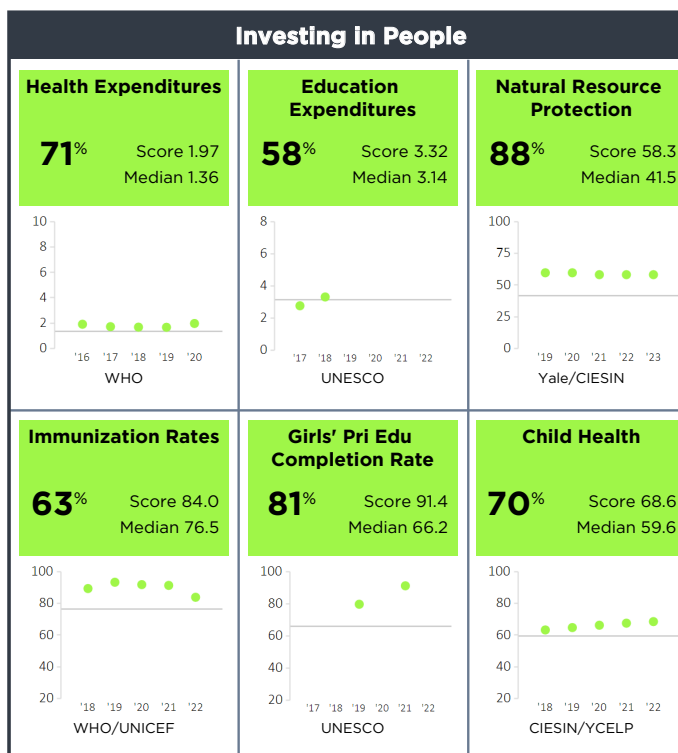
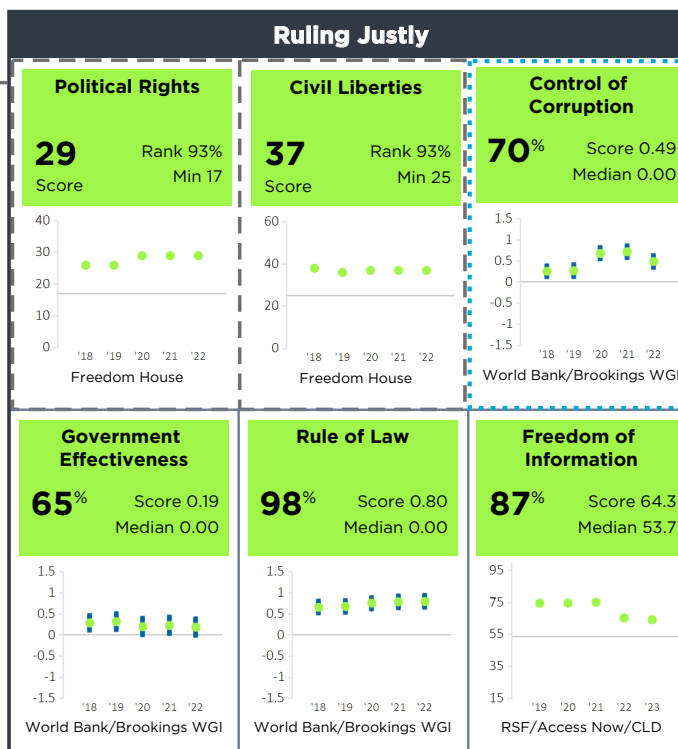
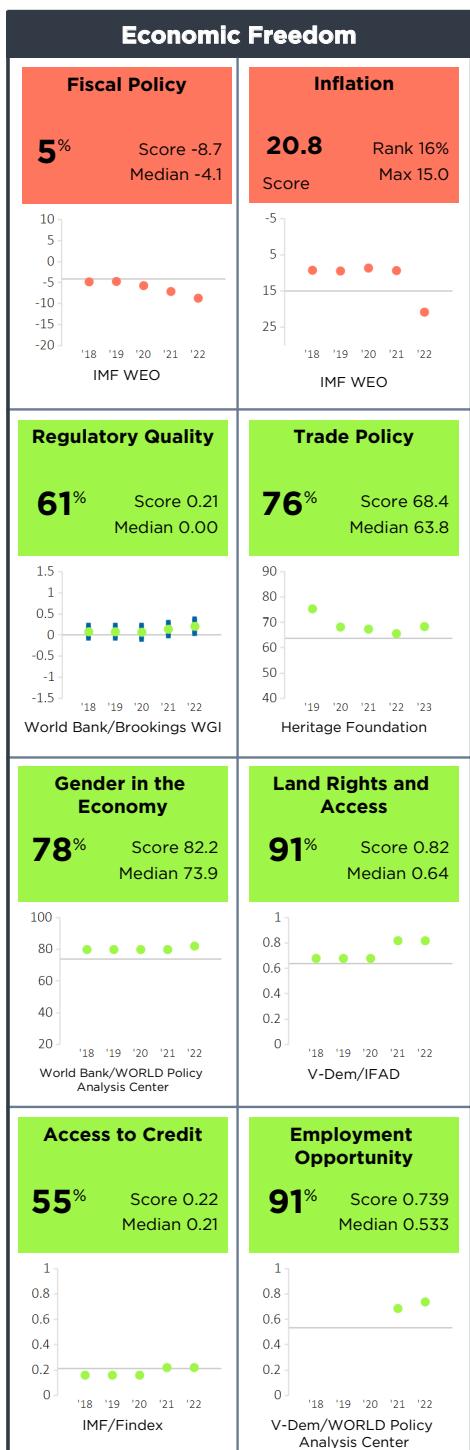
For more information regarding the Millennium Challenge Account Selection Process and these indicators, please consult MCC's website [www.mcc.gov/selection](http://www.mcc.gov/selection)



# Malawi FY24

Population 20,405,000  
 GNI/Cap \$640  
 Category GNI/Cap ≤ \$2,145

Half Scorecard Passed ✓  
 Control of Corruption ✓  
 Democratic Rights ✓



For more information regarding the Millennium Challenge Account Selection Process and these indicators, please consult MCC's website [www.mcc.gov/selection](http://www.mcc.gov/selection)



# Mali FY24

Population 22,594,000  
 GNI/Cap \$850  
 Category GNI/Cap ≤ \$2,145

Half Scorecard Passed   
 Control of Corruption   
 Democratic Rights

Mali

### Economic Freedom

<b>Fiscal Policy</b> <b>37%</b> Score -5.0 Median -4.1 <p>IMF WEO</p>	<b>Inflation</b> <b>9.7</b> Rank 51% Score Max 15.0 <p>IMF WEO</p>
<b>Regulatory Quality</b> <b>74%</b> Score 0.31 Median 0.00 <p>World Bank/Brookings WGI</p>	<b>Trade Policy</b> <b>51%</b> Score 64.0 Median 63.8 <p>Heritage Foundation</p>
<b>Gender in the Economy</b> <b>20%</b> Score 61.1 Median 73.9 <p>World Bank/WORLD Policy Analysis Center</p>	<b>Land Rights and Access</b> <b>87%</b> Score 0.81 Median 0.64 <p>V-Dem/IFAD</p>
<b>Access to Credit</b> <b>59%</b> Score 0.24 Median 0.21 <p>IMF/Findex</p>	<b>Employment Opportunity</b> <b>35%</b> Score 0.492 Median 0.533 <p>V-Dem/WORLD Policy Analysis Center</p>

### Ruling Justly

<b>Political Rights</b> <b>8</b> Rank 46% Score Min 17 <p>Freedom House</p>	<b>Civil Liberties</b> <b>21</b> Rank 50% Score Min 25 <p>Freedom House</p>	<b>Control of Corruption</b> <b>61%</b> Score 0.22 Median 0.00 <p>World Bank/Brookings WGI</p>
<b>Government Effectiveness</b> <b>41%</b> Score -0.16 Median 0.00 <p>World Bank/Brookings WGI</p>	<b>Rule of Law</b> <b>54%</b> Score 0.02 Median 0.00 <p>World Bank/Brookings WGI</p>	<b>Freedom of Information</b> <b>46%</b> Score 52.3 Median 53.7 <p>RSF/Access Now/CLD</p>

### Investing in People

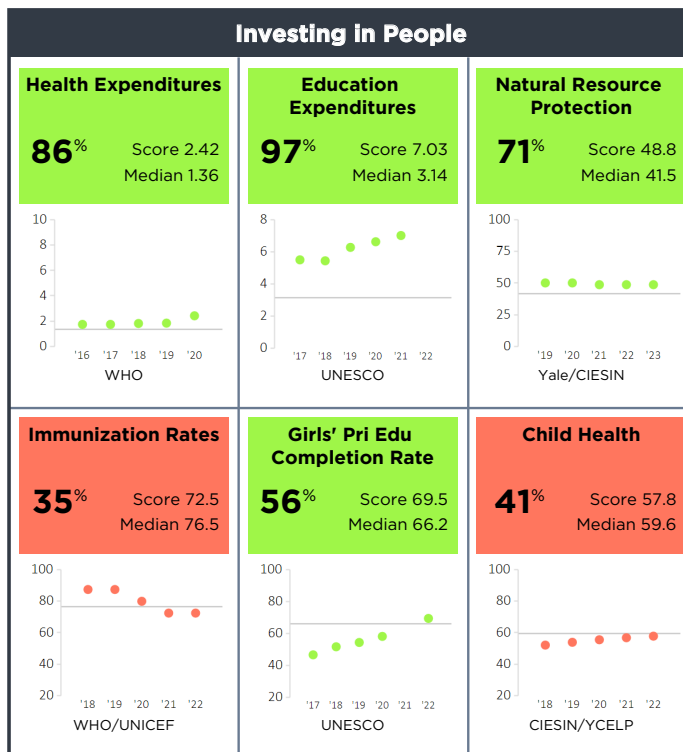
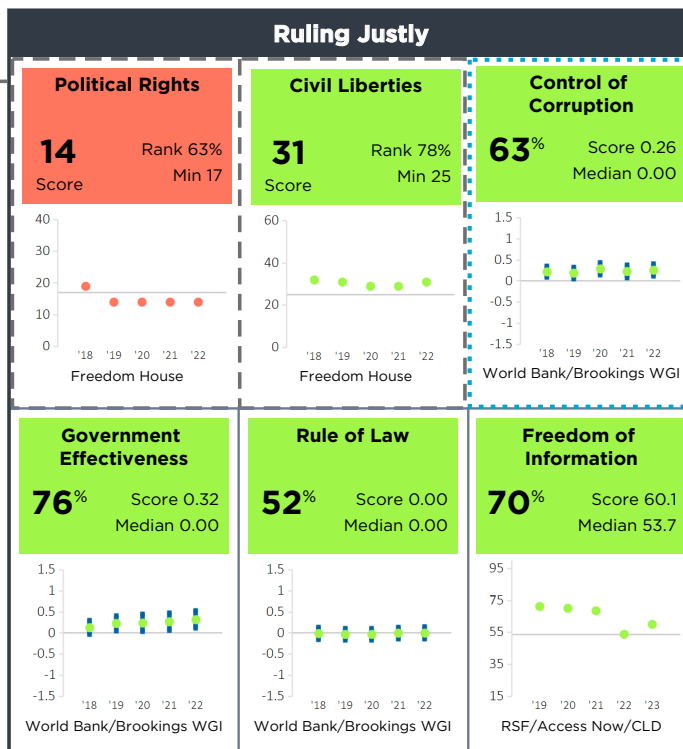
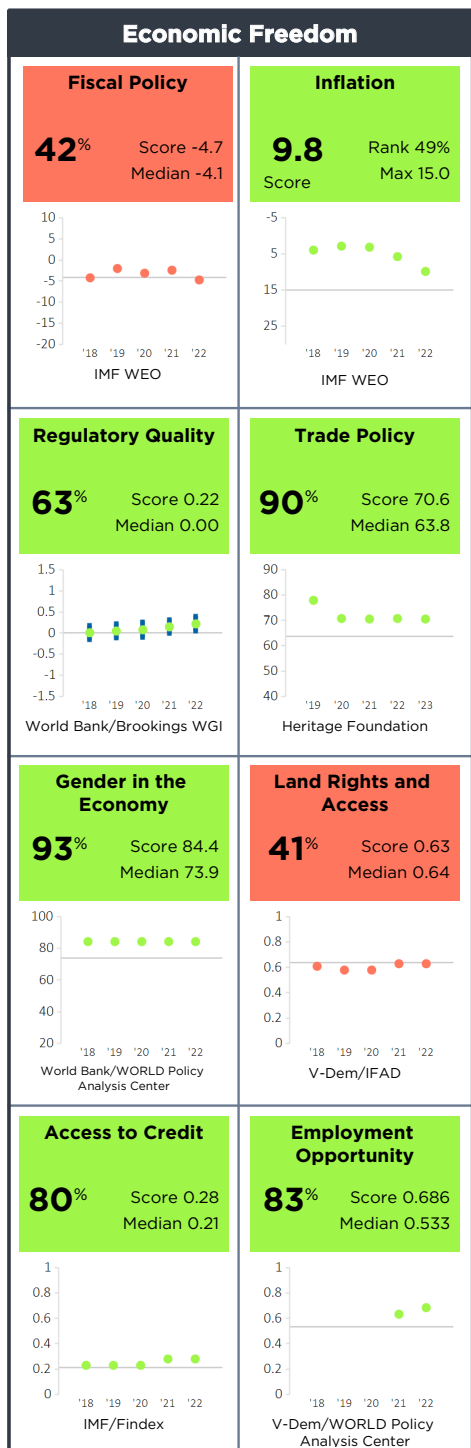
<b>Health Expenditures</b> <b>57%</b> Score 1.48 Median 1.36 <p>WHO</p>	<b>Education Expenditures</b> <b>71%</b> Score 4.04 Median 3.14 <p>UNESCO</p>	<b>Natural Resource Protection</b> <b>34%</b> Score 39.3 Median 41.5 <p>Yale/CIESIN</p>
<b>Immunization Rates</b> <b>41%</b> Score 73.5 Median 76.5 <p>WHO/UNICEF</p>	<b>Girls' Pri Edu Completion Rate</b> <b>6%</b> Score 44.5 Median 66.2 <p>UNESCO</p>	<b>Child Health</b> <b>57%</b> Score 60.5 Median 59.6 <p>CIESIN/YCELP</p>

For more information regarding the Millennium Challenge Account Selection Process and these indicators, please consult MCC's website [www.mcc.gov/selection](http://www.mcc.gov/selection)

# Mozambique FY24

Population 32,970,000  
 GNI/Cap \$500  
 Category GNI/Cap ≤ \$2,145

Half Scorecard Passed   
 Control of Corruption   
 Democratic Rights



For more information regarding the Millennium Challenge Account Selection Process and these indicators, please consult MCC's website [www.mcc.gov/selection](http://www.mcc.gov/selection)

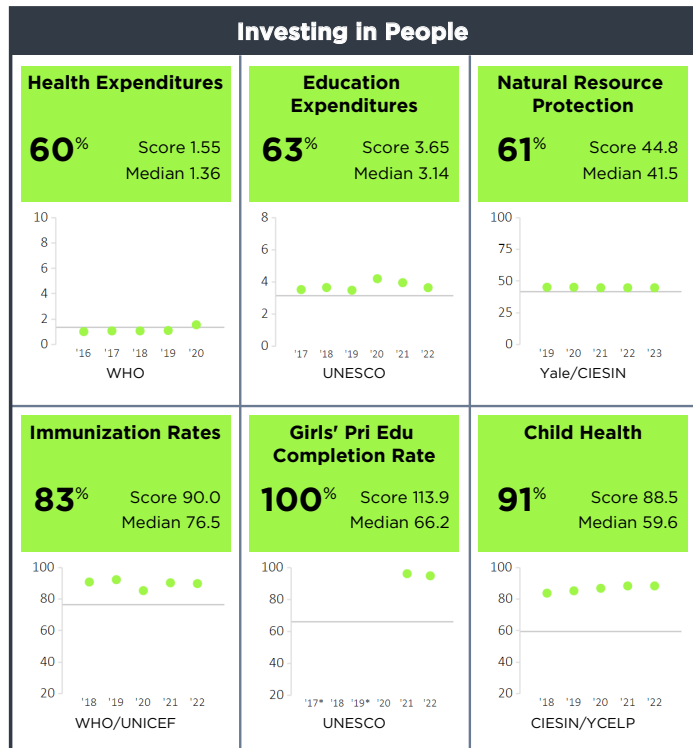
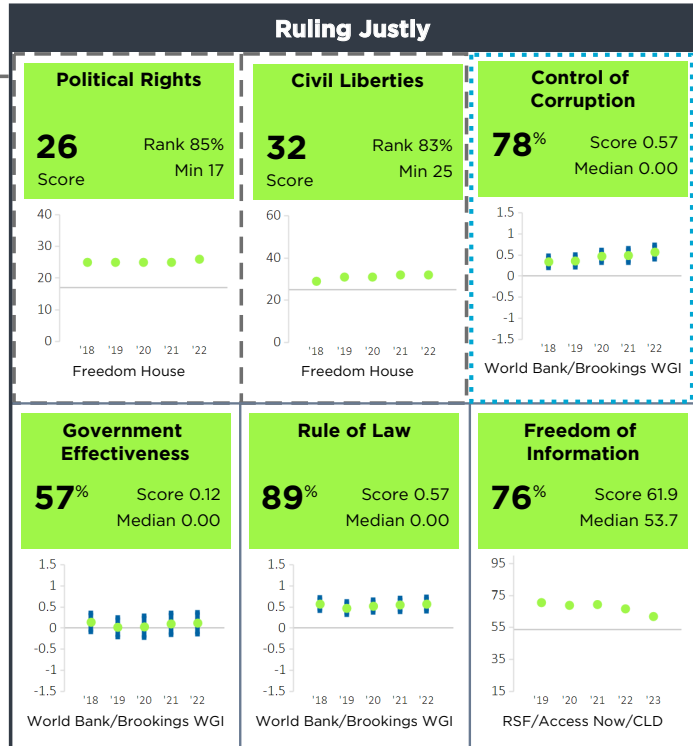
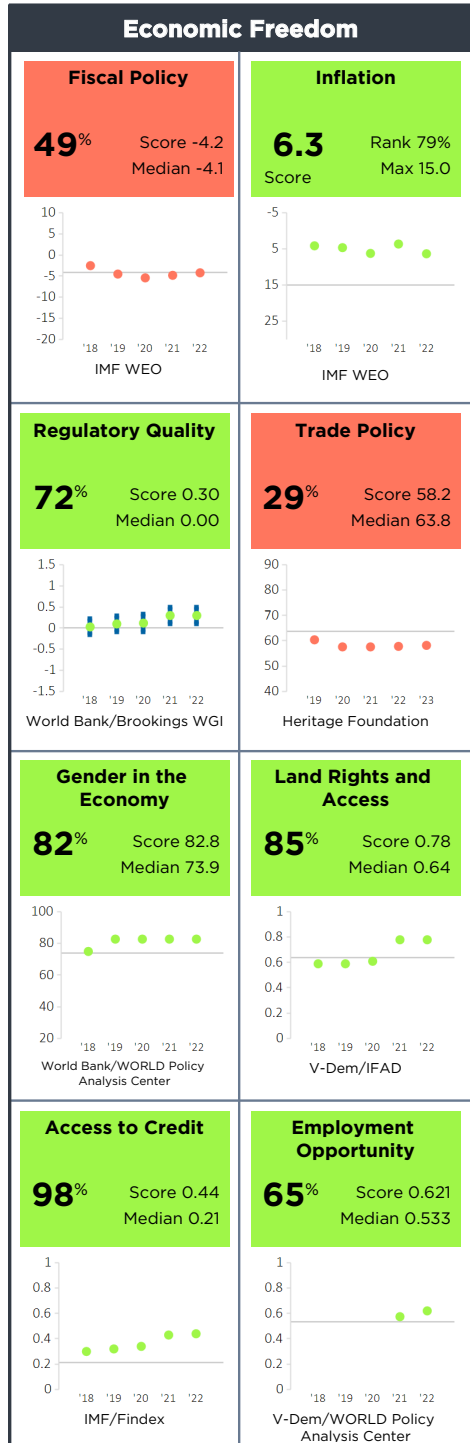
Mozambique

# Nepal FY24

Population 30,548,000  
 GNI/Cap \$1,340  
 Category GNI/Cap ≤ \$2,145

Half Scorecard Passed ✓  
 Control of Corruption ✓  
 Democratic Rights ✓

Nepal



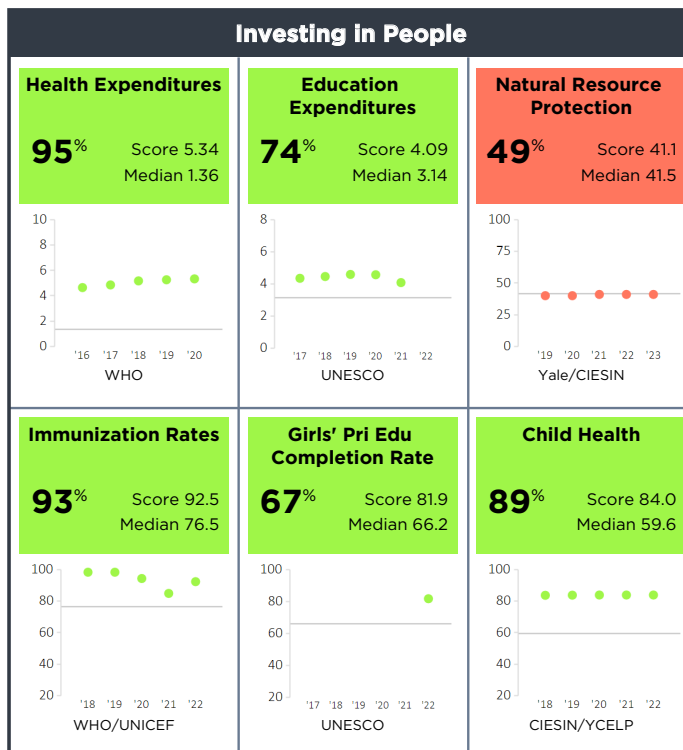
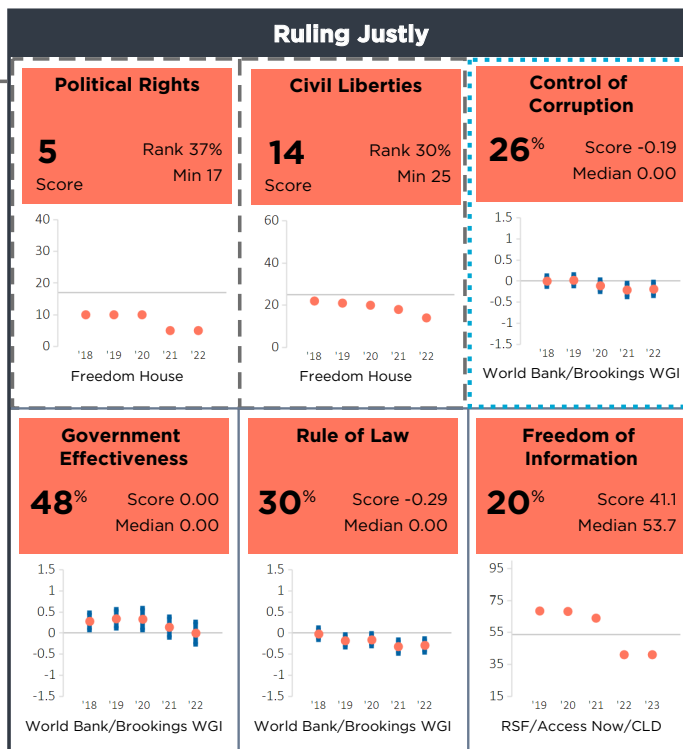
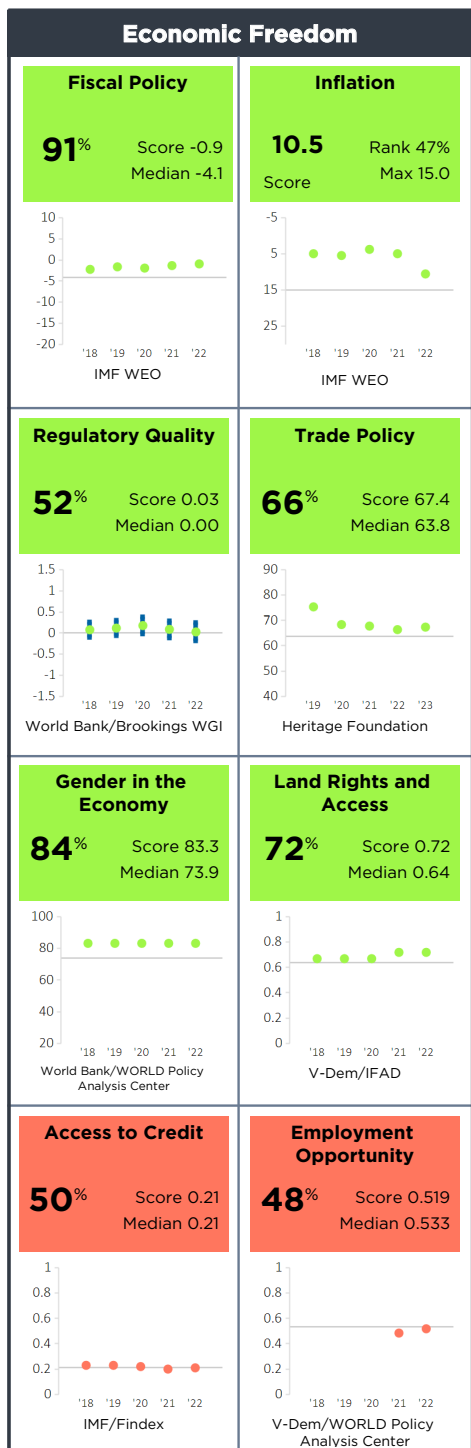
For more information regarding the Millennium Challenge Account Selection Process and these indicators, please consult MCC's website [www.mcc.gov/selection](http://www.mcc.gov/selection)

\* Indicates the country has a score this year, but the score is outside the range of scores shown on the chart.

# Nicaragua FY24

Population 6,948,000  
 GNI/Cap \$2,090  
 Category GNI/Cap ≤ \$2,145

Half Scorecard Passed ✓  
 Control of Corruption ✗  
 Democratic Rights ✗



For more information regarding the Millennium Challenge Account Selection Process and these indicators, please consult MCC's website [www.mcc.gov/selection](http://www.mcc.gov/selection)

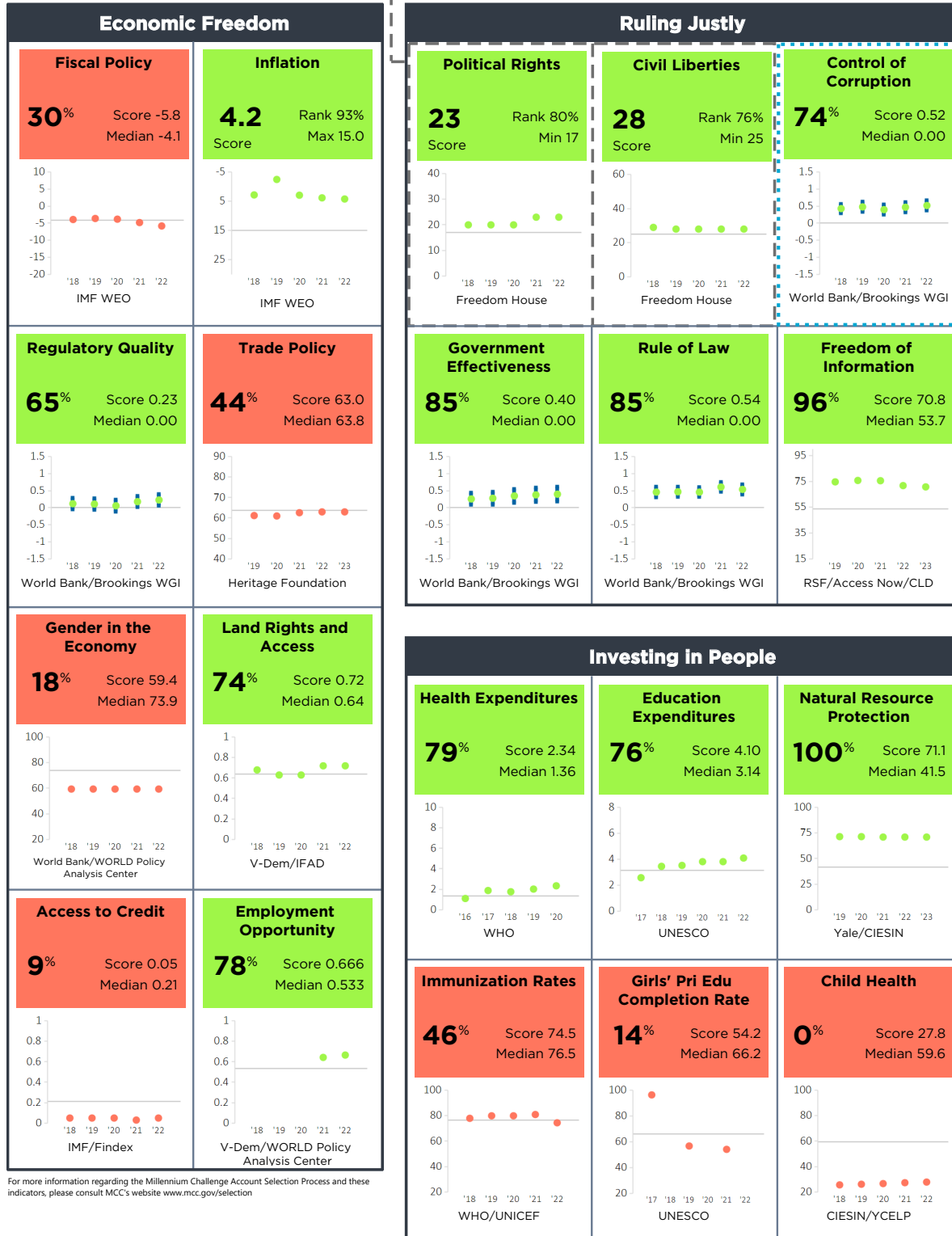
Nicaragua

# Niger FY24

Population 26,208,000  
 GNI/Cap \$610  
 Category GNI/Cap ≤ \$2,145

Half Scorecard Passed ✓  
 Control of Corruption ✓  
 Democratic Rights ✓

Niger



For more information regarding the Millennium Challenge Account Selection Process and these indicators, please consult MCC's website [www.mcc.gov/selection](http://www.mcc.gov/selection)

# Nigeria FY24

Population 218,541,000  
 GNI/Cap \$2,140  
 Category GNI/Cap ≤ \$2,145

Half Scorecard Passed **X**  
 Control of Corruption **X**  
 Democratic Rights **✓**

### Economic Freedom

<b>Fiscal Policy</b> <b>33%</b> Score -5.7 Median -4.1 <p>IMF WEO</p>	<b>Inflation</b> <b>18.8</b> Rank 21% Score Max 15.0 <p>IMF WEO</p>
<b>Regulatory Quality</b> <b>37%</b> Score -0.21 Median 0.00 <p>World Bank/Brookings WGI</p>	<b>Trade Policy</b> <b>68%</b> Score 67.6 Median 63.8 <p>Heritage Foundation</p>
<b>Gender in the Economy</b> <b>31%</b> Score 65.6 Median 73.9 <p>World Bank/WORLD Policy Analysis Center</p>	<b>Land Rights and Access</b> <b>59%</b> Score 0.69 Median 0.64 <p>V-Dem/IFAD</p>
<b>Access to Credit</b> <b>75%</b> Score 0.27 Median 0.21 <p>IMF/Findex</p>	<b>Employment Opportunity</b> <b>37%</b> Score 0.494 Median 0.533 <p>V-Dem/WORLD Policy Analysis Center</p>

### Ruling Justly

<b>Political Rights</b> <b>20</b> Rank 76% Score Min 17 <p>Freedom House</p>	<b>Civil Liberties</b> <b>23</b> Rank 54% Score Min 25 <p>Freedom House</p>	<b>Control of Corruption</b> <b>50%</b> Score 0.00 Median 0.00 <p>World Bank/Brookings WGI</p>
<b>Government Effectiveness</b> <b>50%</b> Score 0.00 Median 0.00 <p>World Bank/Brookings WGI</p>	<b>Rule of Law</b> <b>61%</b> Score 0.11 Median 0.00 <p>World Bank/Brookings WGI</p>	<b>Freedom of Information</b> <b>30%</b> Score 44.6 Median 53.7 <p>RSF/Access Now/CLD</p>

### Investing in People

<b>Health Expenditures</b> <b>5%</b> Score 0.51 Median 1.36 <p>WHO</p>	<b>Education Expenditures</b> <b>N/A</b> Score N/A Median 3.14 <p>UNESCO</p>	<b>Natural Resource Protection</b> <b>20%</b> Score 32.9 Median 41.5 <p>Yale/CIESIN</p>
<b>Immunization Rates</b> <b>24%</b> Score 61.0 Median 76.5 <p>WHO/UNICEF</p>	<b>Girls' Pri Edu Completion Rate</b> <b>N/A</b> Score N/A Median 66.2 <p>UNESCO</p>	<b>Child Health</b> <b>35%</b> Score 55.4 Median 59.6 <p>CIESIN/YCELP</p>

For more information regarding the Millennium Challenge Account Selection Process and these indicators, please consult MCC's website [www.mcc.gov/selection](http://www.mcc.gov/selection)

Nigeria

# Korea, Dem. Rep. FY24

Population 26,069,000

GNI/Cap

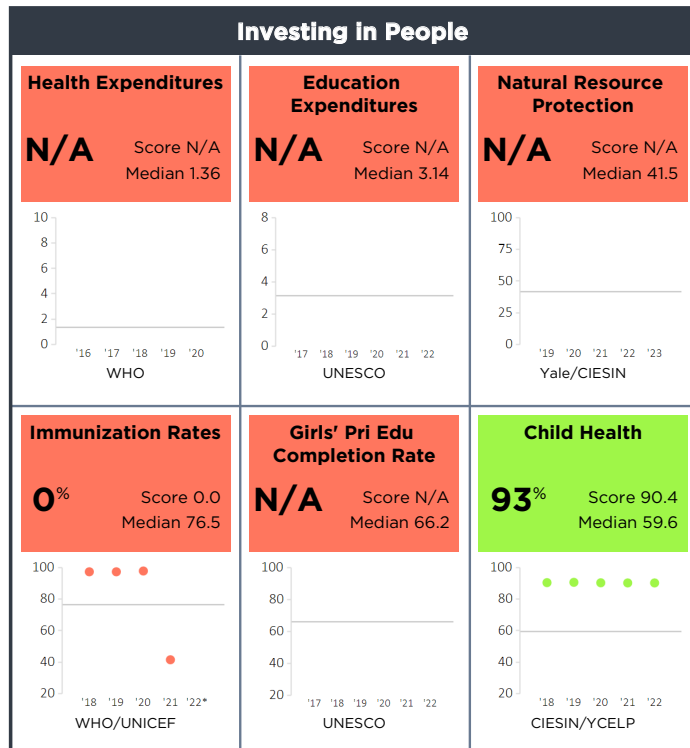
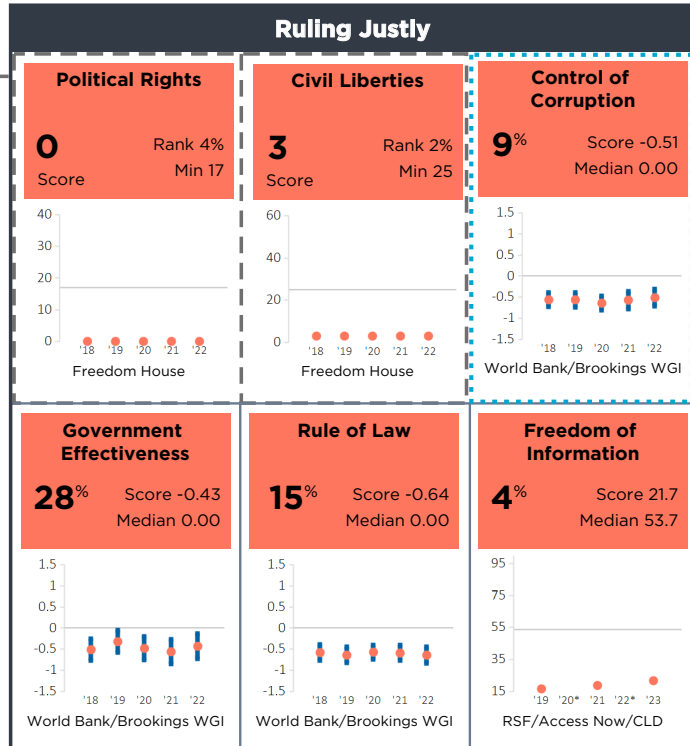
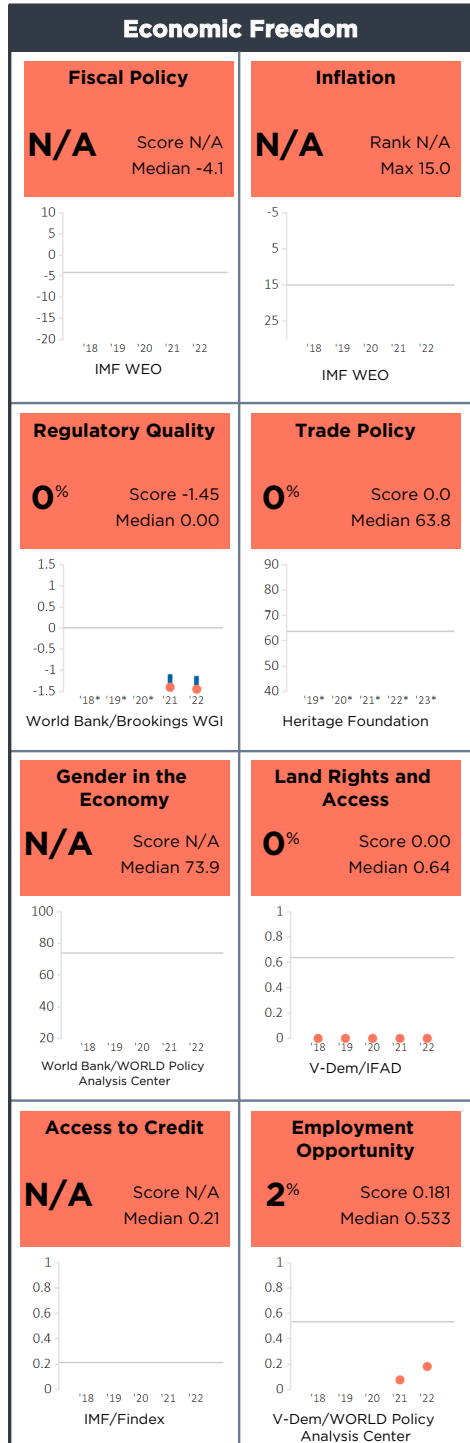
Category GNI/Cap ≤ \$2,145

Half Scorecard Passed **X**

Control of Corruption **X**

Democratic Rights **X**

North Korea



For more information regarding the Millennium Challenge Account Selection Process and these indicators, please consult MCC's website [www.mcc.gov/selection](http://www.mcc.gov/selection)

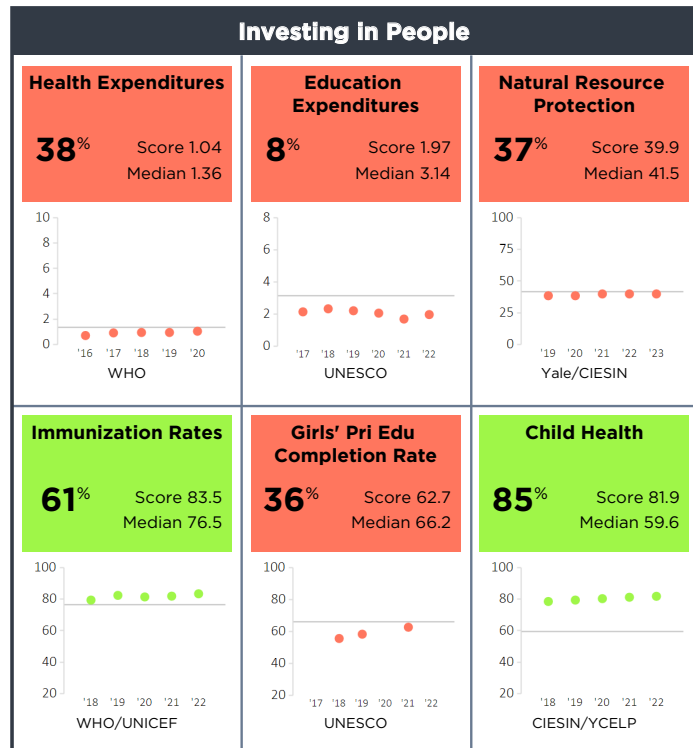
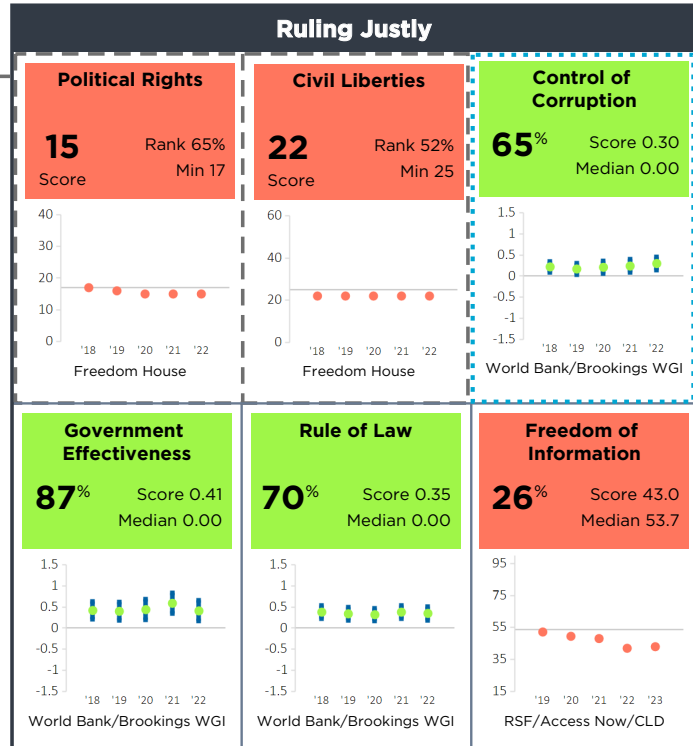
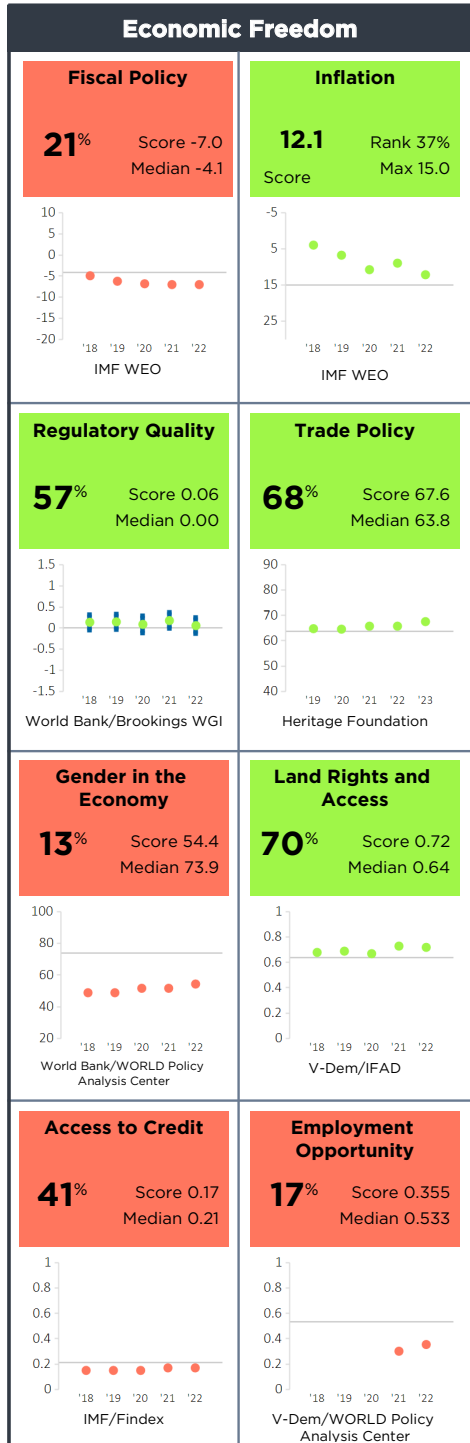
\* Indicates the country has a score this year, but the score is outside the range of scores shown on the chart.



# Pakistan FY24

Population 235,825,000  
 GNI/Cap \$1,580  
 Category GNI/Cap ≤ \$2,145

Half Scorecard Passed **X**  
 Control of Corruption **✓**  
 Democratic Rights **X**



For more information regarding the Millennium Challenge Account Selection Process and these indicators, please consult MCC's website [www.mcc.gov/selection](http://www.mcc.gov/selection)

Pakistan

# Rwanda FY24

Population 13,777,000  
 GNI/Cap \$930  
 Category GNI/Cap ≤ \$2,145

Half Scorecard Passed   
 Control of Corruption   
 Democratic Rights

Rwanda

### Economic Freedom

<b>Fiscal Policy</b> <b>14%</b> Score -7.4 Median -4.1 <p>IMF WEO</p>	<b>Inflation</b> <b>13.9</b> Rank 30% Score Max 15.0 <p>IMF WEO</p>
<b>Regulatory Quality</b> <b>100%</b> Score 1.11 Median 0.00 <p>World Bank/Brookings WGI</p>	<b>Trade Policy</b> <b>22%</b> Score 53.8 Median 63.8 <p>Heritage Foundation</p>
<b>Gender in the Economy</b> <b>96%</b> Score 85.6 Median 73.9 <p>World Bank/WORLD Policy Analysis Center</p>	<b>Land Rights and Access</b> <b>48%</b> Score 0.64 Median 0.64 <p>V-Dem/IFAD</p>
<b>Access to Credit</b> <b>18%</b> Score 0.06 Median 0.21 <p>IMF/Findex</p>	<b>Employment Opportunity</b> <b>50%</b> Score 0.533 Median 0.533 <p>V-Dem/WORLD Policy Analysis Center</p>

### Ruling Justly

<b>Political Rights</b> <b>8</b> Rank 46% Score Min 17 <p>Freedom House</p>	<b>Civil Liberties</b> <b>15</b> Rank 35% Score Min 25 <p>Freedom House</p>	<b>Control of Corruption</b> <b>100%</b> Score 1.66 Median 0.00 <p>World Bank/Brookings WGI</p>
<b>Government Effectiveness</b> <b>100%</b> Score 1.27 Median 0.00 <p>World Bank/Brookings WGI</p>	<b>Rule of Law</b> <b>100%</b> Score 1.17 Median 0.00 <p>World Bank/Brookings WGI</p>	<b>Freedom of Information</b> <b>39%</b> Score 50.6 Median 53.7 <p>RSF/Access Now/CLD</p>

### Investing in People

<b>Health Expenditures</b> <b>93%</b> Score 2.93 Median 1.36 <p>WHO</p>	<b>Education Expenditures</b> <b>79%</b> Score 4.14 Median 3.14 <p>UNESCO</p>	<b>Natural Resource Protection</b> <b>29%</b> Score 37.5 Median 41.5 <p>Yale/CIESIN</p>
<b>Immunization Rates</b> <b>98%</b> Score 97.0 Median 76.5 <p>WHO/UNICEF</p>	<b>Girls' Pri Edu Completion Rate</b> <b>58%</b> Score 72.4 Median 66.2 <p>UNESCO</p>	<b>Child Health</b> <b>76%</b> Score 75.0 Median 59.6 <p>CIESIN/YCELP</p>

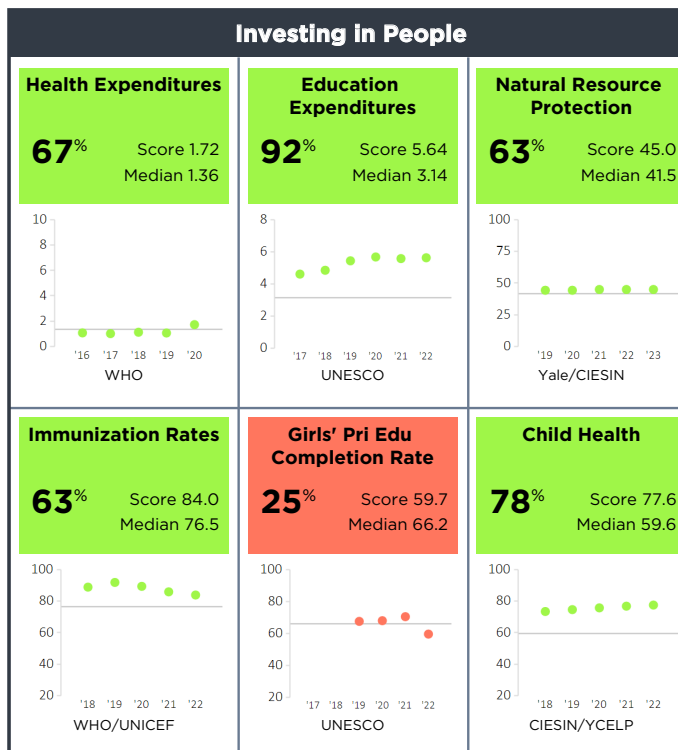
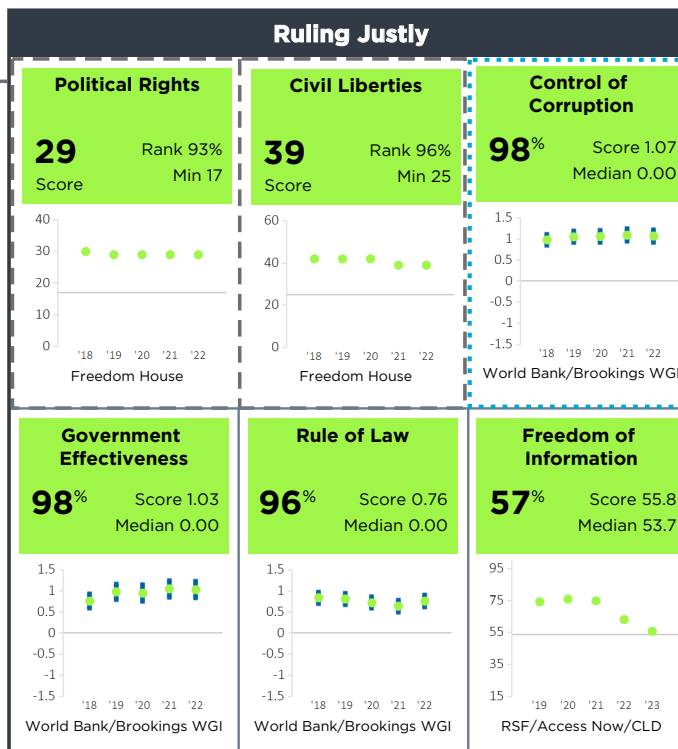
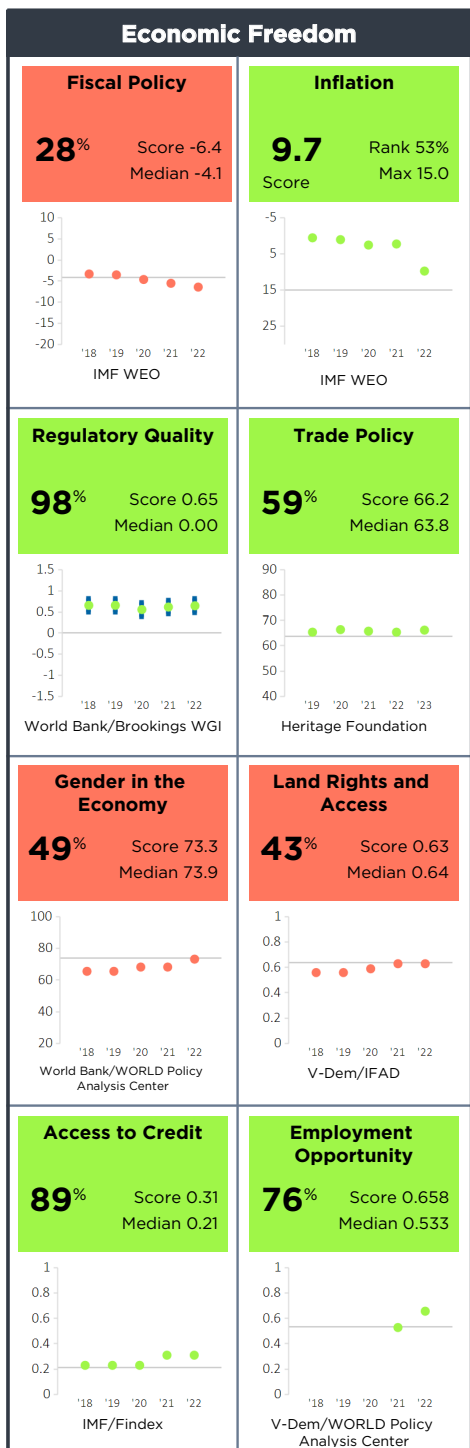
For more information regarding the Millennium Challenge Account Selection Process and these indicators, please consult MCC's website [www.mcc.gov/selection](http://www.mcc.gov/selection)

\* Indicates the country has a score this year, but the score is outside the range of scores shown on the chart.

# Senegal FY24

Population 17,316,000  
 GNI/Cap \$1,640  
 Category GNI/Cap ≤ \$2,145

Half Scorecard Passed ✓  
 Control of Corruption ✓  
 Democratic Rights ✓



For more information regarding the Millennium Challenge Account Selection Process and these indicators, please consult MCC's website [www.mcc.gov/selection](http://www.mcc.gov/selection)

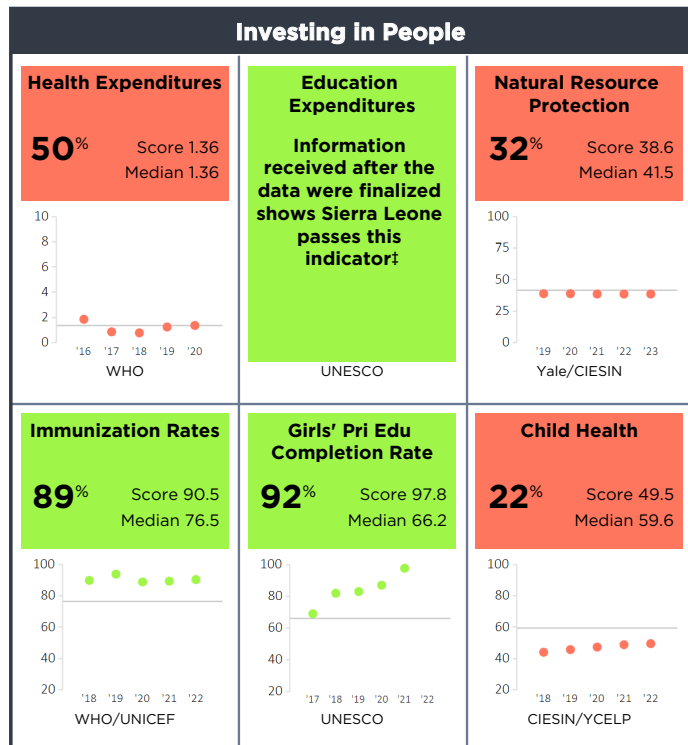
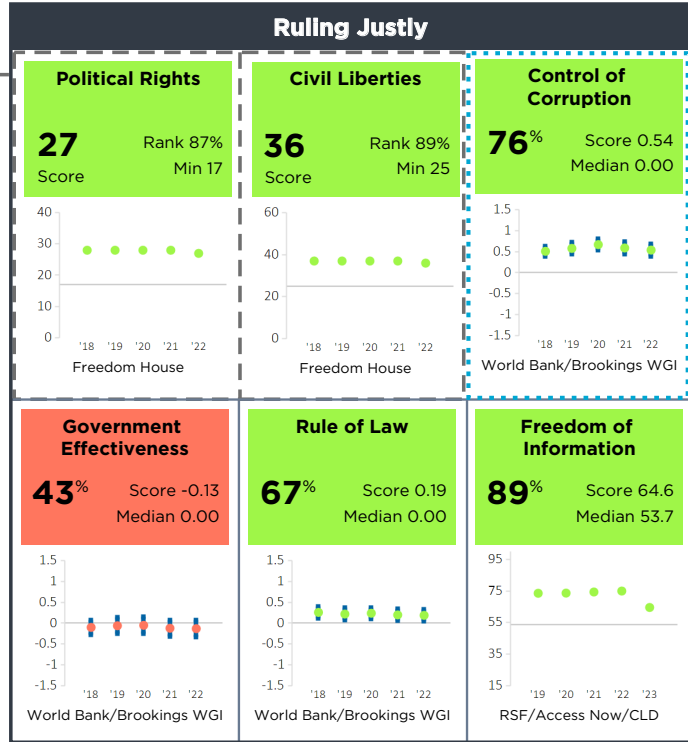
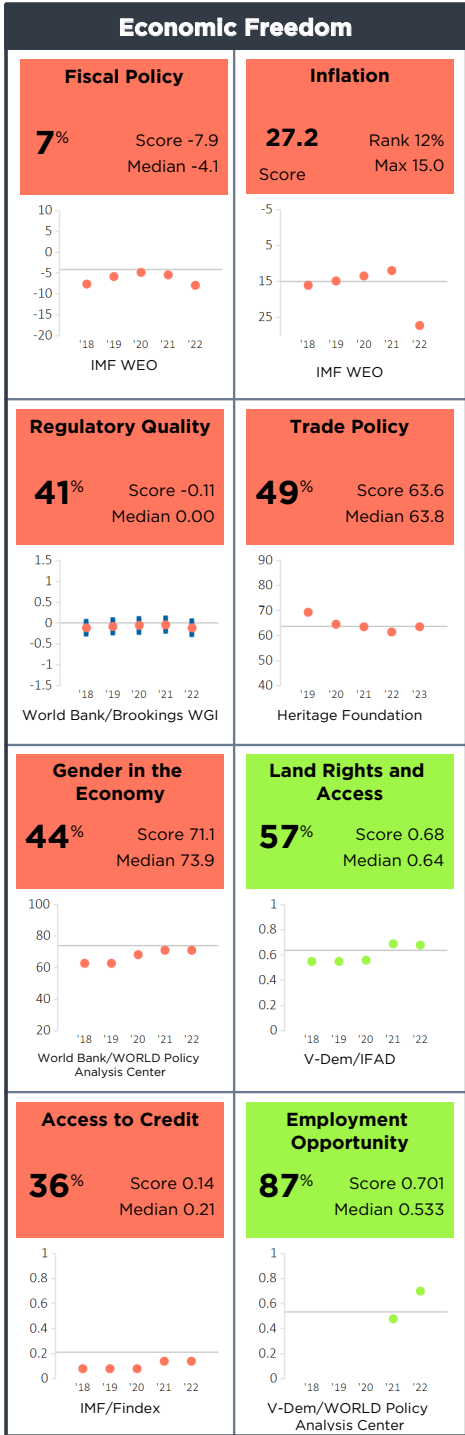
Senegal

# Sierra Leone FY24

Population 8,606,000  
 GNI/Cap \$510  
 Category GNI/Cap ≤ \$2,145

Half Scorecard Passed ✓  
 Control of Corruption ✓  
 Democratic Rights ✓

Sierra Leone

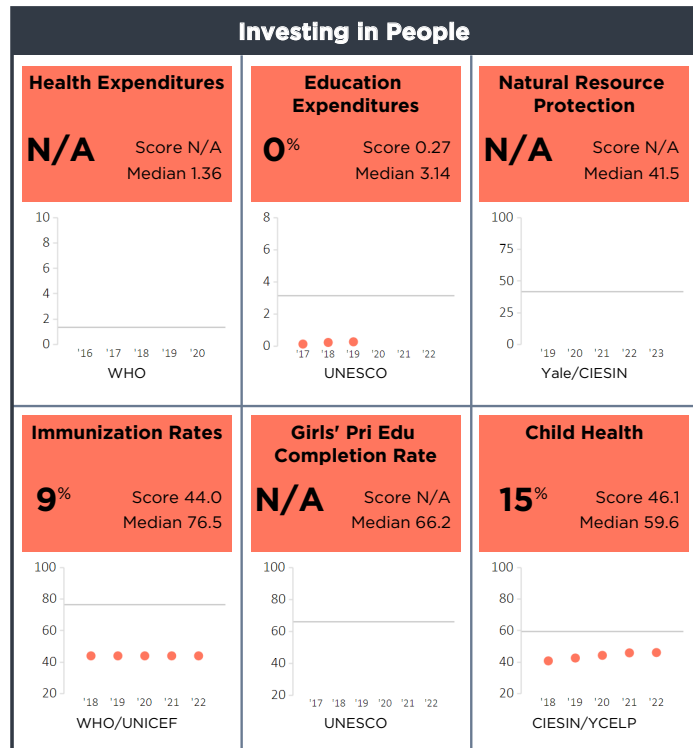
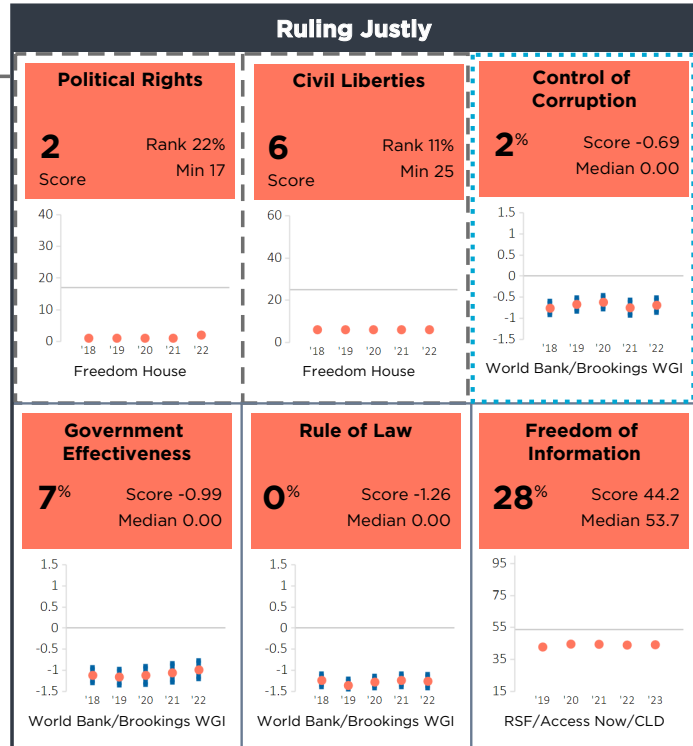
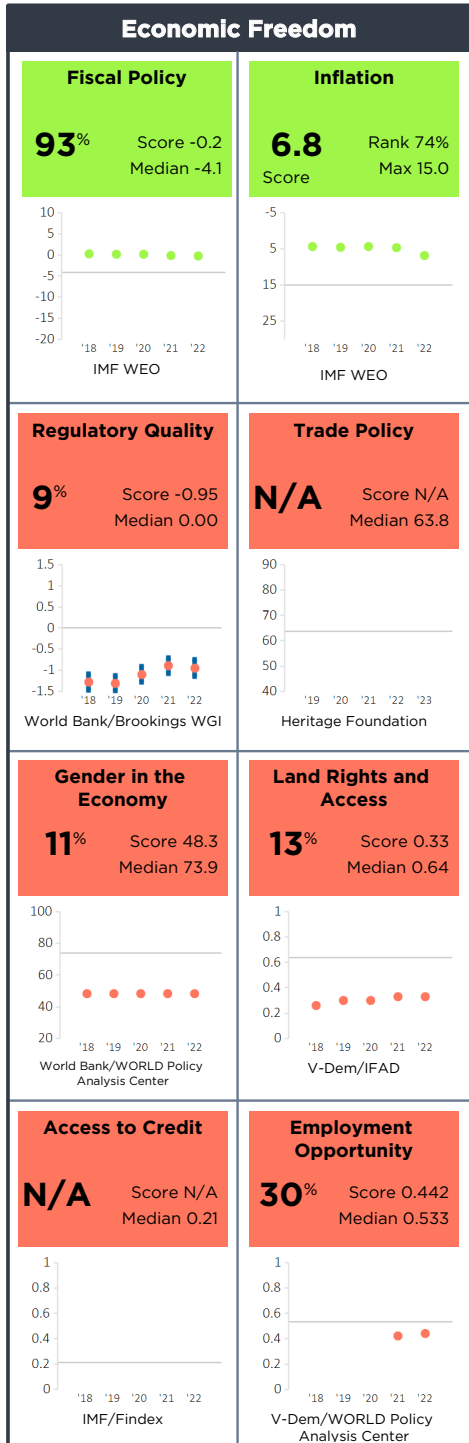


For more information regarding the Millennium Challenge Account Selection Process and these indicators, please consult MCC's website [www.mcc.gov/selection](http://www.mcc.gov/selection)  
 † UNESCO reported to MCC that the 2022 data for Sierra Leone, published in Sept 2023, is incorrect. Corrected data was not released before scorecard publication, but UNESCO confirmed Sierra Leone's 2022 and 2021 data is above the median.

# Somalia FY24

Population 17,598,000  
 GNI/Cap \$470  
 Category GNI/Cap ≤ \$2,145

Half Scorecard Passed **X**  
 Control of Corruption **X**  
 Democratic Rights **X**



For more information regarding the Millennium Challenge Account Selection Process and these indicators, please consult MCC's website [www.mcc.gov/selection](http://www.mcc.gov/selection)

Somalia

# South Sudan FY24

Population 10,913,000

GNI/Cap

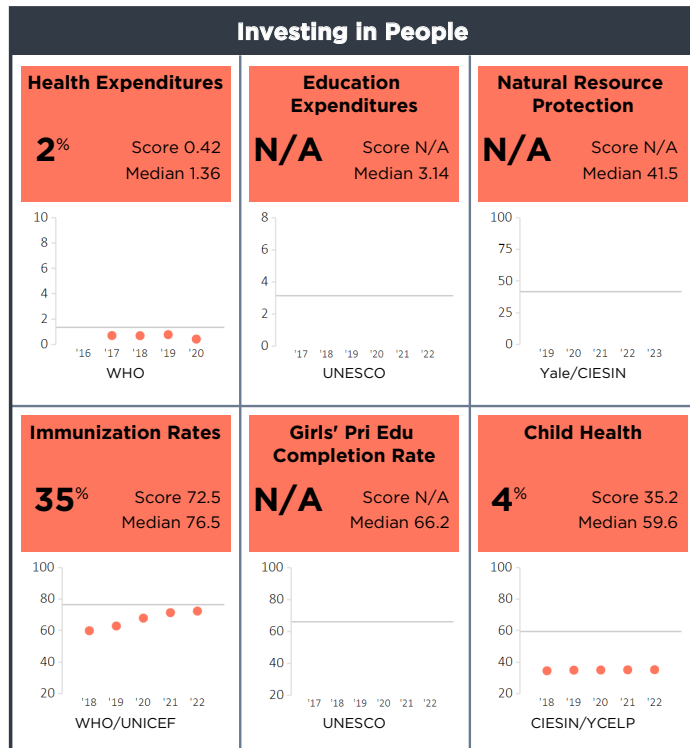
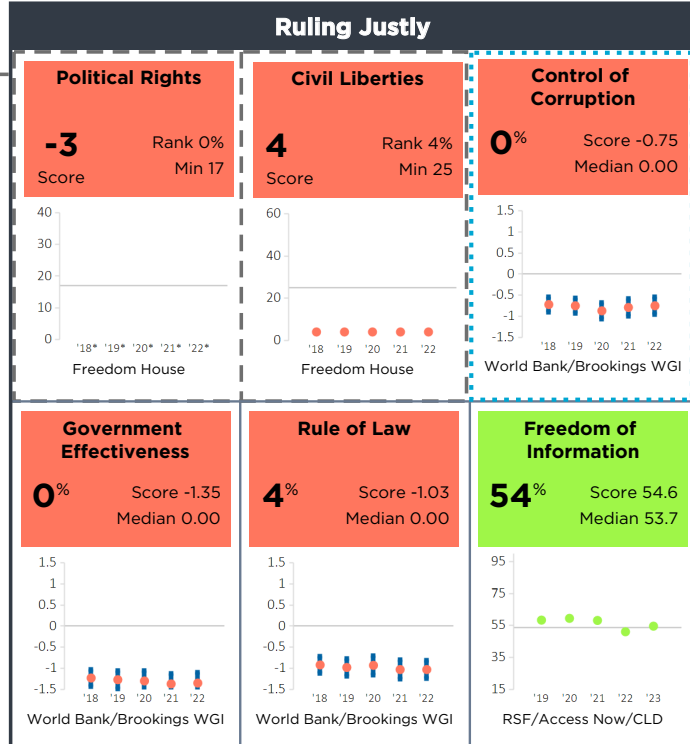
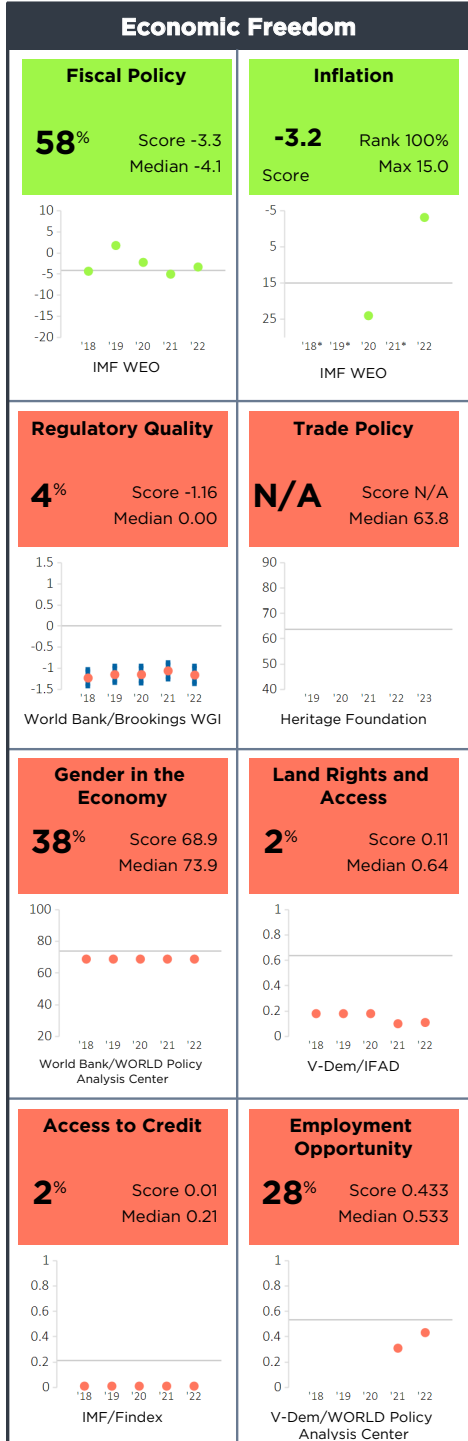
Category GNI/Cap ≤ \$2,145

Half Scorecard Passed **X**

Control of Corruption **X**

Democratic Rights **X**

South Sudan



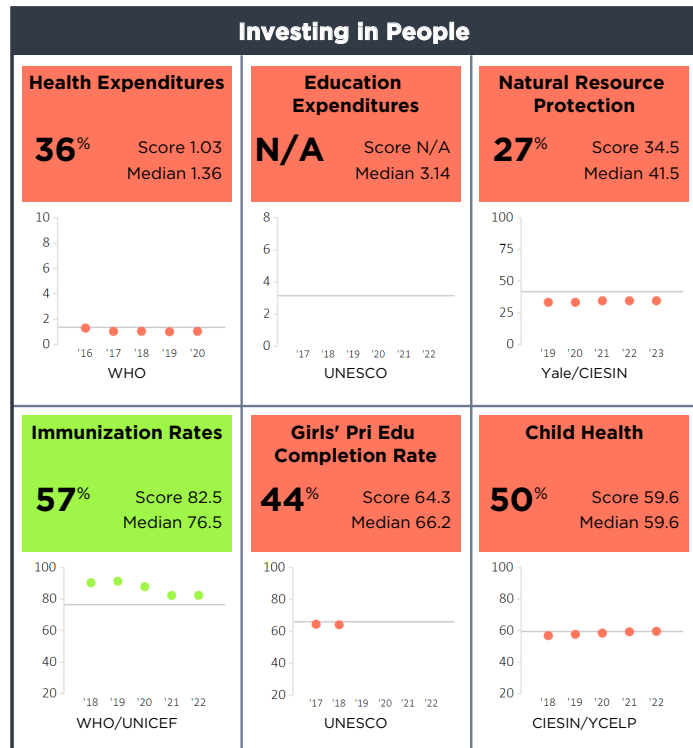
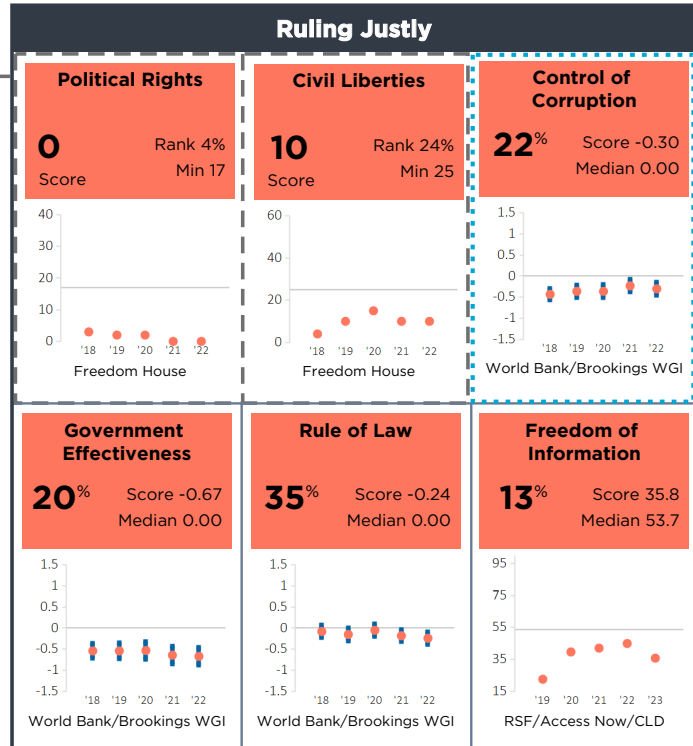
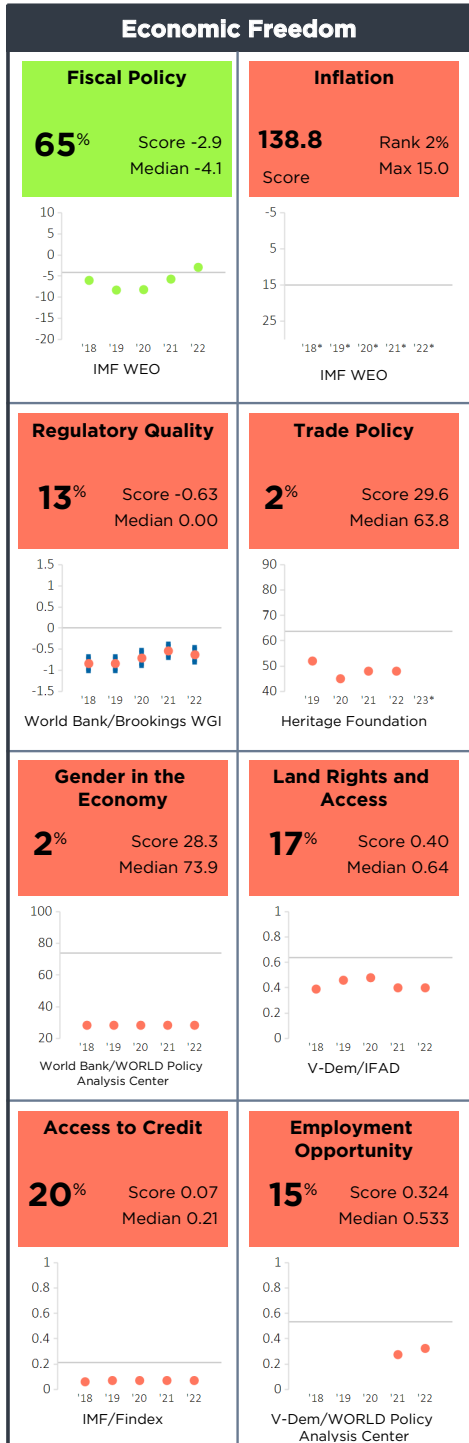
For more information regarding the Millennium Challenge Account Selection Process and these indicators, please consult MCC's website [www.mcc.gov/selection](http://www.mcc.gov/selection)

\* Indicates the country has a score this year, but the score is outside the range of scores shown on the chart.

# Sudan FY24

Population 46,874,000  
 GNI/Cap \$760  
 Category GNI/Cap ≤ \$2,145

Half Scorecard Passed **X**  
 Control of Corruption **X**  
 Democratic Rights **X**



For more information regarding the Millennium Challenge Account Selection Process and these indicators, please consult MCC's website [www.mcc.gov/selection](http://www.mcc.gov/selection)

\* Indicates the country has a score this year, but the score is outside the range of scores shown on the chart.

Sudan

# Syrian Arab Republic FY24

Population 22,125,000

GNI/Cap

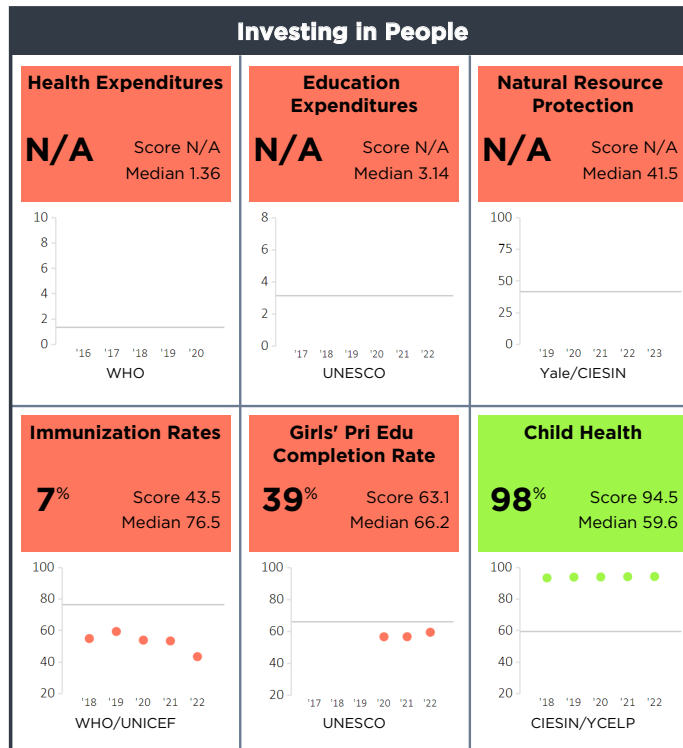
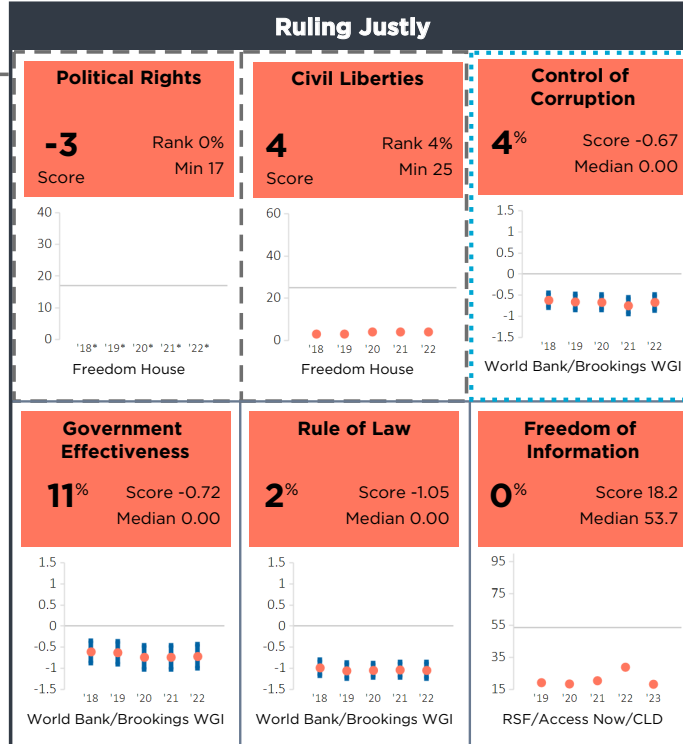
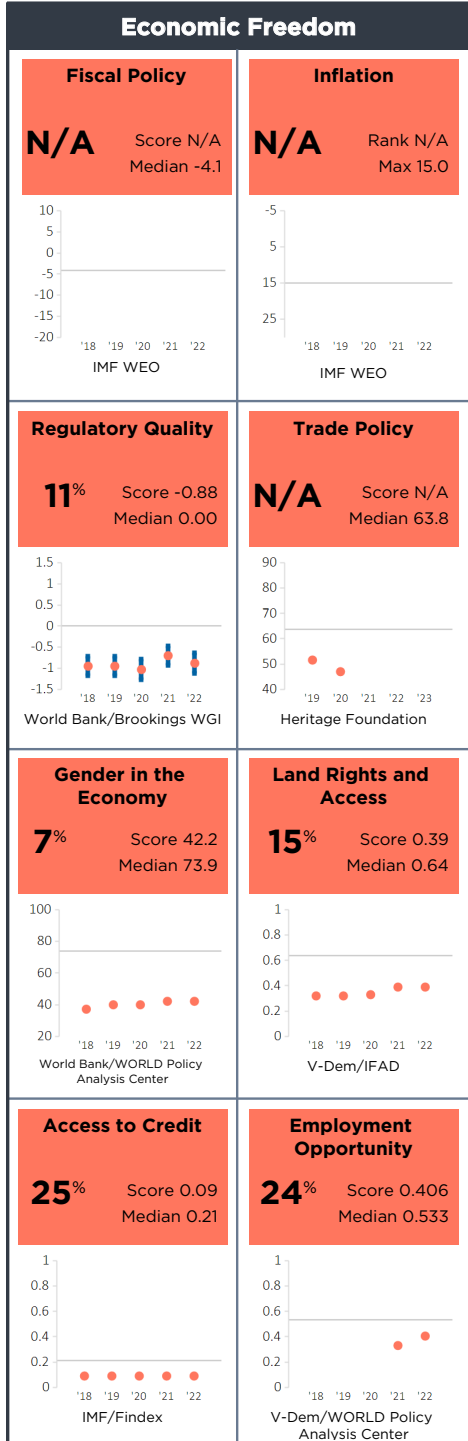
Category GNI/Cap ≤ \$2,145

Half Scorecard Passed **X**

Control of Corruption **X**

Democratic Rights **X**

Syrian Arab Republic



For more information regarding the Millennium Challenge Account Selection Process and these indicators, please consult MCC's website [www.mcc.gov/selection](http://www.mcc.gov/selection)

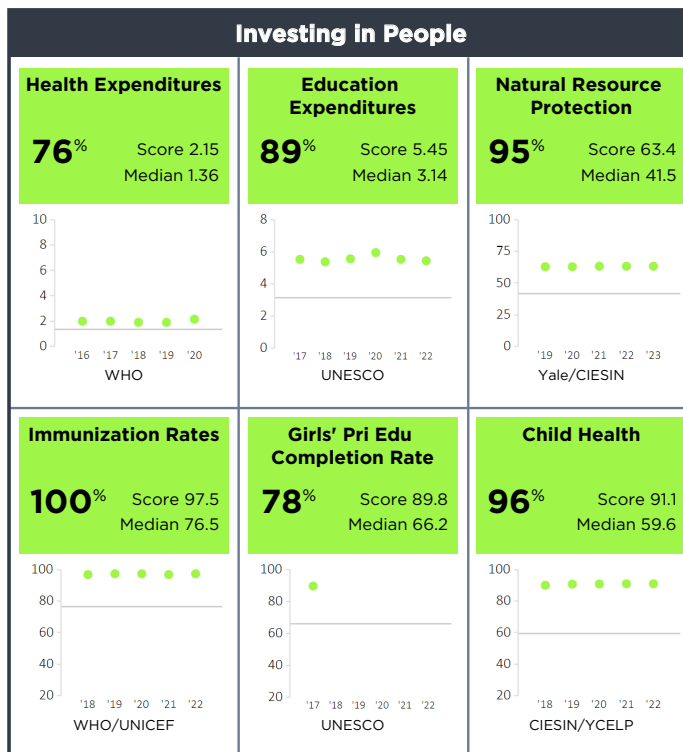
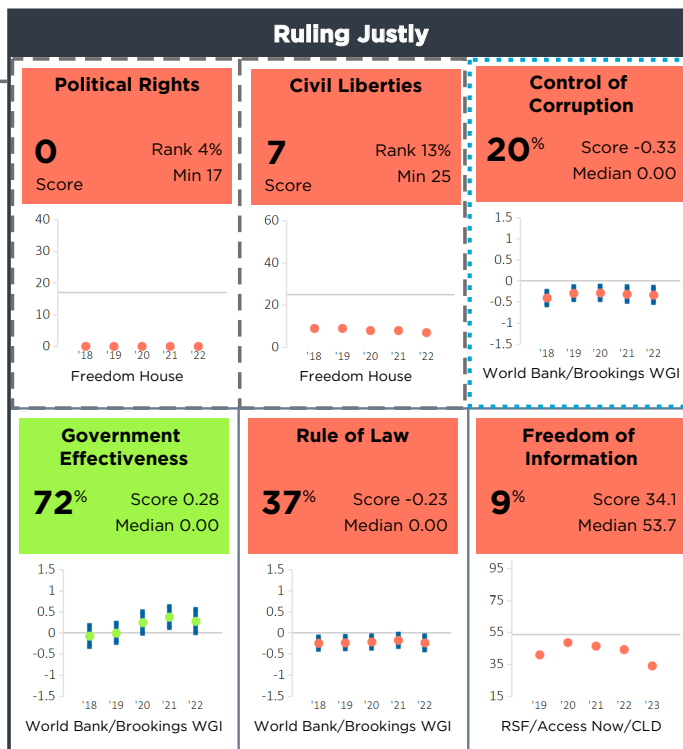
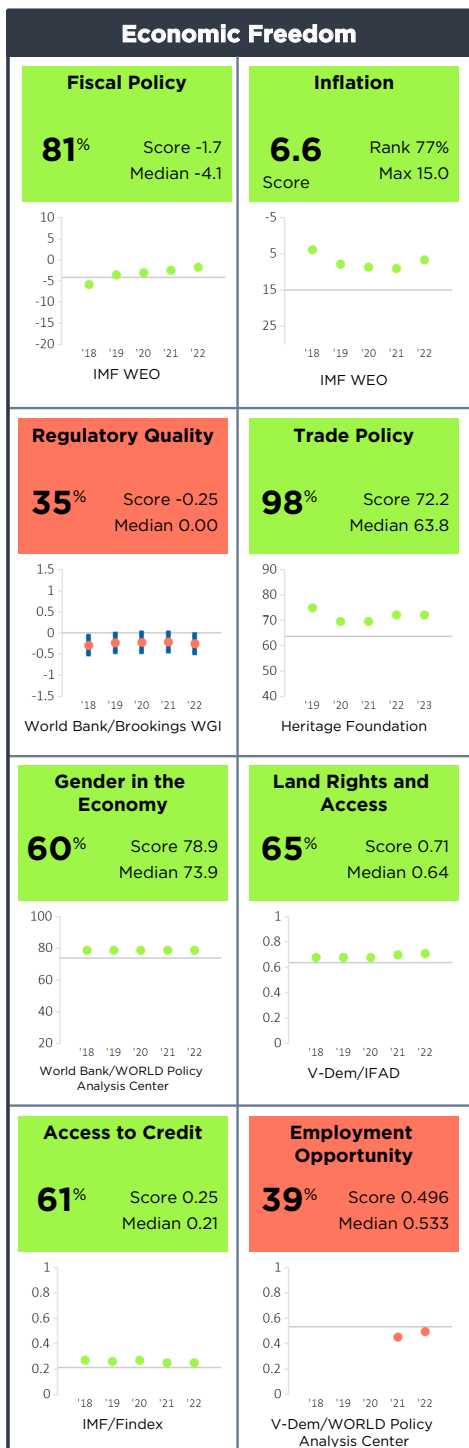
\* Indicates the country has a score this year, but the score is outside the range of scores shown on the chart.



# Tajikistan FY24

Population 9,953,000  
 GNI/Cap \$1,210  
 Category GNI/Cap ≤ \$2,145

Half Scorecard Passed ✓  
 Control of Corruption ✗  
 Democratic Rights ✗



For more information regarding the Millennium Challenge Account Selection Process and these indicators, please consult MCC's website [www.mcc.gov/selection](http://www.mcc.gov/selection)

Tajikistan

# Tanzania FY24

Population 65,498,000  
 GNI/Cap \$1,200  
 Category GNI/Cap ≤ \$2,145

Half Scorecard Passed   
 Control of Corruption   
 Democratic Rights

Tanzania

### Economic Freedom

<b>Fiscal Policy</b> <b>63%</b> Score -3.2 Median -4.1 	<b>Inflation</b> <b>4.4</b> Rank 91% Score Max 15.0 
<b>Regulatory Quality</b> <b>83%</b> Score 0.38 Median 0.00 	<b>Trade Policy</b> <b>34%</b> Score 60.6 Median 63.8 
<b>Gender in the Economy</b> <b>67%</b> Score 81.1 Median 73.9 	<b>Land Rights and Access</b> <b>89%</b> Score 0.81 Median 0.64 
<b>Access to Credit</b> <b>82%</b> Score 0.28 Median 0.21 	<b>Employment Opportunity</b> <b>80%</b> Score 0.666 Median 0.533 

### Ruling Justly

<b>Political Rights</b> <b>12</b> Rank 61% Score Min 17 	<b>Civil Liberties</b> <b>24</b> Rank 61% Score Min 25 	<b>Control of Corruption</b> <b>87%</b> Score 0.76 Median 0.00 
<b>Government Effectiveness</b> <b>91%</b> Score 0.61 Median 0.00 	<b>Rule of Law</b> <b>91%</b> Score 0.58 Median 0.00 	<b>Freedom of Information</b> <b>35%</b> Score 48.0 Median 53.7 

### Investing in People

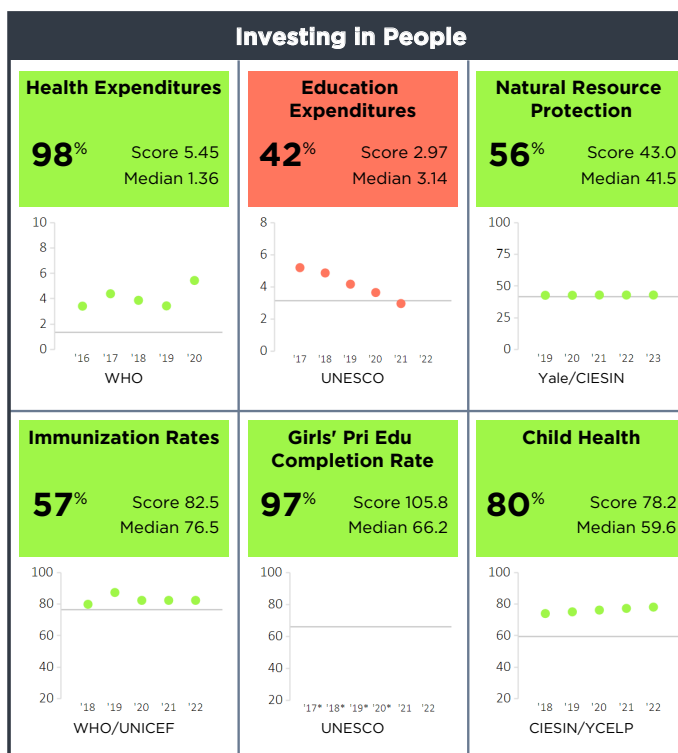
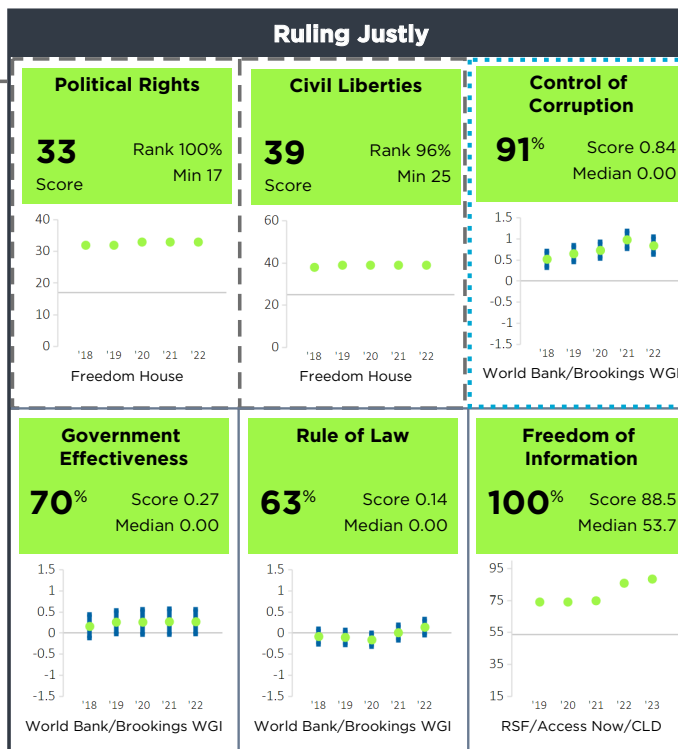
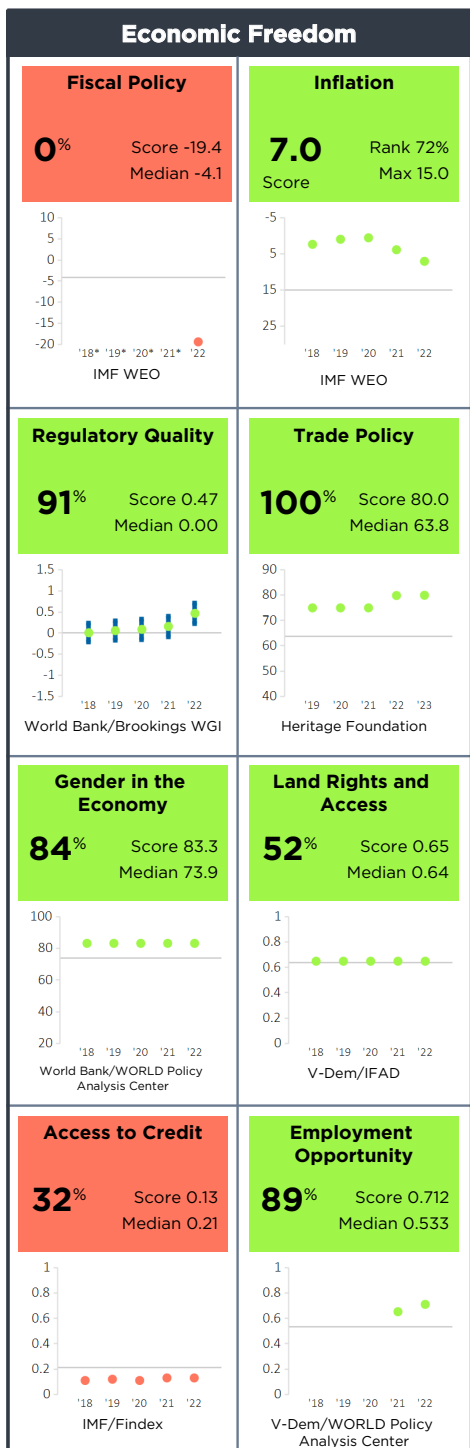
<b>Health Expenditures</b> <b>64%</b> Score 1.61 Median 1.36 	<b>Education Expenditures</b> <b>55%</b> Score 3.26 Median 3.14 	<b>Natural Resource Protection</b> <b>66%</b> Score 46.6 Median 41.5 
<b>Immunization Rates</b> <b>74%</b> Score 87.0 Median 76.5 	<b>Girls' Pri Edu Completion Rate</b> <b>83%</b> Score 91.4 Median 66.2 	<b>Child Health</b> <b>39%</b> Score 57.6 Median 59.6 

For more information regarding the Millennium Challenge Account Selection Process and these indicators, please consult MCC's website [www.mcc.gov/selection](http://www.mcc.gov/selection)

# Timor-Leste FY24

Population 1,341,000  
 GNI/Cap \$1,970  
 Category GNI/Cap ≤ \$2,145

Half Scorecard Passed ✓  
 Control of Corruption ✓  
 Democratic Rights ✓



Timor-Leste

For more information regarding the Millennium Challenge Account Selection Process and these indicators, please consult MCC's website [www.mcc.gov/selection](http://www.mcc.gov/selection)

\* Indicates the country has a score this year, but the score is outside the range of scores shown on the chart.

# Togo FY24

Population 8,849,000  
 GNI/Cap \$990  
 Category GNI/Cap ≤ \$2,145

Half Scorecard Passed ✓  
 Control of Corruption ✓  
 Democratic Rights ✓

Togo

### Economic Freedom

<b>Fiscal Policy</b> <b>26%</b> Score -6.7 Median -4.1 <p>IMF WEO</p>	<b>Inflation</b> <b>7.6</b> Rank 65% Score Max 15.0 <p>IMF WEO</p>
<b>Regulatory Quality</b> <b>85%</b> Score 0.38 Median 0.00 <p>World Bank/Brookings WGI</p>	<b>Trade Policy</b> <b>56%</b> Score 65.0 Median 63.8 <p>Heritage Foundation</p>
<b>Gender in the Economy</b> <b>76%</b> Score 81.7 Median 73.9 <p>World Bank/WORLD Policy Analysis Center</p>	<b>Land Rights and Access</b> <b>96%</b> Score 0.84 Median 0.64 <p>V-Dem/IFAD</p>
<b>Access to Credit</b> <b>84%</b> Score 0.28 Median 0.21 <p>IMF/Findex</p>	<b>Employment Opportunity</b> <b>54%</b> Score 0.568 Median 0.533 <p>V-Dem/WORLD Policy Analysis Center</p>

### Ruling Justly

<b>Political Rights</b> <b>15</b> Rank 65% Score Min 17 <p>Freedom House</p>	<b>Civil Liberties</b> <b>27</b> Rank 70% Score Min 25 <p>Freedom House</p>	<b>Control of Corruption</b> <b>67%</b> Score 0.45 Median 0.00 <p>World Bank/Brookings WGI</p>
<b>Government Effectiveness</b> <b>83%</b> Score 0.39 Median 0.00 <p>World Bank/Brookings WGI</p>	<b>Rule of Law</b> <b>78%</b> Score 0.46 Median 0.00 <p>World Bank/Brookings WGI</p>	<b>Freedom of Information</b> <b>91%</b> Score 67.1 Median 53.7 <p>RSF/Access Now/CLD</p>

### Investing in People

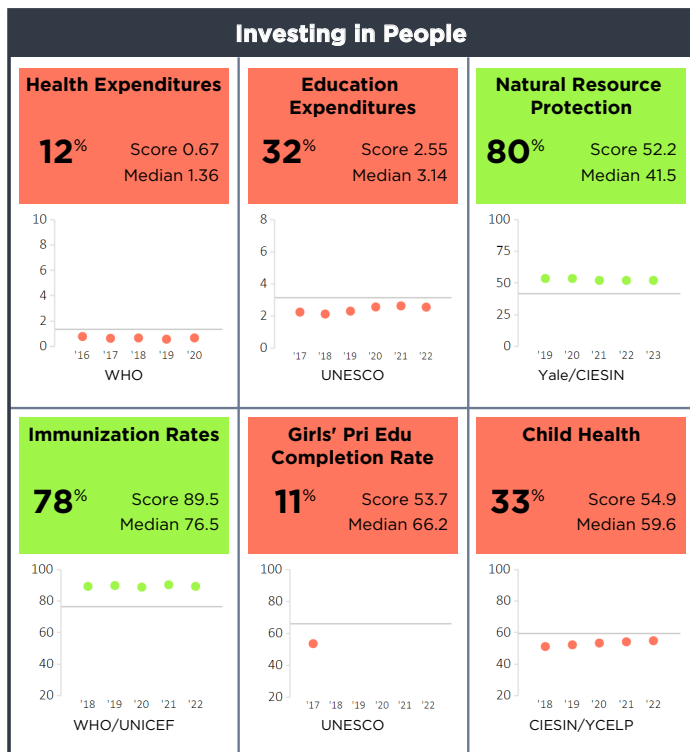
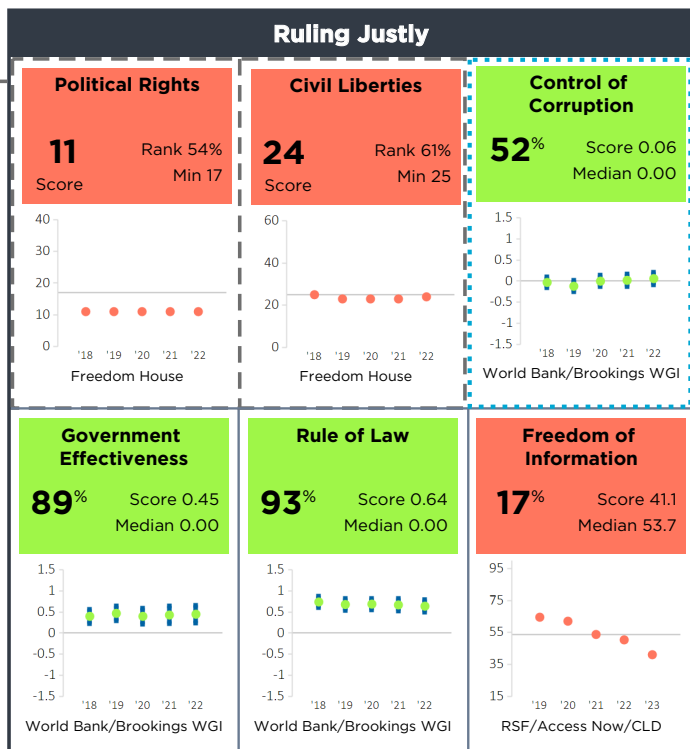
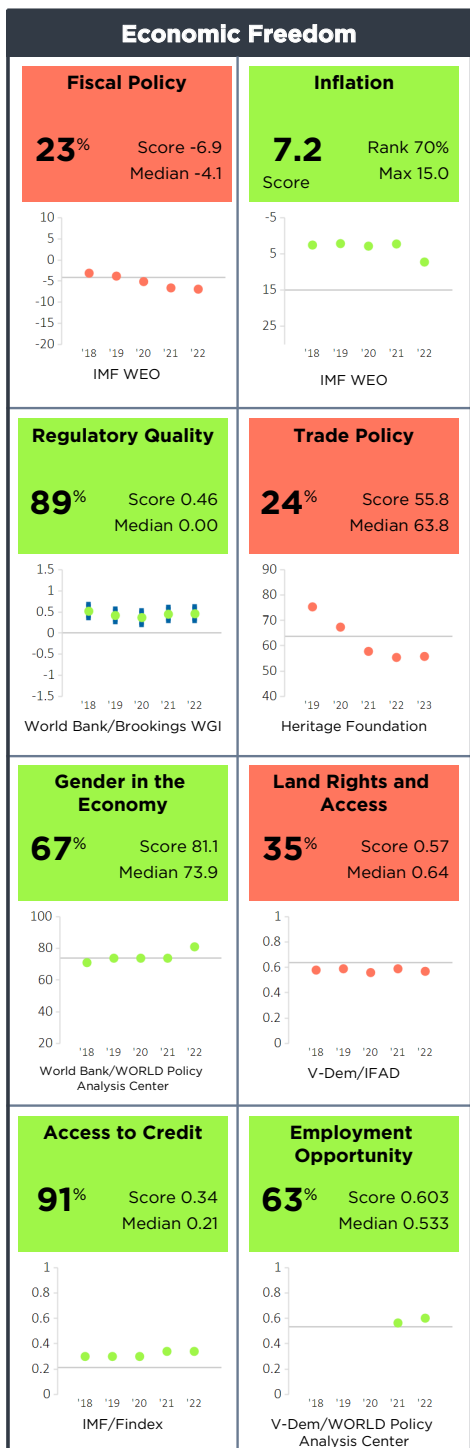
<b>Health Expenditures</b> <b>48%</b> Score 1.24 Median 1.36 <p>WHO</p>	<b>Education Expenditures</b> <b>68%</b> Score 3.80 Median 3.14 <p>UNESCO</p>	<b>Natural Resource Protection</b> <b>46%</b> Score 41.1 Median 41.5 <p>Yale/CIESIN</p>
<b>Immunization Rates</b> <b>50%</b> Score 76.5 Median 76.5 <p>WHO/UNICEF</p>	<b>Girls' Pri Edu Completion Rate</b> <b>75%</b> Score 87.5 Median 66.2 <p>UNESCO</p>	<b>Child Health</b> <b>30%</b> Score 54.1 Median 59.6 <p>CIESIN/YCELP</p>

For more information regarding the Millennium Challenge Account Selection Process and these indicators, please consult MCC's website [www.mcc.gov/selection](http://www.mcc.gov/selection)

# Uganda FY24

Population 47,250,000  
 GNI/Cap \$930  
 Category GNI/Cap ≤ \$2,145

Half Scorecard Passed   
 Control of Corruption   
 Democratic Rights



For more information regarding the Millennium Challenge Account Selection Process and these indicators, please consult MCC's website [www.mcc.gov/selection](http://www.mcc.gov/selection)

Uganda

# Yemen, Rep. FY24

Population 33,697,000

GNI/Cap

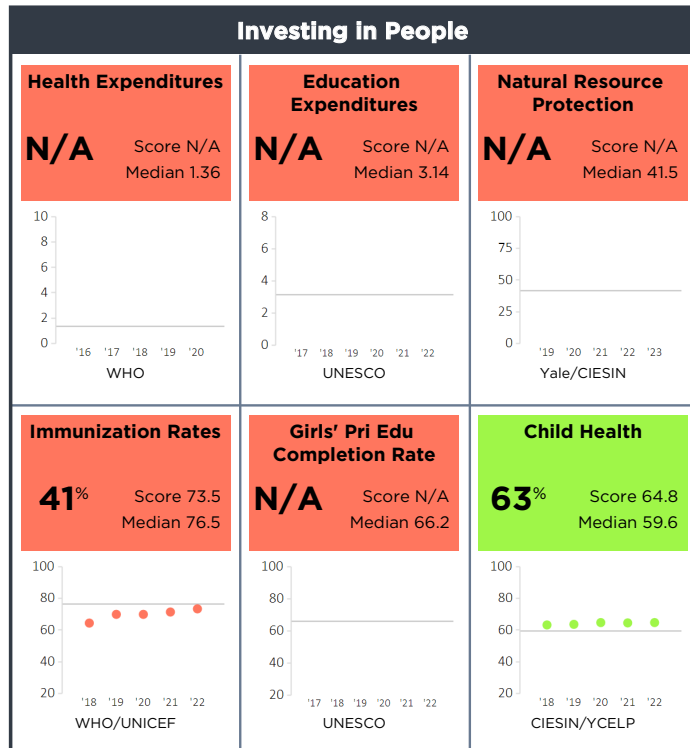
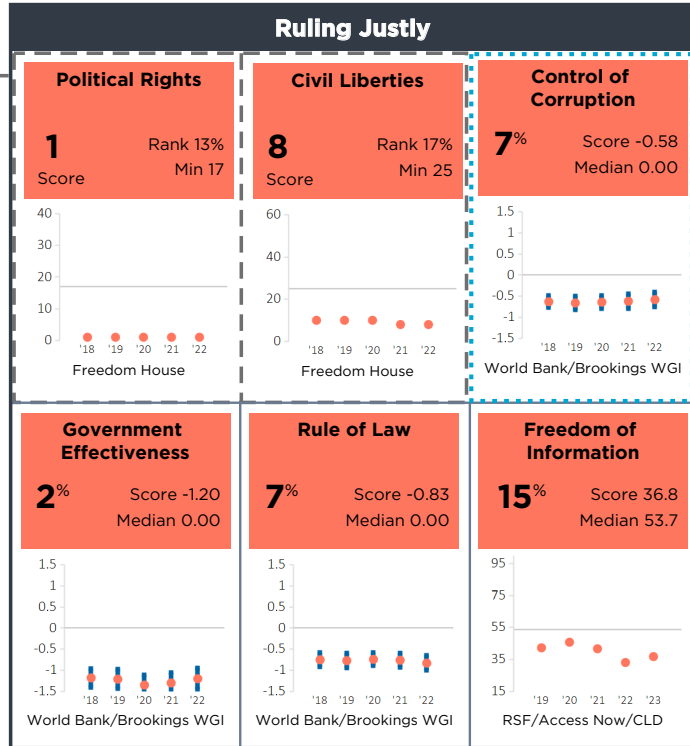
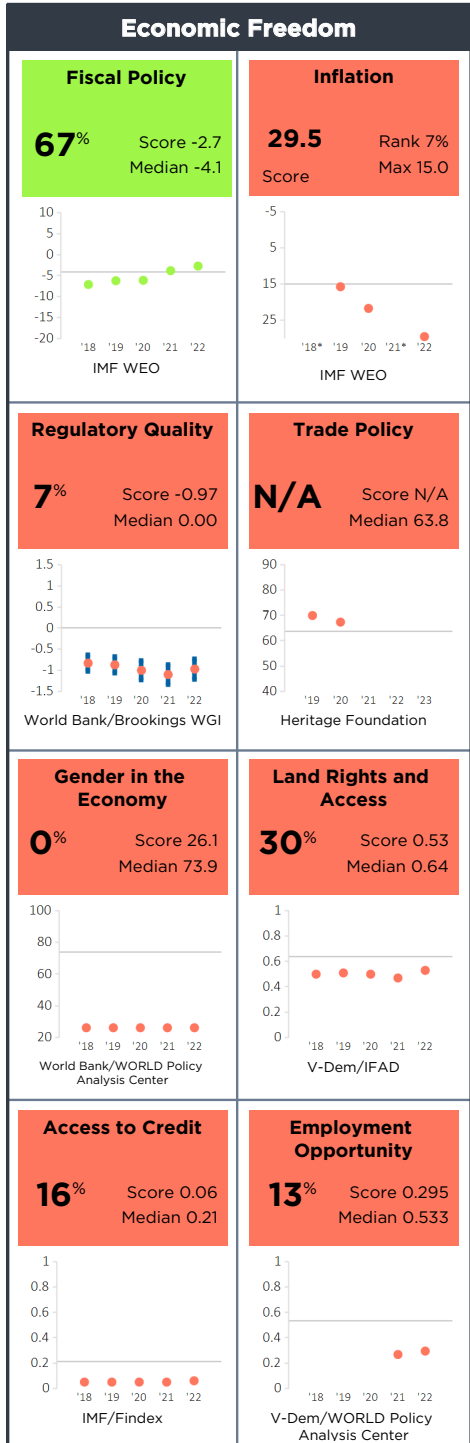
Category GNI/Cap ≤ \$2,145

Half Scorecard Passed **X**

Control of Corruption **X**

Democratic Rights **X**

Yemen, Rep



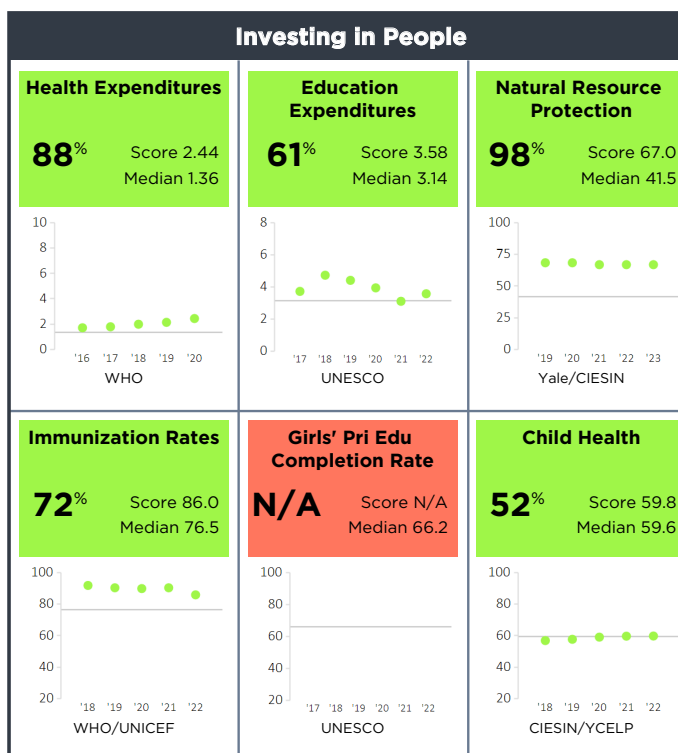
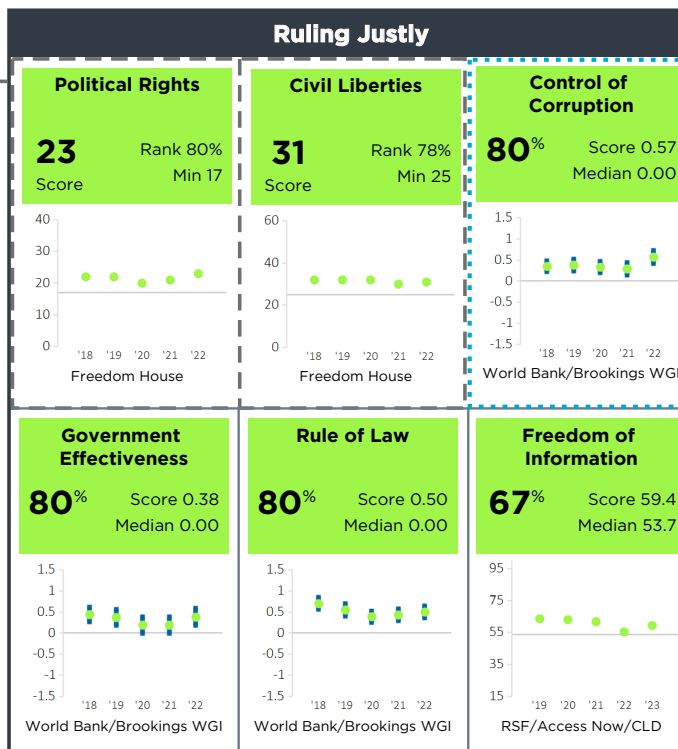
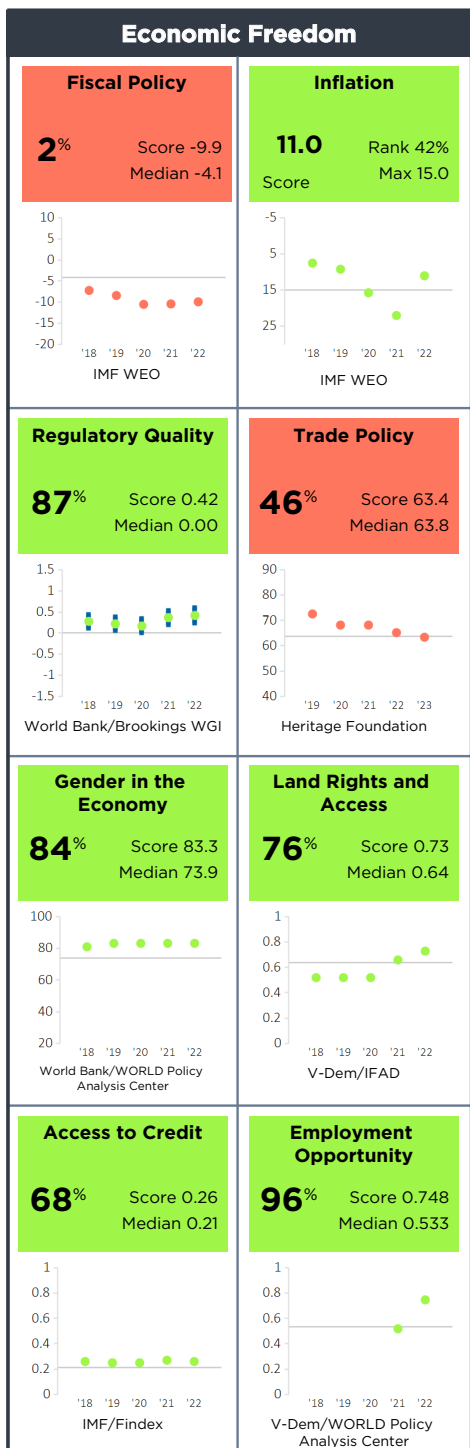
For more information regarding the Millennium Challenge Account Selection Process and these indicators, please consult MCC's website [www.mcc.gov/selection](http://www.mcc.gov/selection)

\* Indicates the country has a score this year, but the score is outside the range of scores shown on the chart.

# Zambia FY24

Population 20,018,000  
 GNI/Cap \$1,170  
 Category GNI/Cap ≤ \$2,145

Half Scorecard Passed ✓  
 Control of Corruption ✓  
 Democratic Rights ✓



For more information regarding the Millennium Challenge Account Selection Process and these indicators, please consult MCC's website [www.mcc.gov/selection](http://www.mcc.gov/selection)

Zambia

# Zimbabwe FY24

Population 16,321,000  
 GNI/Cap \$1,500  
 Category GNI/Cap ≤ \$2,145

Half Scorecard Passed **X**  
 Control of Corruption **X**  
 Democratic Rights **X**

Zimbabwe

### Economic Freedom

<b>Fiscal Policy</b> <b>88%</b> Score -1.1 Median -4.1  IMF WEO	<b>Inflation</b> <b>193.4</b> Rank 0% Score Max 15.0  IMF WEO
<b>Regulatory Quality</b> <b>20%</b> Score -0.48 Median 0.00  World Bank/Brookings WGI	<b>Trade Policy</b> <b>15%</b> Score 50.4 Median 63.8  Heritage Foundation
<b>Gender in the Economy</b> <b>100%</b> Score 88.3 Median 73.9  World Bank/WORLD Policy Analysis Center	<b>Land Rights and Access</b> <b>54%</b> Score 0.68 Median 0.64  V-Dem/IFAD
<b>Access to Credit</b> <b>100%</b> Score 0.57 Median 0.21  IMF/Findex	<b>Employment Opportunity</b> <b>70%</b> Score 0.638 Median 0.533  V-Dem/WORLD Policy Analysis Center

### Ruling Justly

<b>Political Rights</b> <b>11</b> Rank 54% Score Min 17  Freedom House	<b>Civil Liberties</b> <b>17</b> Rank 41% Score Min 25  Freedom House	<b>Control of Corruption</b> <b>30%</b> Score -0.15 Median 0.00  World Bank/Brookings WGI
<b>Government Effectiveness</b> <b>39%</b> Score -0.22 Median 0.00  World Bank/Brookings WGI	<b>Rule of Law</b> <b>39%</b> Score -0.21 Median 0.00  World Bank/Brookings WGI	<b>Freedom of Information</b> <b>41%</b> Score 51.2 Median 53.7  RSF/Access Now/CLD

### Investing in People

<b>Health Expenditures</b> <b>19%</b> Score 0.76 Median 1.36  WHO	<b>Education Expenditures</b> <b>13%</b> Score 2.05 Median 3.14  UNESCO	<b>Natural Resource Protection</b> <b>90%</b> Score 60.6 Median 41.5  Yale/CIESIN
<b>Immunization Rates</b> <b>83%</b> Score 90.0 Median 76.5  WHO/UNICEF	<b>Girls' Pri Edu Completion Rate</b> <b>72%</b> Score 86.1 Median 66.2  UNESCO	<b>Child Health</b> <b>43%</b> Score 59.0 Median 59.6  CIESIN/YCELP

For more information regarding the Millennium Challenge Account Selection Process and these indicators, please consult MCC's website [www.mcc.gov/selection](http://www.mcc.gov/selection)

\* Indicates the country has a score this year, but the score is outside the range of scores shown on the chart.



# Part 2: Scorecards for Countries with GNI/Capita \$2,146-\$4,465



MILLENNIUM  
CHALLENGE CORPORATION

Reducing Poverty Through Growth

# Algeria FY24

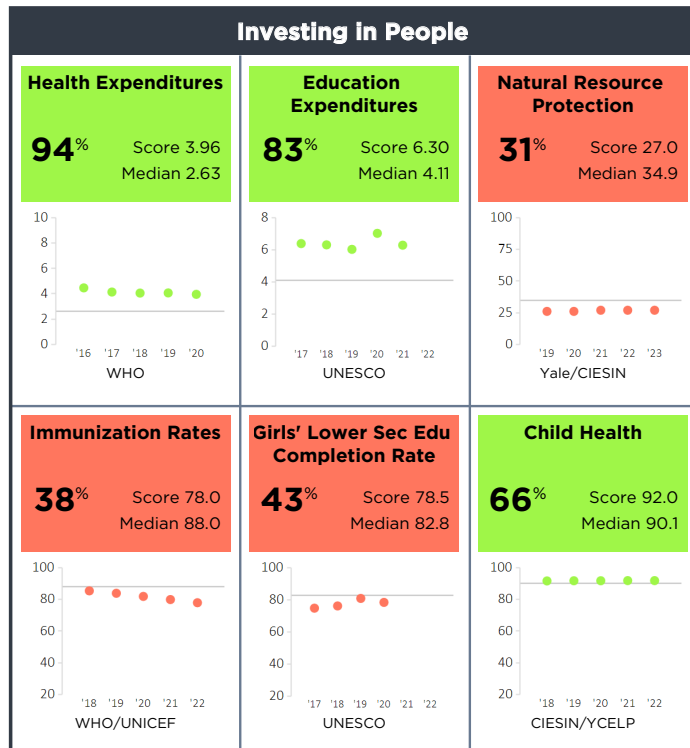
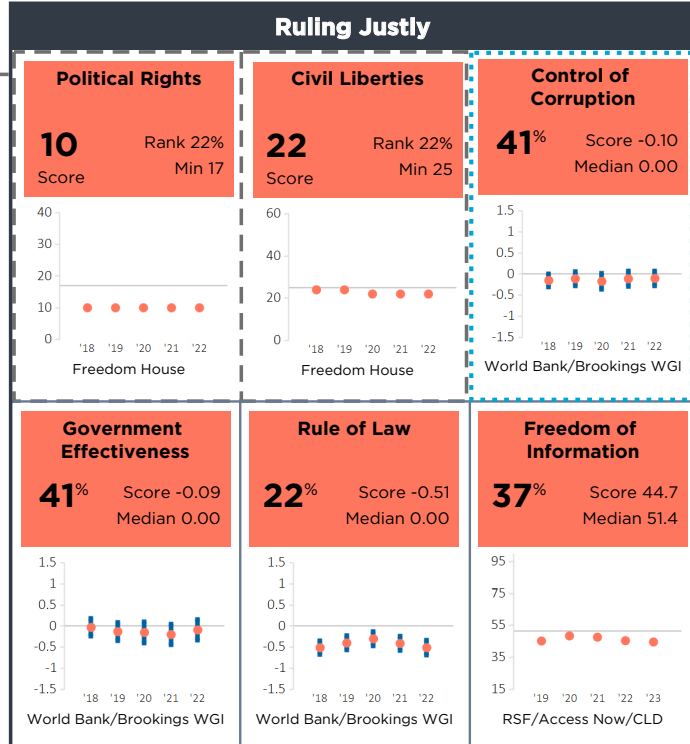
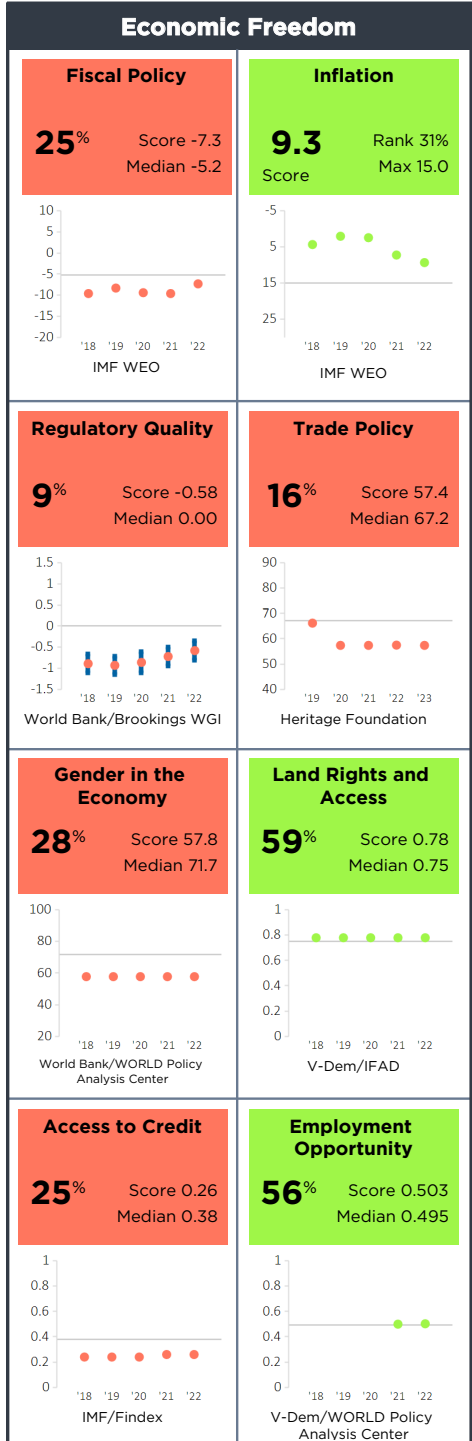
Population 44,903,000  
 GNI/Cap \$3,900  
 Category GNI/Cap \$2,146 - \$4,465

Half Scorecard Passed **X**

Control of Corruption **X**

Democratic Rights **X**

Algeria

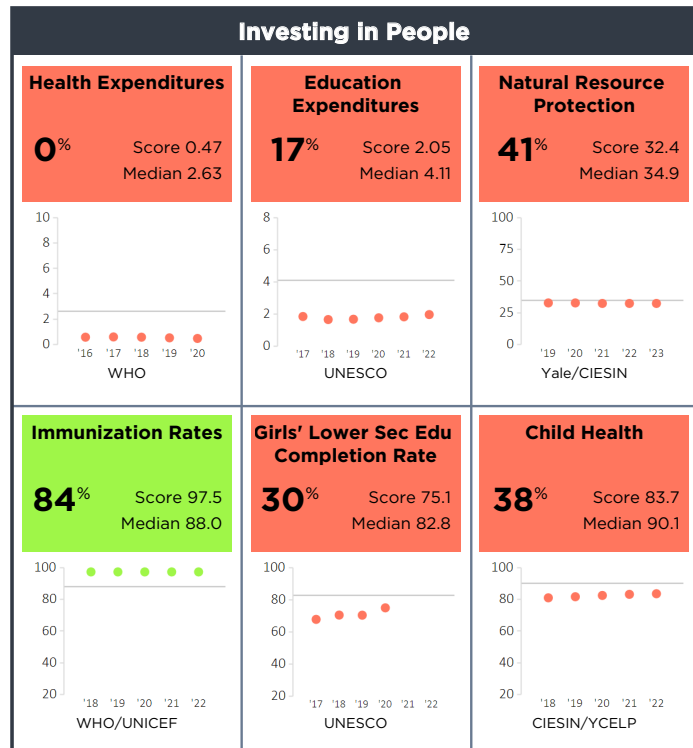
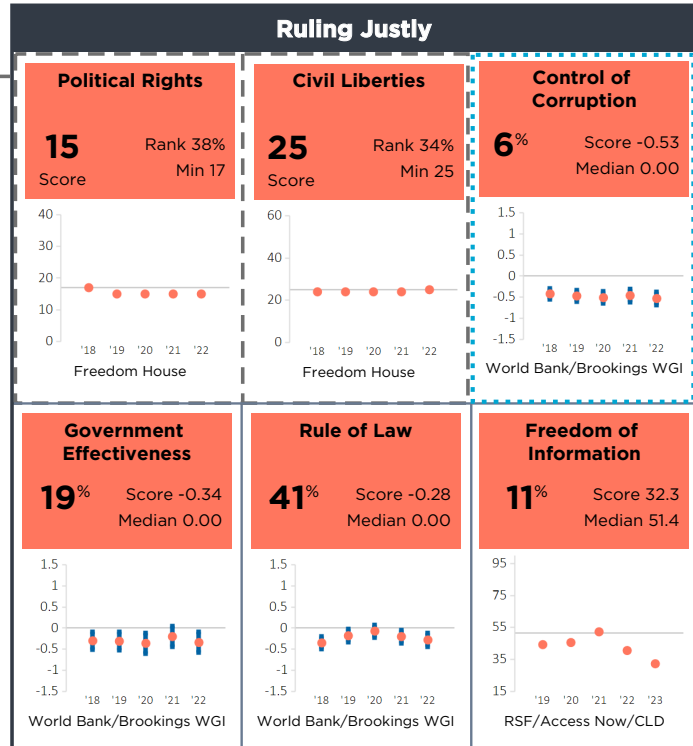
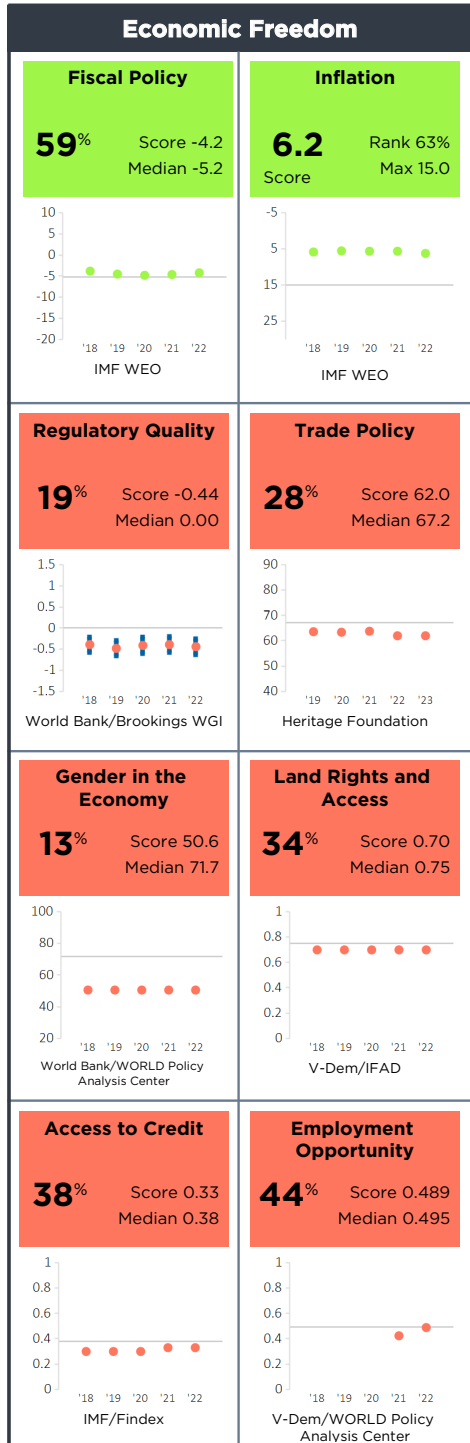


For more information regarding the Millennium Challenge Account Selection Process and these indicators, please consult MCC's website [www.mcc.gov/selection](http://www.mcc.gov/selection)

# Bangladesh FY24

Population 171,186,000  
 GNI/Cap \$2,820  
 Category GNI/Cap \$2,146 - \$4,465

Half Scorecard Passed **X**  
 Control of Corruption **X**  
 Democratic Rights **X**



For more information regarding the Millennium Challenge Account Selection Process and these indicators, please consult MCC's website [www.mcc.gov/selection](http://www.mcc.gov/selection)

Bangladesh

# Bhutan FY24

Population 782,000  
 GNI/Cap \$3,040  
 Category GNI/Cap \$2,146 - \$4,465

Half Scorecard Passed ✓  
 Control of Corruption ✓  
 Democratic Rights ✓

Bhutan

### Economic Freedom

<b>Fiscal Policy</b> <b>50%</b> Score -5.2 Median -5.2 <p>IMF WEO</p>	<b>Inflation</b> <b>5.9</b> Rank 66% Score Max 15.0 <p>IMF WEO</p>
<b>Regulatory Quality</b> <b>59%</b> Score 0.10 Median 0.00 <p>World Bank/Brookings WGI</p>	<b>Trade Policy</b> <b>0%</b> Score 37.6 Median 67.2 <p>Heritage Foundation</p>
<b>Gender in the Economy</b> <b>59%</b> Score 77.8 Median 71.7 <p>World Bank/WORLD Policy Analysis Center</p>	<b>Land Rights and Access</b> <b>55%</b> Score 0.76 Median 0.75 <p>V-Dem/IFAD</p>
<b>Access to Credit</b> <b>69%</b> Score 0.46 Median 0.38 <p>IMF/Findex</p>	<b>Employment Opportunity</b> <b>25%</b> Score 0.418 Median 0.495 <p>V-Dem/WORLD Policy Analysis Center</p>

### Ruling Justly

<b>Political Rights</b> <b>29</b> Rank 69% Score Min 17 <p>Freedom House</p>	<b>Civil Liberties</b> <b>32</b> Rank 56% Score Min 25 <p>Freedom House</p>	<b>Control of Corruption</b> <b>100%</b> Score 2.06 Median 0.00 <p>World Bank/Brookings WGI</p>
<b>Government Effectiveness</b> <b>100%</b> Score 0.98 Median 0.00 <p>World Bank/Brookings WGI</p>	<b>Rule of Law</b> <b>94%</b> Score 0.99 Median 0.00 <p>World Bank/Brookings WGI</p>	<b>Freedom of Information</b> <b>70%</b> Score 59.3 Median 51.4 <p>RSF/Access Now/CLD</p>

### Investing in People

<b>Health Expenditures</b> <b>66%</b> Score 3.41 Median 2.63 <p>WHO</p>	<b>Education Expenditures</b> <b>90%</b> Score 8.14 Median 4.11 <p>UNESCO</p>	<b>Natural Resource Protection</b> <b>97%</b> Score 61.6 Median 34.9 <p>Yale/CIESIN</p>
<b>Immunization Rates</b> <b>84%</b> Score 97.5 Median 88.0 <p>WHO/UNICEF</p>	<b>Girls' Lower Sec Edu Completion Rate</b> <b>N/A</b> Score N/A Median 82.8 <p>UNESCO</p>	<b>Child Health</b> <b>56%</b> Score 90.4 Median 90.1 <p>CIESIN/YCELP</p>

For more information regarding the Millennium Challenge Account Selection Process and these indicators, please consult MCC's website [www.mcc.gov/selection](http://www.mcc.gov/selection)

\* Indicates the country has a score this year, but the score is outside the range of scores shown on the chart.

# Bolivia FY24

Population 12,224,000  
 GNI/Cap \$3,450  
 Category GNI/Cap \$2,146 - \$4,465

Half Scorecard Passed ✓  
 Control of Corruption X  
 Democratic Rights ✓



Bolivia

For more information regarding the Millennium Challenge Account Selection Process and these indicators, please consult MCC's website [www.mcc.gov/selection](http://www.mcc.gov/selection)

\* Indicates the country has a score this year, but the score is outside the range of scores shown on the chart.

# Cabo Verde FY24

Population 593,000  
 GNI/Cap \$4,140  
 Category GNI/Cap \$2,146 - \$4,465

Half Scorecard Passed ✓  
 Control of Corruption ✓  
 Democratic Rights ✓

Cabo Verde

### Economic Freedom

<b>Fiscal Policy</b> <b>34%</b> Score -6.9 Median -5.2 <p>IMF WEO</p>	<b>Inflation</b> <b>7.9</b> Rank 47% Score Max 15.0 <p>IMF WEO</p>
<b>Regulatory Quality</b> <b>100%</b> Score 0.75 Median 0.00 <p>World Bank/Brookings WGI</p>	<b>Trade Policy</b> <b>47%</b> Score 66.4 Median 67.2 <p>Heritage Foundation</p>
<b>Gender in the Economy</b> <b>84%</b> Score 85.6 Median 71.7 <p>World Bank/WORLD Policy Analysis Center</p>	<b>Land Rights and Access</b> <b>83%</b> Score 0.86 Median 0.75 <p>V-Dem/IFAD</p>
<b>Access to Credit</b> <b>94%</b> Score 0.75 Median 0.38 <p>IMF/Findex</p>	<b>Employment Opportunity</b> <b>78%</b> Score 0.656 Median 0.495 <p>V-Dem/WORLD Policy Analysis Center</p>

### Ruling Justly

<b>Political Rights</b> <b>38</b> Rank 100% Score Min 17 <p>Freedom House</p>	<b>Civil Liberties</b> <b>54</b> Rank 94% Score Min 25 <p>Freedom House</p>	<b>Control of Corruption</b> <b>97%</b> Score 1.52 Median 0.00 <p>World Bank/Brookings WGI</p>
<b>Government Effectiveness</b> <b>75%</b> Score 0.40 Median 0.00 <p>World Bank/Brookings WGI</p>	<b>Rule of Law</b> <b>88%</b> Score 0.69 Median 0.00 <p>World Bank/Brookings WGI</p>	<b>Freedom of Information</b> <b>96%</b> Score 79.7 Median 51.4 <p>RSF/Access Now/CLD</p>

### Investing in People

<b>Health Expenditures</b> <b>78%</b> Score 3.70 Median 2.63 <p>WHO</p>	<b>Education Expenditures</b> <b>79%</b> Score 6.04 Median 4.11 <p>UNESCO</p>	<b>Natural Resource Protection</b> <b>63%</b> Score 40.9 Median 34.9 <p>Yale/CIESIN</p>
<b>Immunization Rates</b> <b>66%</b> Score 94.0 Median 88.0 <p>WHO/UNICEF</p>	<b>Girls' Lower Sec Edu Completion Rate</b> <b>N/A</b> Score N/A Median 82.8 <p>UNESCO</p>	<b>Child Health</b> <b>50%</b> Score 90.1 Median 90.1 <p>CIESIN/YCELP</p>

For more information regarding the Millennium Challenge Account Selection Process and these indicators, please consult MCC's website [www.mcc.gov/selection](http://www.mcc.gov/selection)

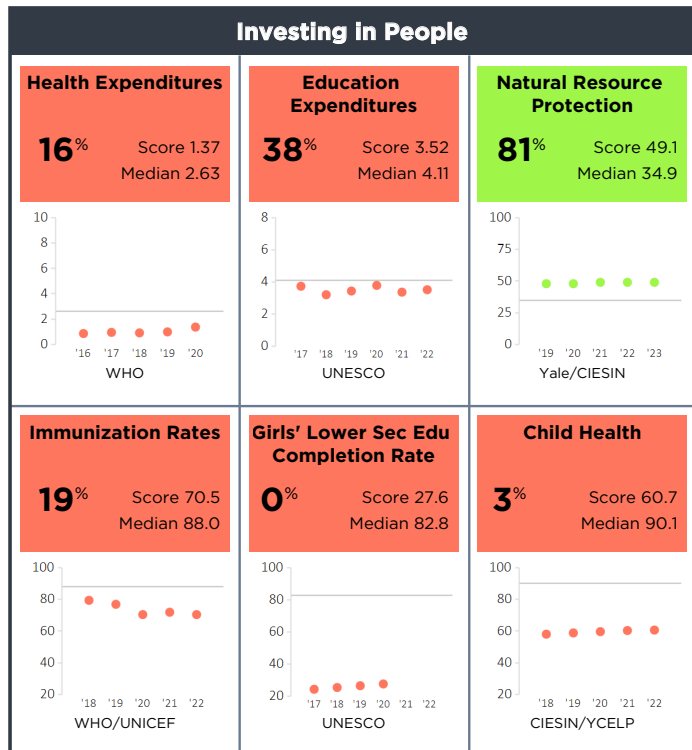
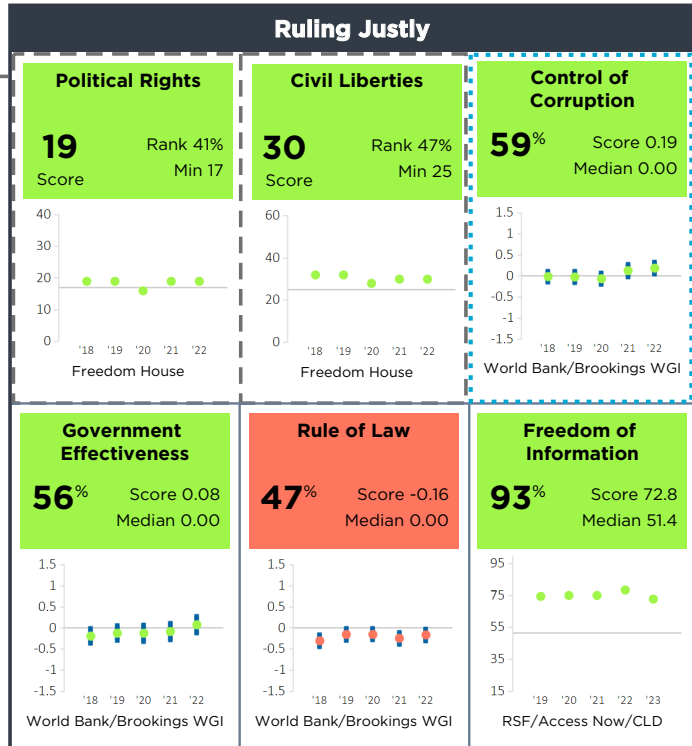
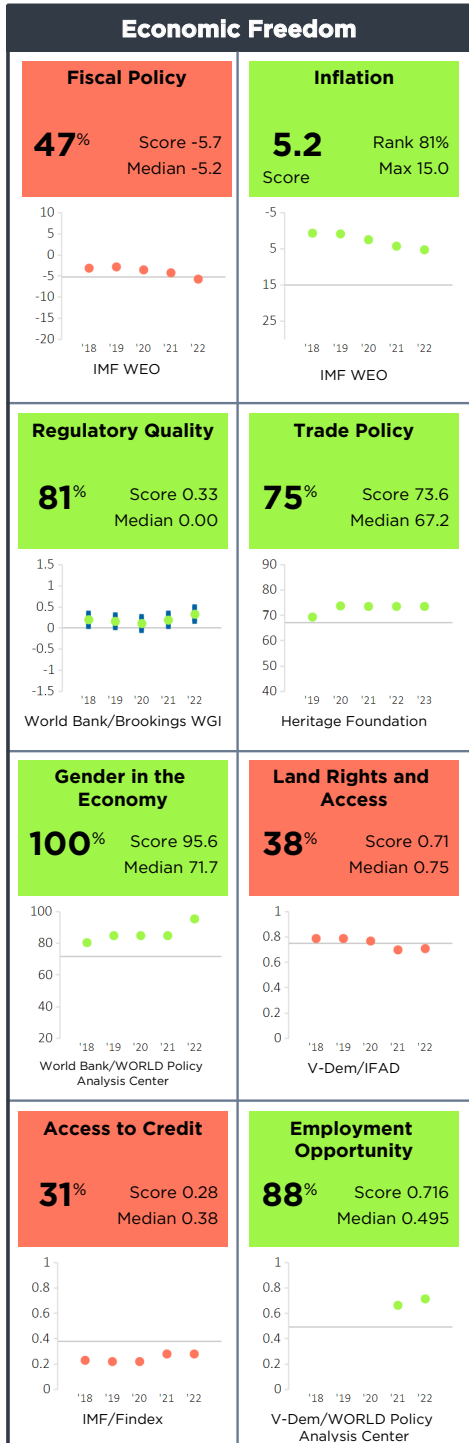
\* Indicates the country has a score this year, but the score is outside the range of scores shown on the chart.

# Côte d'Ivoire FY24

Population 28,161,000  
 GNI/Cap \$2,620  
 Category GNI/Cap \$2,146 - \$4,465

Half Scorecard Passed   
 Control of Corruption   
 Democratic Rights

Côte d'Ivoire



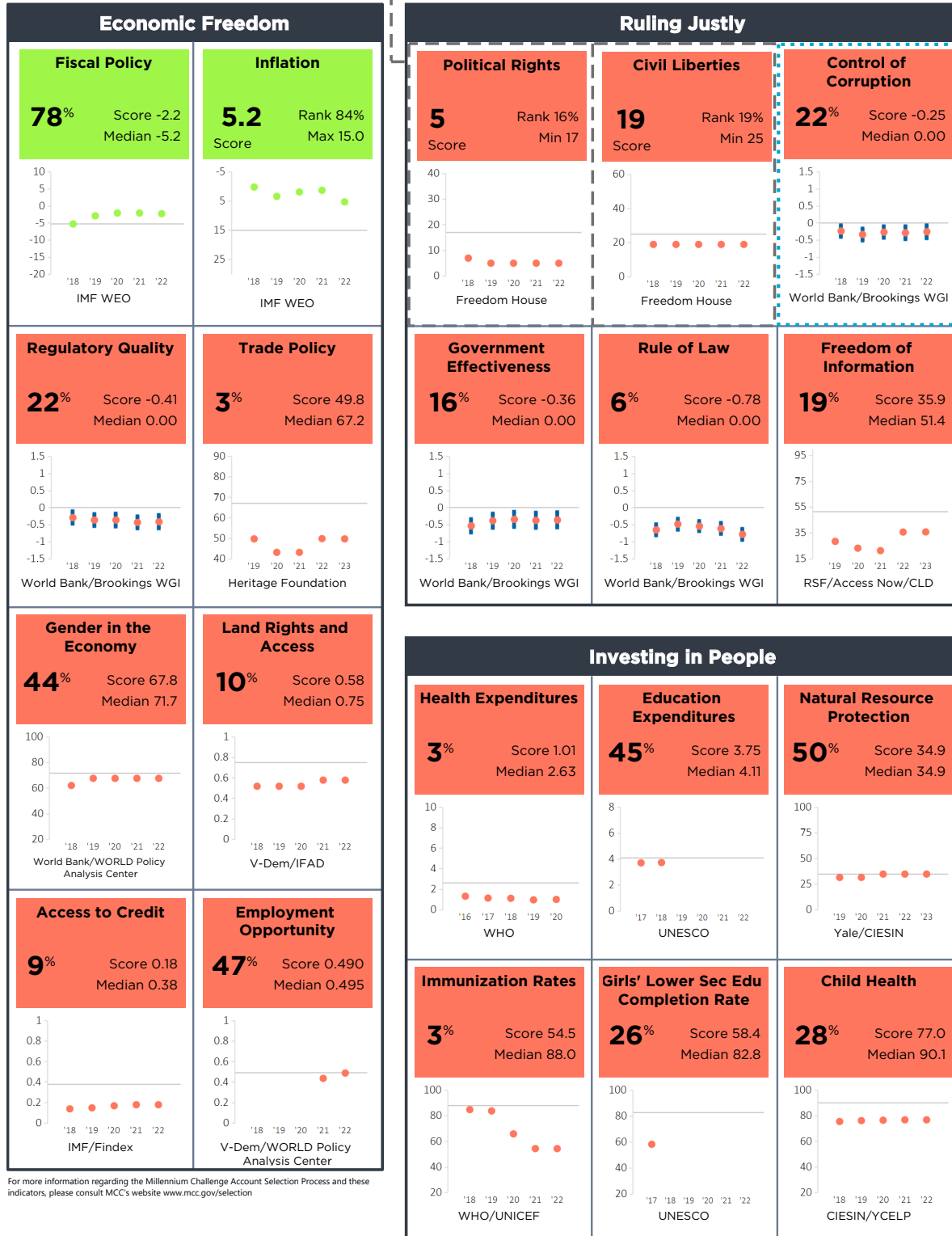
For more information regarding the Millennium Challenge Account Selection Process and these indicators, please consult MCC's website [www.mcc.gov/selection](http://www.mcc.gov/selection)

# Djibouti FY24

Population 1,121,000  
 GNI/Cap \$3,180  
 Category GNI/Cap \$2,146 - \$4,465

Half Scorecard Passed **X**  
 Control of Corruption **X**  
 Democratic Rights **X**

Djibouti



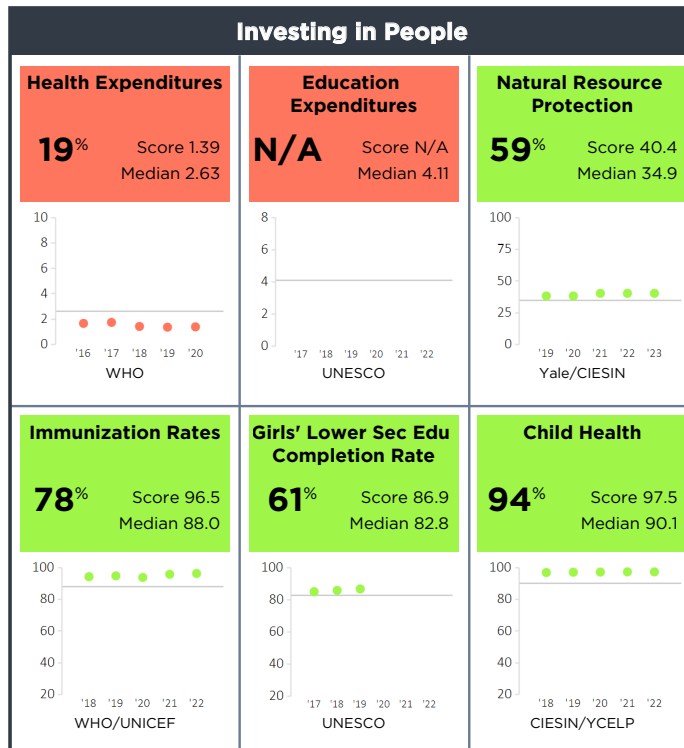
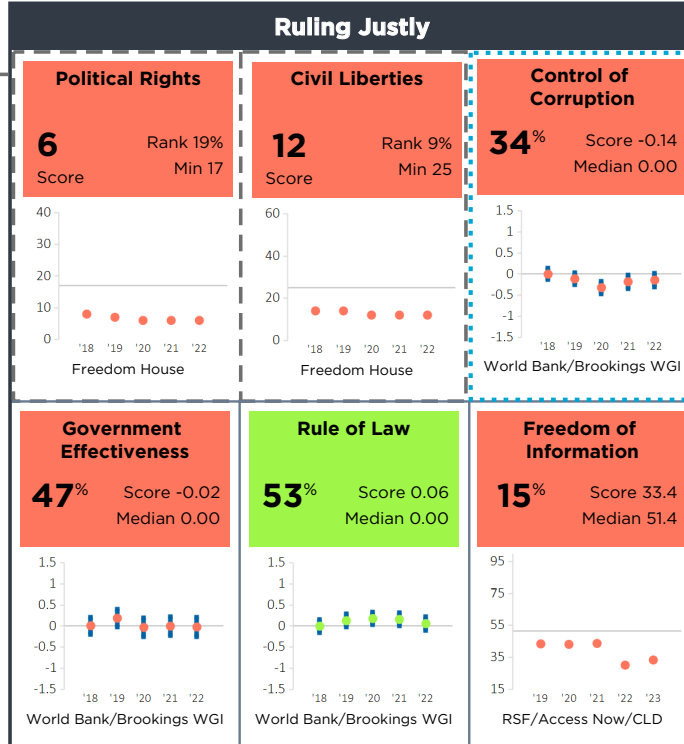
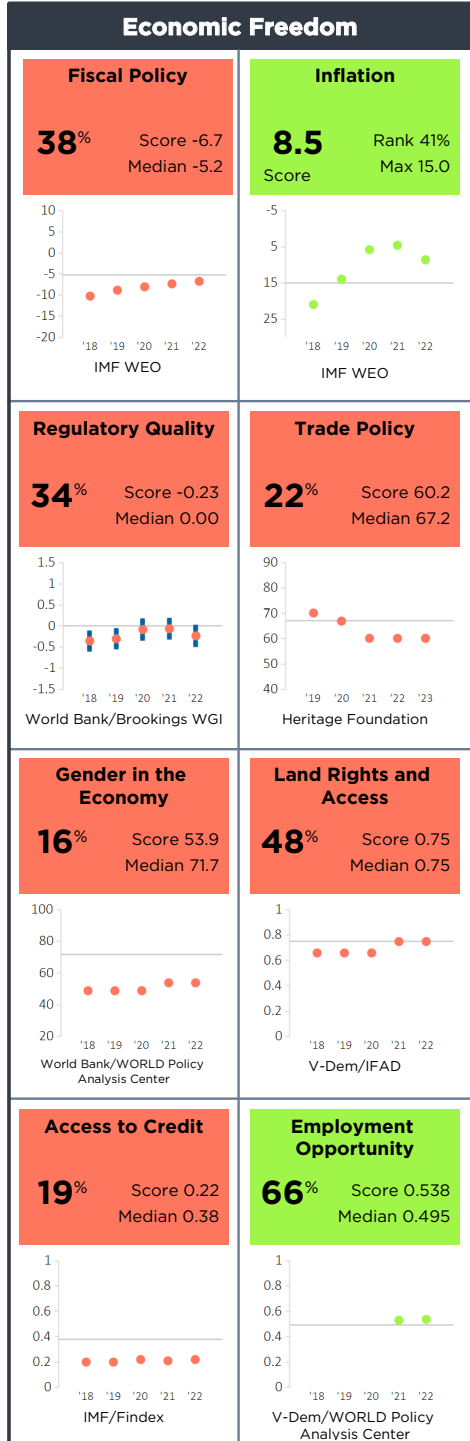
For more information regarding the Millennium Challenge Account Selection Process and these indicators, please consult MCC's website [www.mcc.gov/selection](http://www.mcc.gov/selection)



# Egypt, Arab Rep. FY24

Population 110,990,000  
 GNI/Cap \$4,100  
 Category GNI/Cap \$2,146 - \$4,465

Half Scorecard Passed **X**  
 Control of Corruption **X**  
 Democratic Rights **X**



For more information regarding the Millennium Challenge Account Selection Process and these indicators, please consult MCC's website [www.mcc.gov/selection](http://www.mcc.gov/selection)

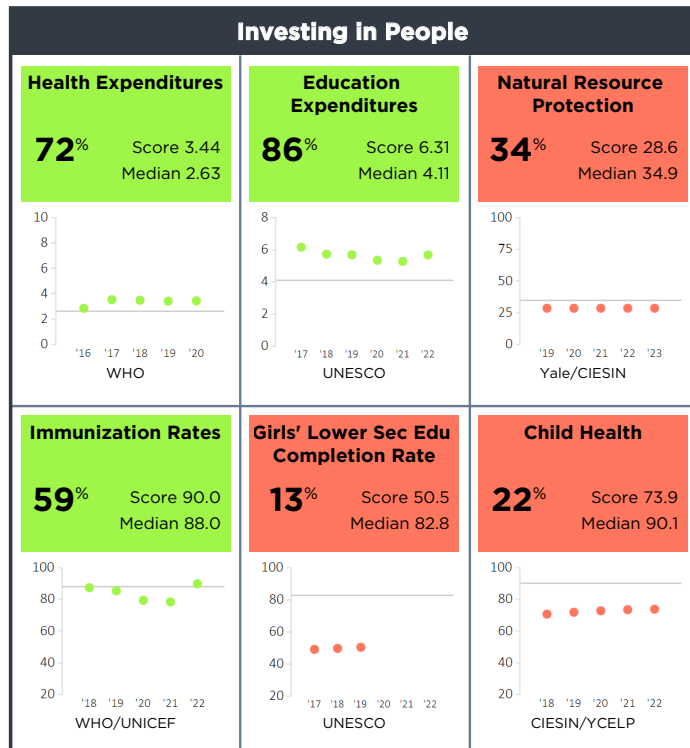
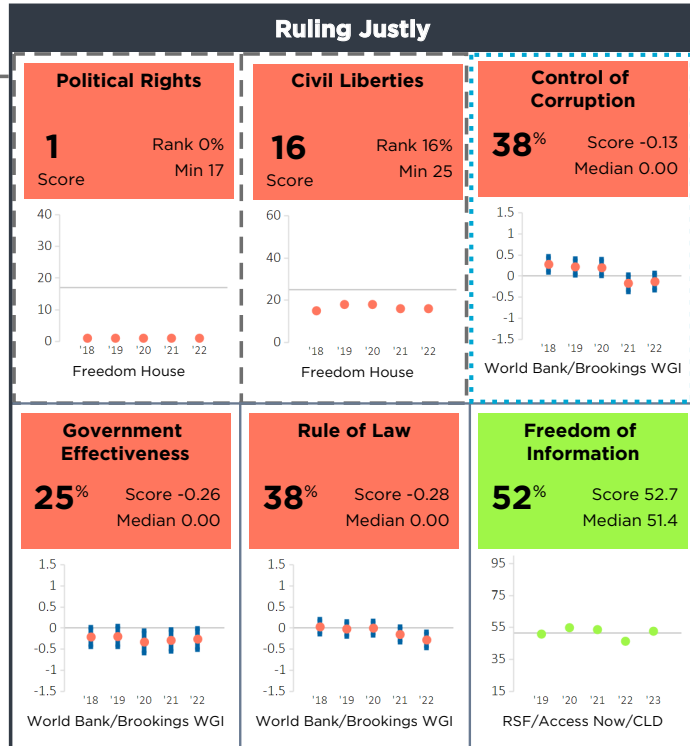
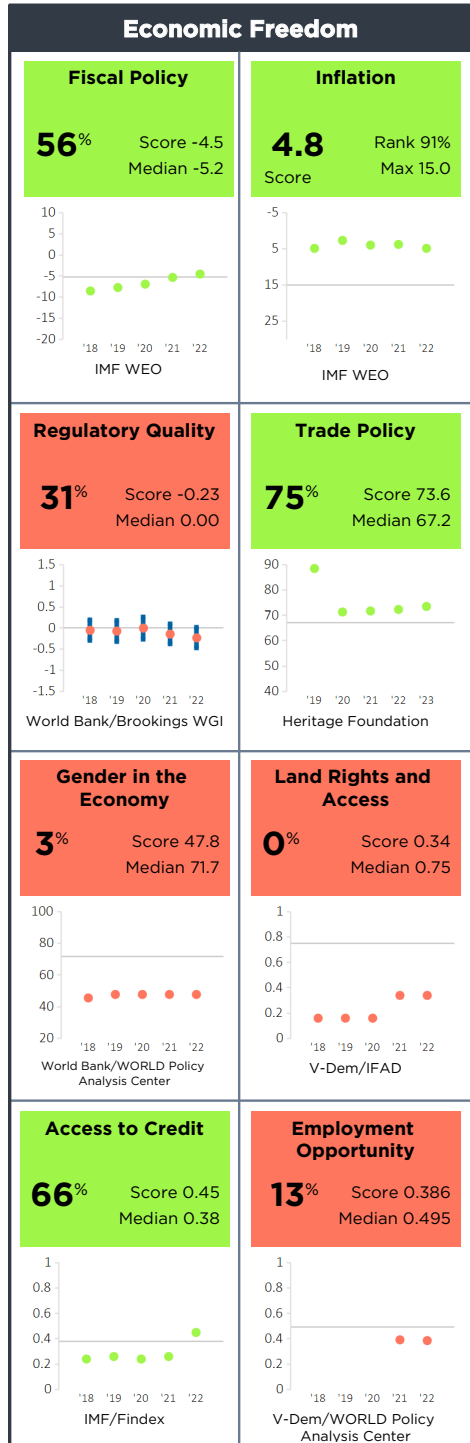
Egypt, Arab Rep.

# Eswatini FY24

Population 1,202,000  
 GNI/Cap \$3,800  
 Category GNI/Cap \$2,146 - \$4,465

Half Scorecard Passed **X**  
 Control of Corruption **X**  
 Democratic Rights **X**

Eswatini

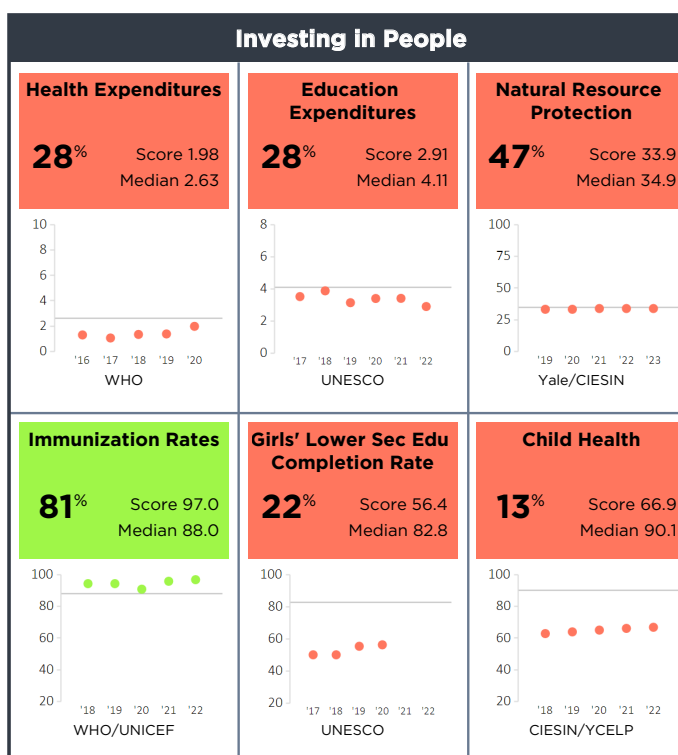
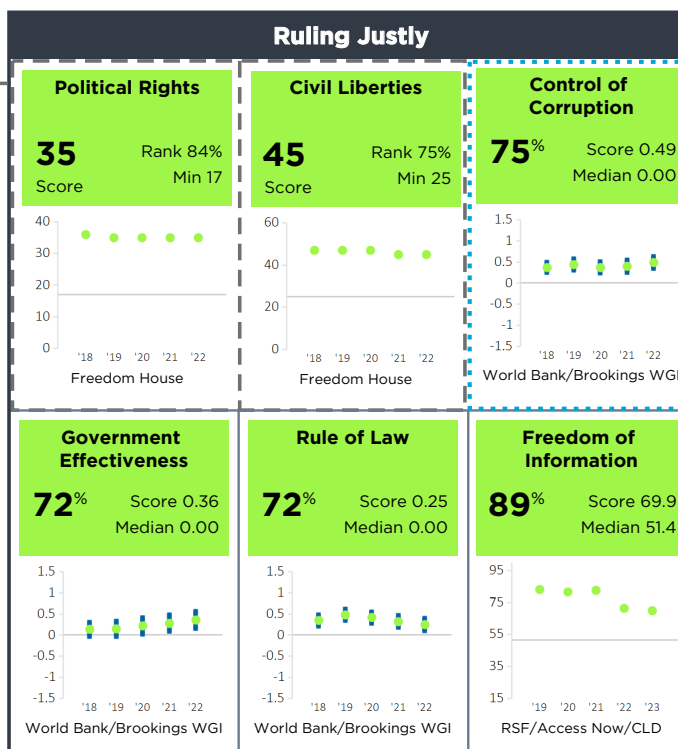
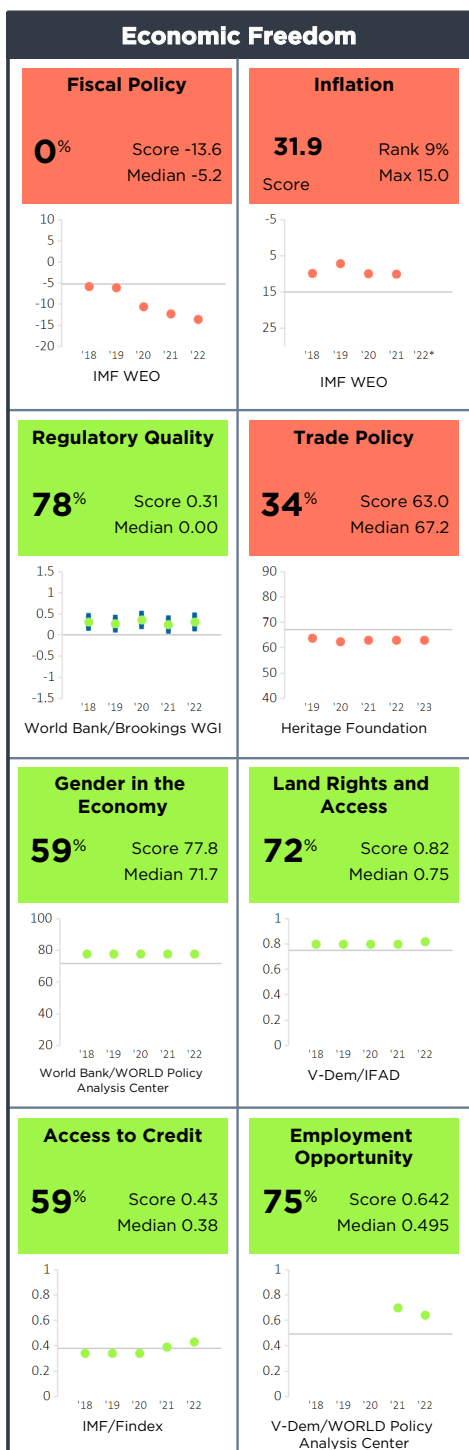


For more information regarding the Millennium Challenge Account Selection Process and these indicators, please consult MCC's website [www.mcc.gov/selection](http://www.mcc.gov/selection)

# Ghana FY24

Population 33,476,000  
 GNI/Cap \$2,350  
 Category GNI/Cap \$2,146 - \$4,465

Half Scorecard Passed   
 Control of Corruption   
 Democratic Rights



For more information regarding the Millennium Challenge Account Selection Process and these indicators, please consult MCC's website [www.mcc.gov/selection](http://www.mcc.gov/selection)

\* Indicates the country has a score this year, but the score is outside the range of scores shown on the chart.

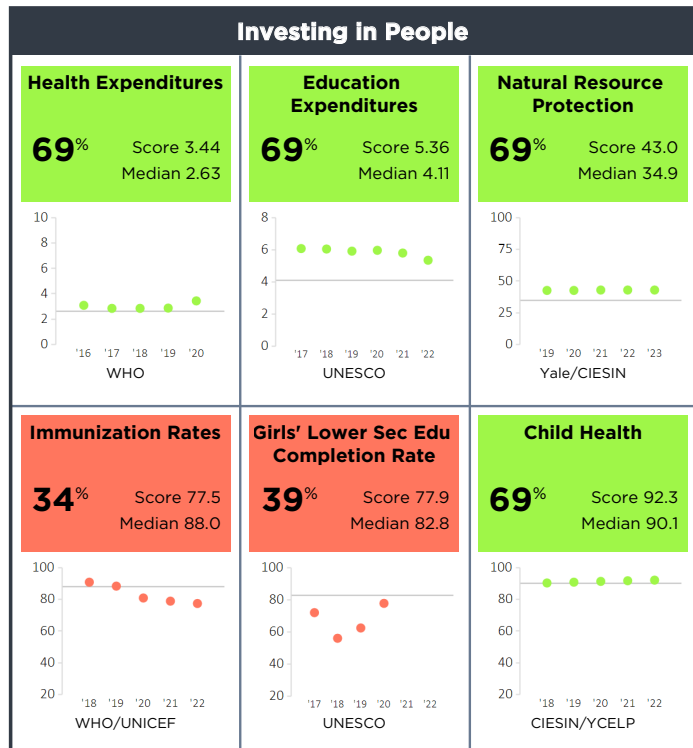
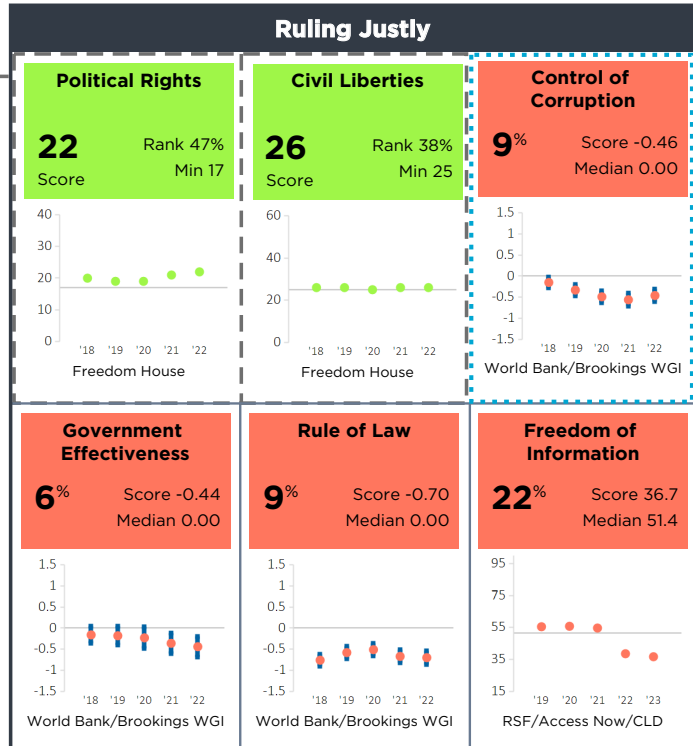
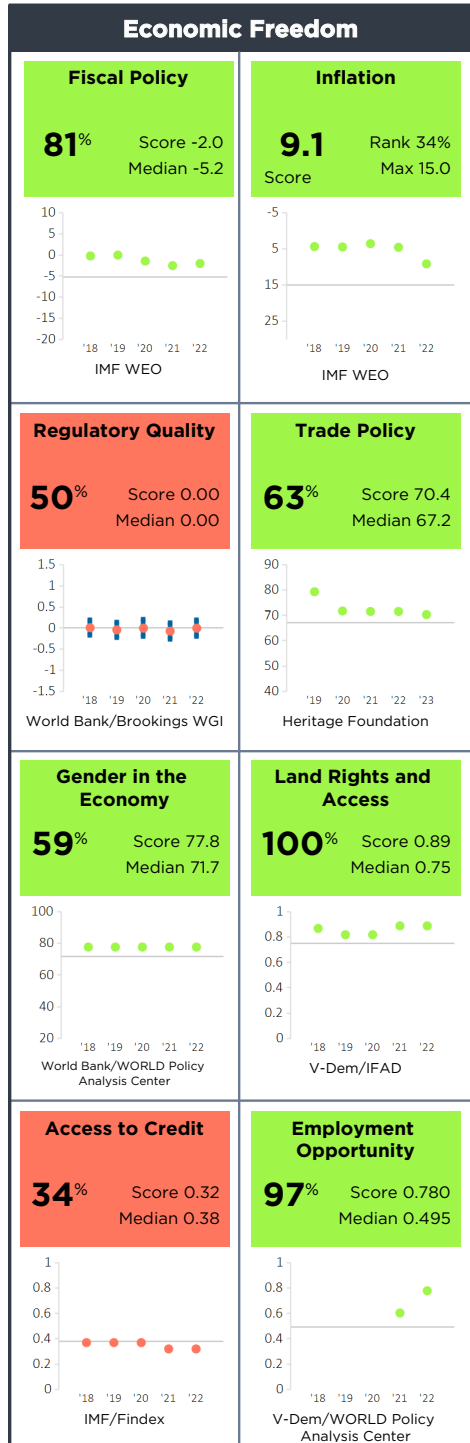


# Honduras FY24

Population 10,433,000  
 GNI/Cap \$2,740  
 Category GNI/Cap \$2,146 - \$4,465

Half Scorecard Passed ✓  
 Control of Corruption ✗  
 Democratic Rights ✓

Honduras

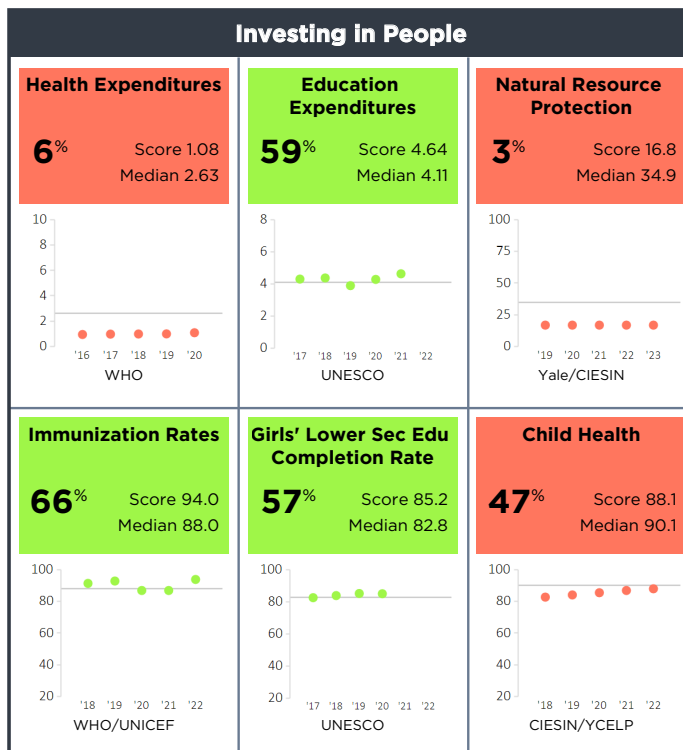
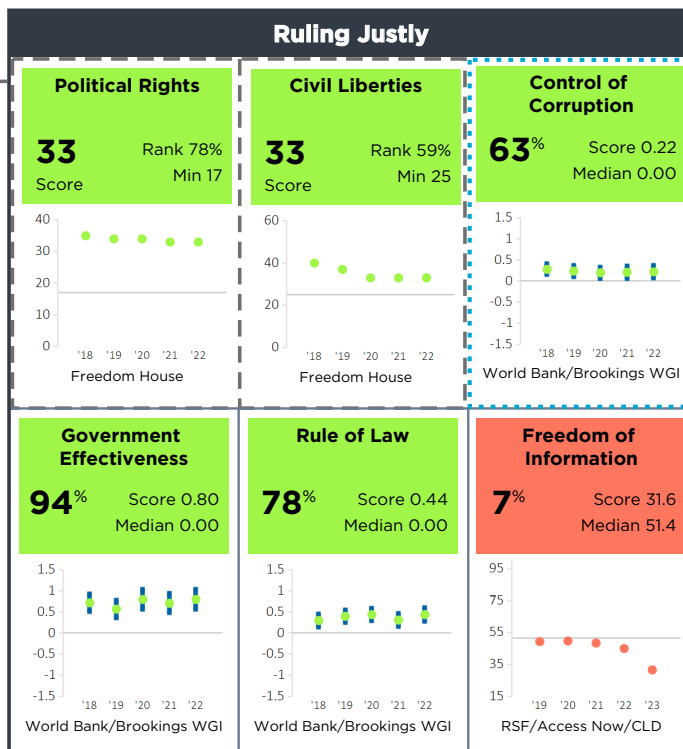
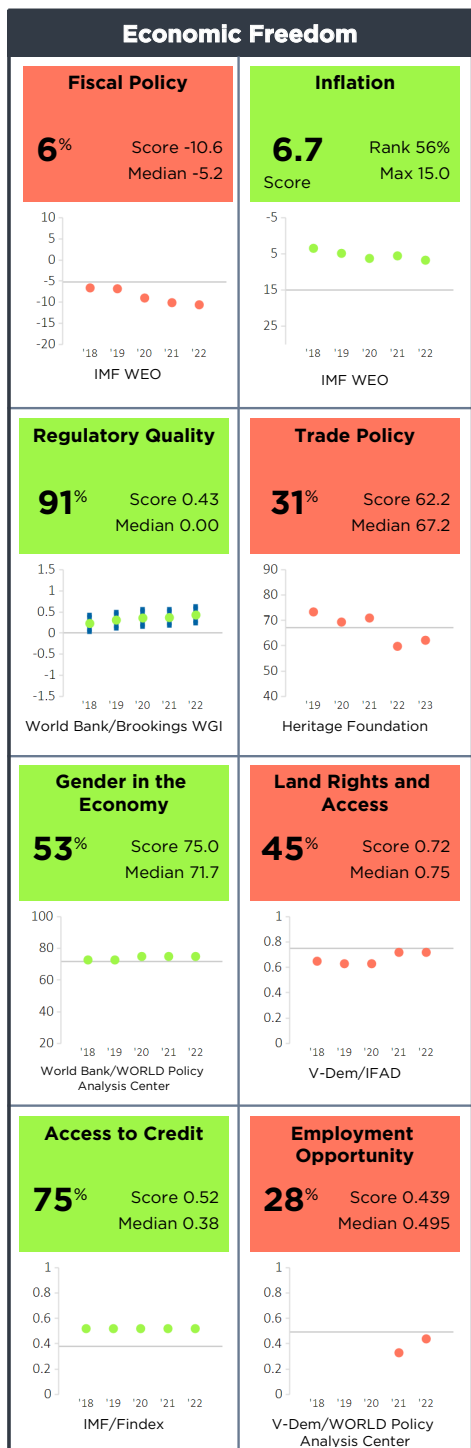


For more information regarding the Millennium Challenge Account Selection Process and these indicators, please consult MCC's website [www.mcc.gov/selection](http://www.mcc.gov/selection)

# India FY24

Population 1,417,173,000  
 GNI/Cap \$2,380  
 Category GNI/Cap \$2,146 - \$4,465

Half Scorecard Passed   
 Control of Corruption   
 Democratic Rights



For more information regarding the Millennium Challenge Account Selection Process and these indicators, please consult MCC's website [www.mcc.gov/selection](http://www.mcc.gov/selection)



# Iran, Islamic Rep. FY24

Population 88,551,000  
 GNI/Cap \$3,900  
 Category GNI/Cap \$2,146 - \$4,465

Half Scorecard Passed **X**  
 Control of Corruption **X**  
 Democratic Rights **X**

Iran

### Economic Freedom

<b>Fiscal Policy</b> <b>53%</b> Score -4.7 Median -5.2 IMF WEO	<b>Inflation</b> <b>45.8</b> Rank 3% Score Max 15.0 IMF WEO
<b>Regulatory Quality</b> <b>0%</b> Score -1.11 Median 0.00 World Bank/Brookings WGI	<b>Trade Policy</b> <b>9%</b> Score 55.8 Median 67.2 Heritage Foundation
<b>Gender in the Economy</b> <b>0%</b> Score 30.0 Median 71.7 World Bank/WORLD Policy Analysis Center	<b>Land Rights and Access</b> <b>41%</b> Score 0.71 Median 0.75 V-Dem/IFAD
<b>Access to Credit</b> <b>97%</b> Score 0.84 Median 0.38 IMF/Findex	<b>Employment Opportunity</b> <b>6%</b> Score 0.323 Median 0.495 V-Dem/WORLD Policy Analysis Center

### Ruling Justly

<b>Political Rights</b> <b>4</b> Rank 9% Score Min 17 Freedom House	<b>Civil Liberties</b> <b>8</b> Rank 0% Score Min 25 Freedom House	<b>Control of Corruption</b> <b>3%</b> Score -0.59 Median 0.00 World Bank/Brookings WGI
<b>Government Effectiveness</b> <b>3%</b> Score -0.46 Median 0.00 World Bank/Brookings WGI	<b>Rule of Law</b> <b>13%</b> Score -0.70 Median 0.00 World Bank/Brookings WGI	<b>Freedom of Information</b> <b>0%</b> Score 19.8 Median 51.4 RSF/Access Now/CLD

### Investing in People

<b>Health Expenditures</b> <b>56%</b> Score 2.88 Median 2.63 WHO	<b>Education Expenditures</b> <b>31%</b> Score 3.20 Median 4.11 UNESCO	<b>Natural Resource Protection</b> <b>56%</b> Score 38.1 Median 34.9 Yale/CIESIN
<b>Immunization Rates</b> <b>94%</b> Score 99.0 Median 88.0 WHO/UNICEF	<b>Girls' Lower Sec Edu Completion Rate</b> <b>N/A</b> Score N/A Median 82.8 UNESCO	<b>Child Health</b> <b>78%</b> Score 95.2 Median 90.1 CIESIN/YCELP

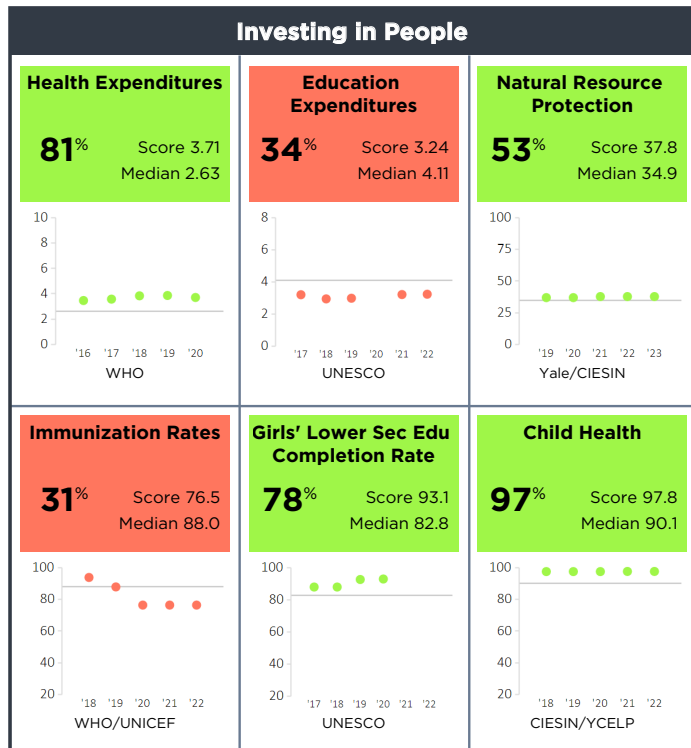
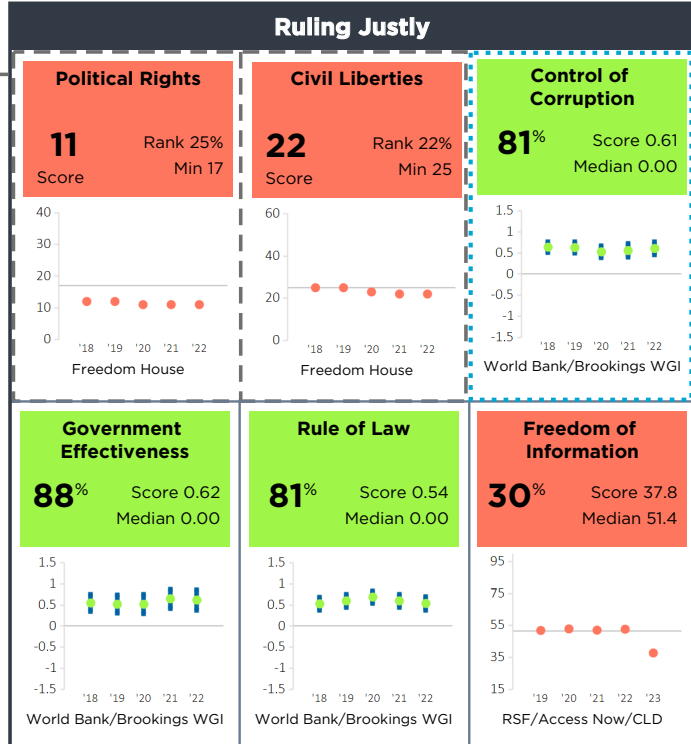
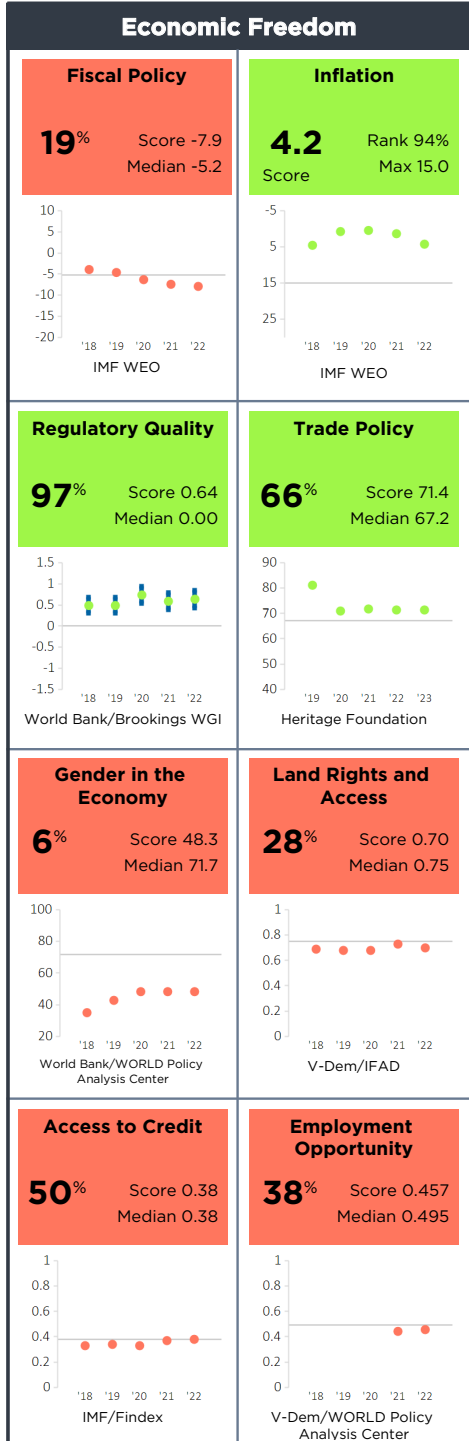
For more information regarding the Millennium Challenge Account Selection Process and these indicators, please consult MCC's website [www.mcc.gov/selection](http://www.mcc.gov/selection)

\* Indicates the country has a score this year, but the score is outside the range of scores shown on the chart.

# Jordan FY24

Population 11,286,000  
 GNI/Cap \$4,260  
 Category GNI/Cap \$2,146 - \$4,465

Half Scorecard Passed   
 Control of Corruption   
 Democratic Rights



For more information regarding the Millennium Challenge Account Selection Process and these indicators, please consult MCC's website [www.mcc.gov/selection](http://www.mcc.gov/selection)

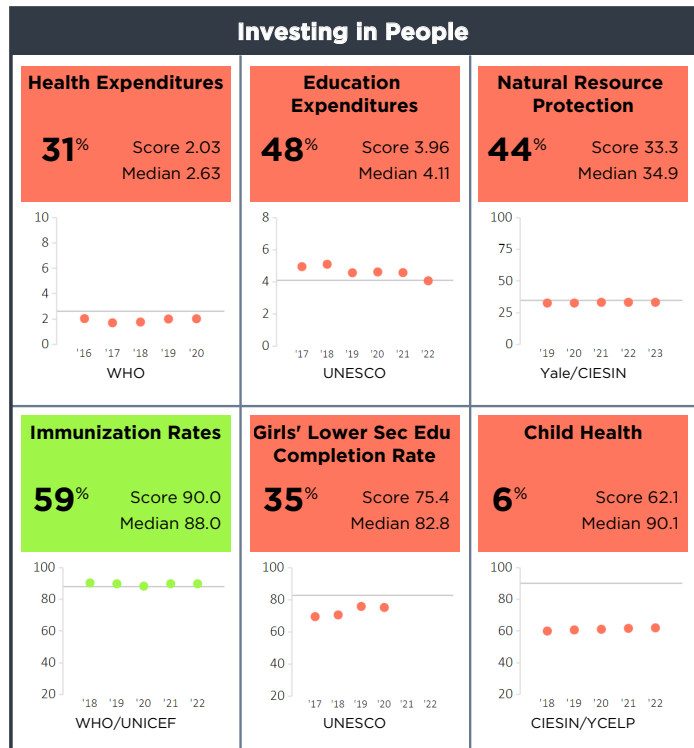
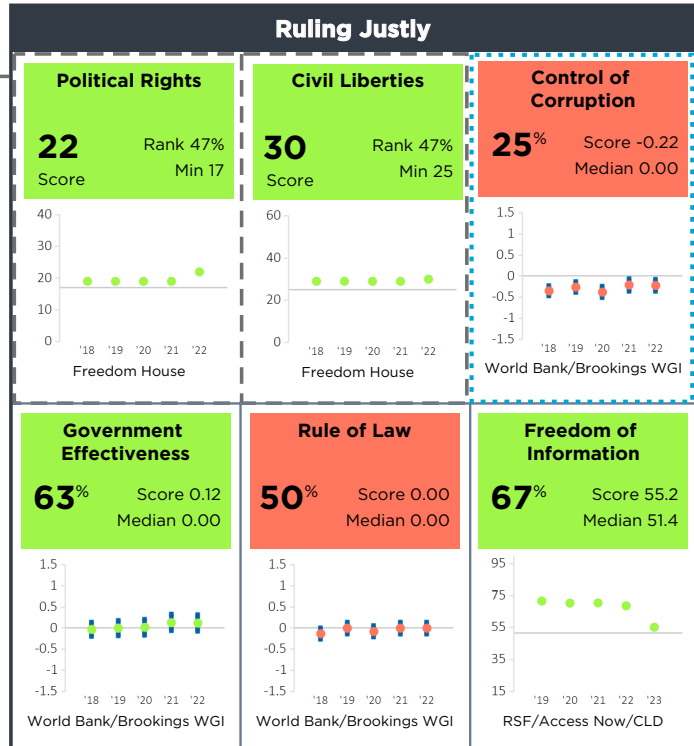
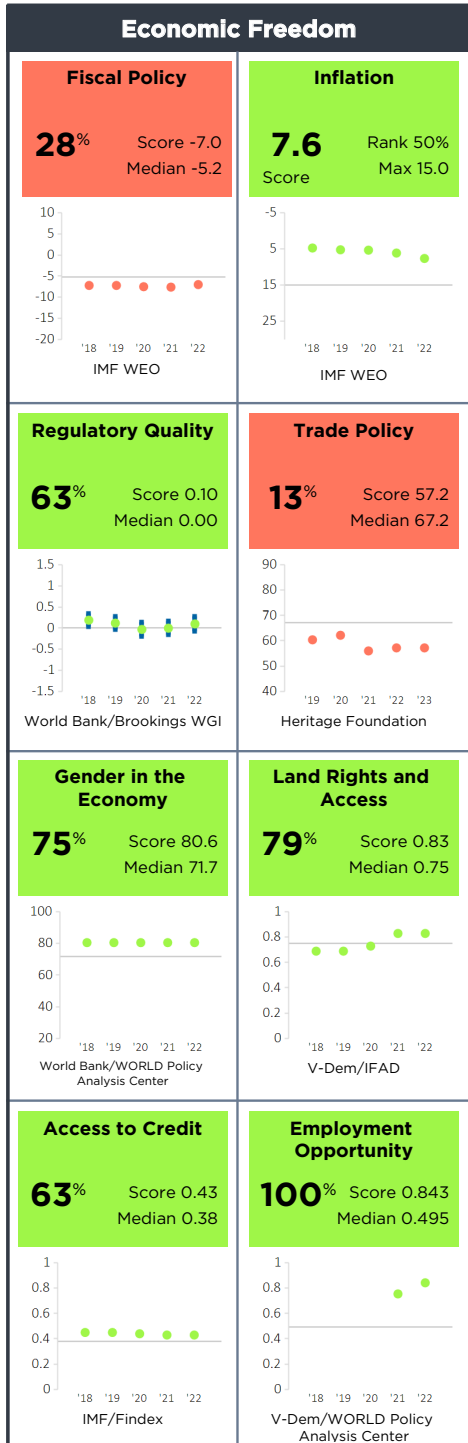
Jordan

# Kenya FY24

Population 54,027,000  
 GNI/Cap \$2,170  
 Category GNI/Cap \$2,146 - \$4,465

Half Scorecard Passed ✓  
 Control of Corruption ✗  
 Democratic Rights ✓

Kenya



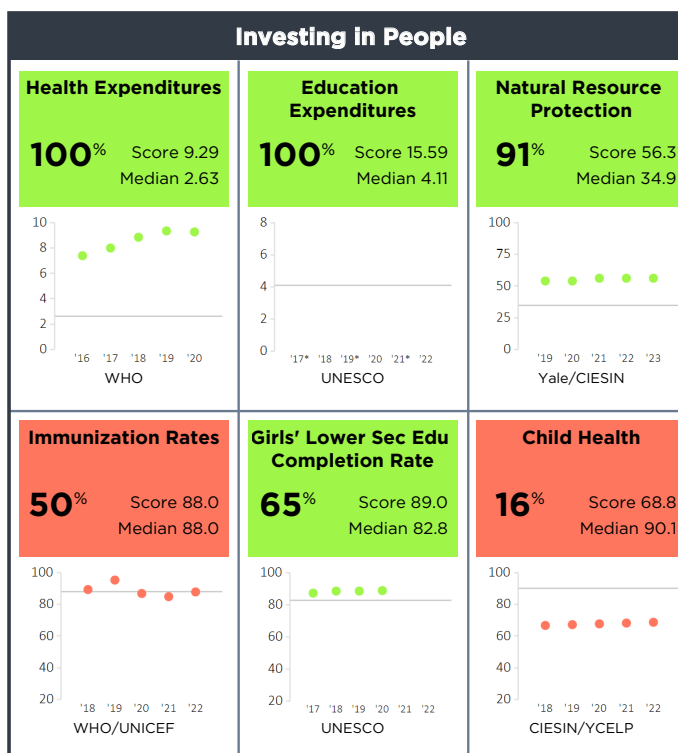
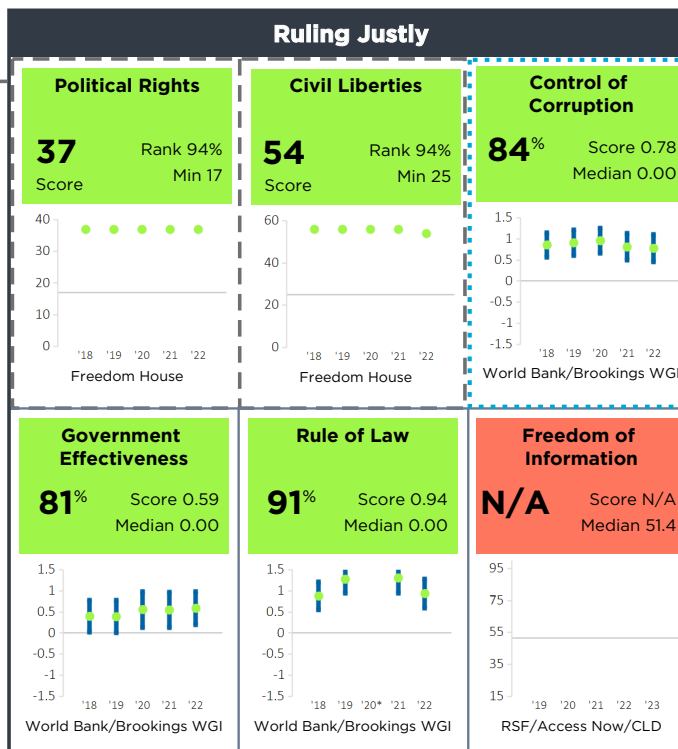
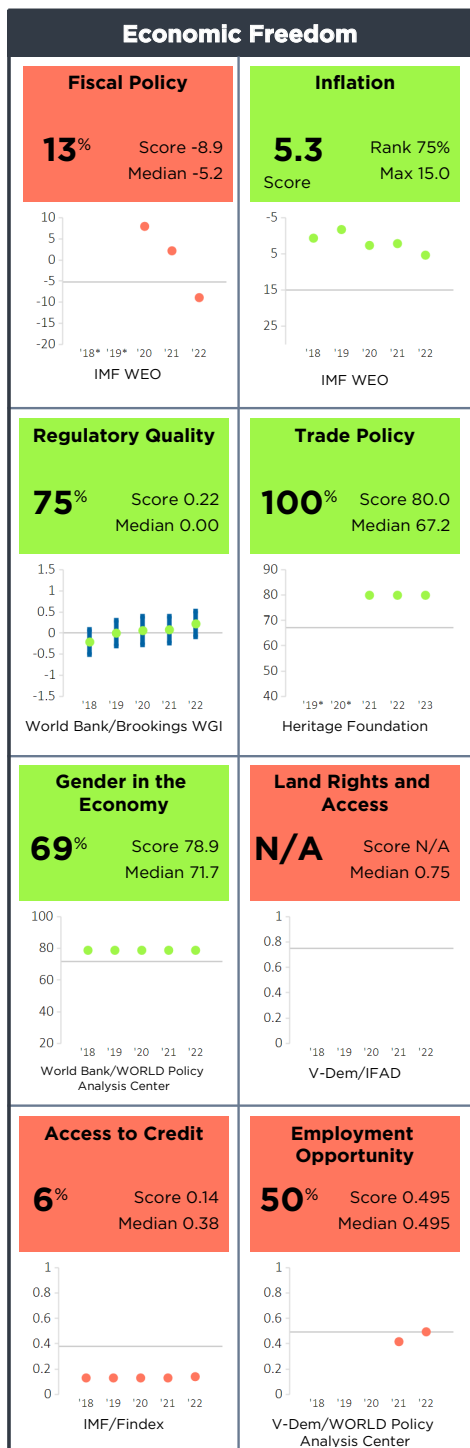
For more information regarding the Millennium Challenge Account Selection Process and these indicators, please consult MCC's website [www.mcc.gov/selection](http://www.mcc.gov/selection)



# Kiribati FY24

Population 131,000  
 GNI/Cap \$3,280  
 Category GNI/Cap \$2,146 - \$4,465

Half Scorecard Passed   
 Control of Corruption   
 Democratic Rights



For more information regarding the Millennium Challenge Account Selection Process and these indicators, please consult MCC's website [www.mcc.gov/selection](http://www.mcc.gov/selection)

\* Indicates the country has a score this year, but the score is outside the range of scores shown on the chart.

Kiribati

# Lao PDR FY24

Population 7,529,000  
 GNI/Cap \$2,360  
 Category GNI/Cap \$2,146 - \$4,465

Half Scorecard Passed **X**  
 Control of Corruption **X**  
 Democratic Rights **X**

Lao PDR

### Economic Freedom

<b>Fiscal Policy</b> <b>72%</b> Score -2.8 Median -5.2 <p>IMF WEO</p>	<b>Inflation</b> <b>23.0</b> Rank 13% Score Max 15.0 <p>IMF WEO</p>
<b>Regulatory Quality</b> <b>16%</b> Score -0.50 Median 0.00 <p>World Bank/Brookings WGI</p>	<b>Trade Policy</b> <b>56%</b> Score 67.6 Median 67.2 <p>Heritage Foundation</p>
<b>Gender in the Economy</b> <b>88%</b> Score 87.2 Median 71.7 <p>World Bank/WORLD Policy Analysis Center</p>	<b>Land Rights and Access</b> <b>3%</b> Score 0.44 Median 0.75 <p>V-Dem/IFAD</p>
<b>Access to Credit</b> <b>22%</b> Score 0.25 Median 0.38 <p>IMF/Findex</p>	<b>Employment Opportunity</b> <b>3%</b> Score 0.303 Median 0.495 <p>V-Dem/WORLD Policy Analysis Center</p>

### Ruling Justly

<b>Political Rights</b> <b>2</b> Rank 3% Score Min 17 <p>Freedom House</p>	<b>Civil Liberties</b> <b>11</b> Rank 6% Score Min 25 <p>Freedom House</p>	<b>Control of Corruption</b> <b>13%</b> Score -0.42 Median 0.00 <p>World Bank/Brookings WGI</p>
<b>Government Effectiveness</b> <b>31%</b> Score -0.17 Median 0.00 <p>World Bank/Brookings WGI</p>	<b>Rule of Law</b> <b>25%</b> Score -0.48 Median 0.00 <p>World Bank/Brookings WGI</p>	<b>Freedom of Information</b> <b>26%</b> Score 36.7 Median 51.4 <p>RSF/Access Now/CLD</p>

### Investing in People

<b>Health Expenditures</b> <b>9%</b> Score 1.15 Median 2.63 <p>WHO</p>	<b>Education Expenditures</b> <b>7%</b> Score 1.39 Median 4.11 <p>UNESCO</p>	<b>Natural Resource Protection</b> <b>88%</b> Score 56.1 Median 34.9 <p>Yale/CIESIN</p>
<b>Immunization Rates</b> <b>38%</b> Score 78.0 Median 88.0 <p>WHO/UNICEF</p>	<b>Girls' Lower Sec Edu Completion Rate</b> <b>17%</b> Score 52.9 Median 82.8 <p>UNESCO</p>	<b>Child Health</b> <b>41%</b> Score 84.4 Median 90.1 <p>CIESIN/YCELP</p>

For more information regarding the Millennium Challenge Account Selection Process and these indicators, please consult MCC's website [www.mcc.gov/selection](http://www.mcc.gov/selection)

# Lebanon FY24

Population 5,490,000

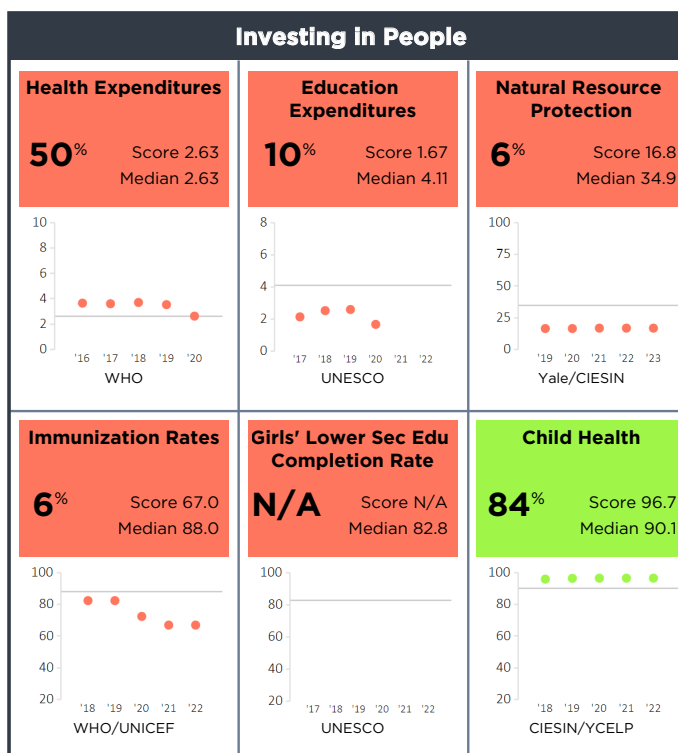
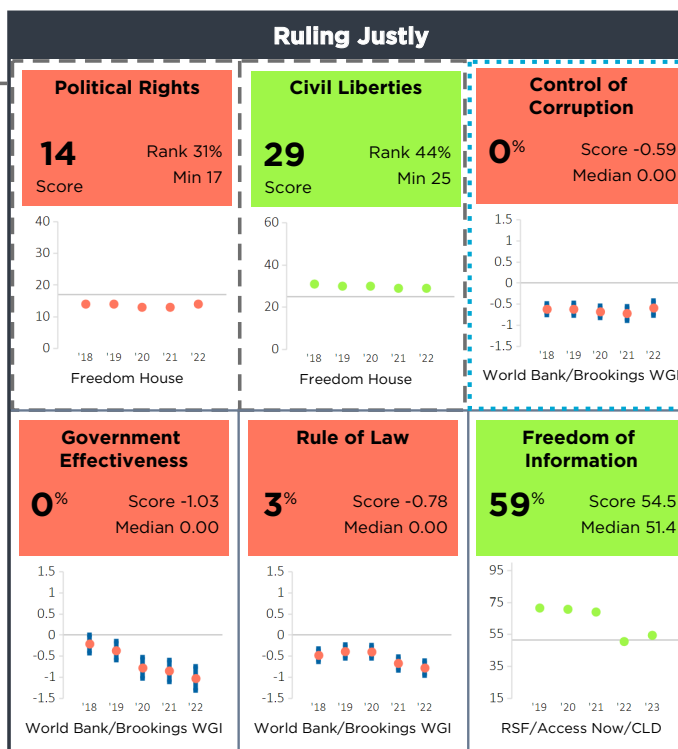
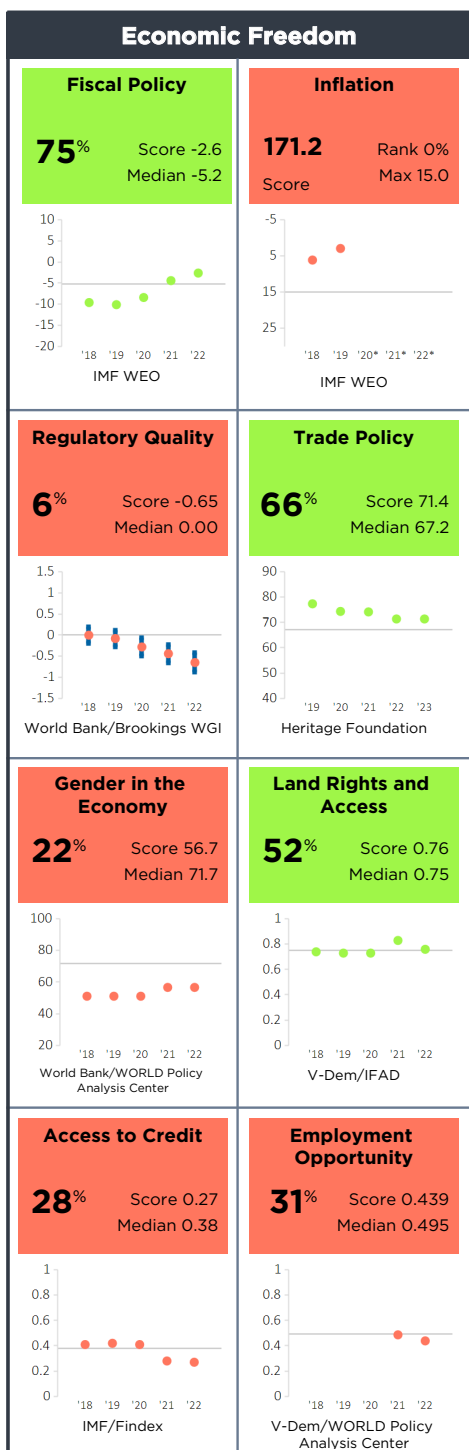
GNI/Cap

Category GNI/Cap \$2,146 - \$4,465

Half Scorecard Passed **X**

Control of Corruption **X**

Democratic Rights **✓**



For more information regarding the Millennium Challenge Account Selection Process and these indicators, please consult MCC's website [www.mcc.gov/selection](http://www.mcc.gov/selection)

\* Indicates the country has a score this year, but the score is outside the range of scores shown on the chart.

Lebanon

# Mauritania FY24

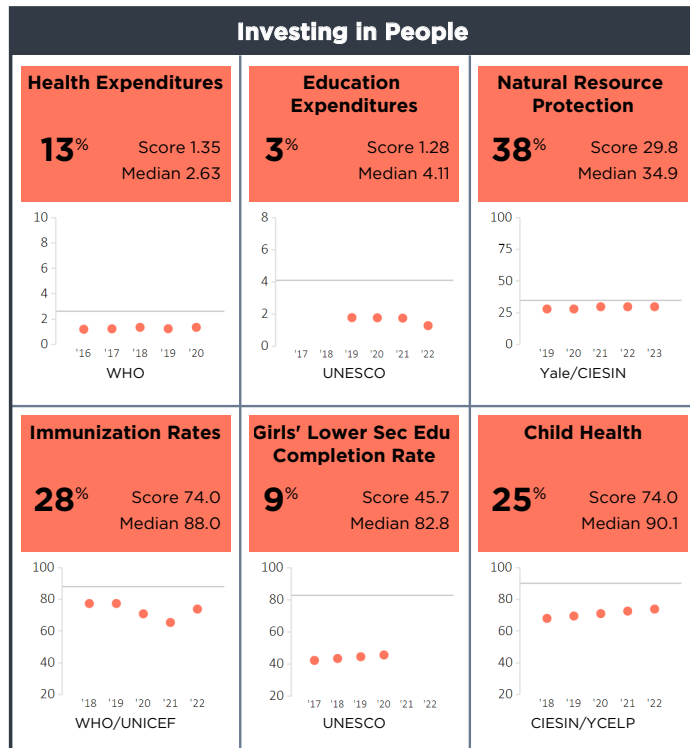
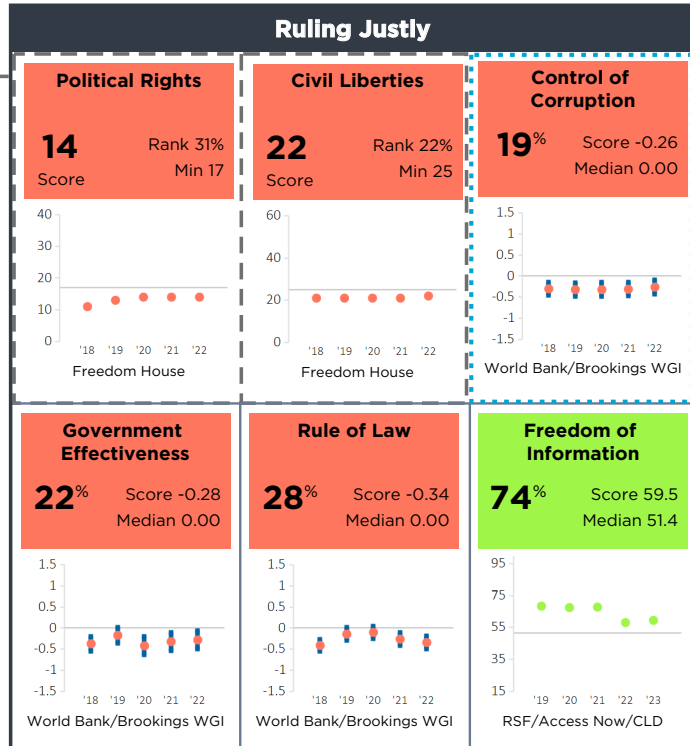
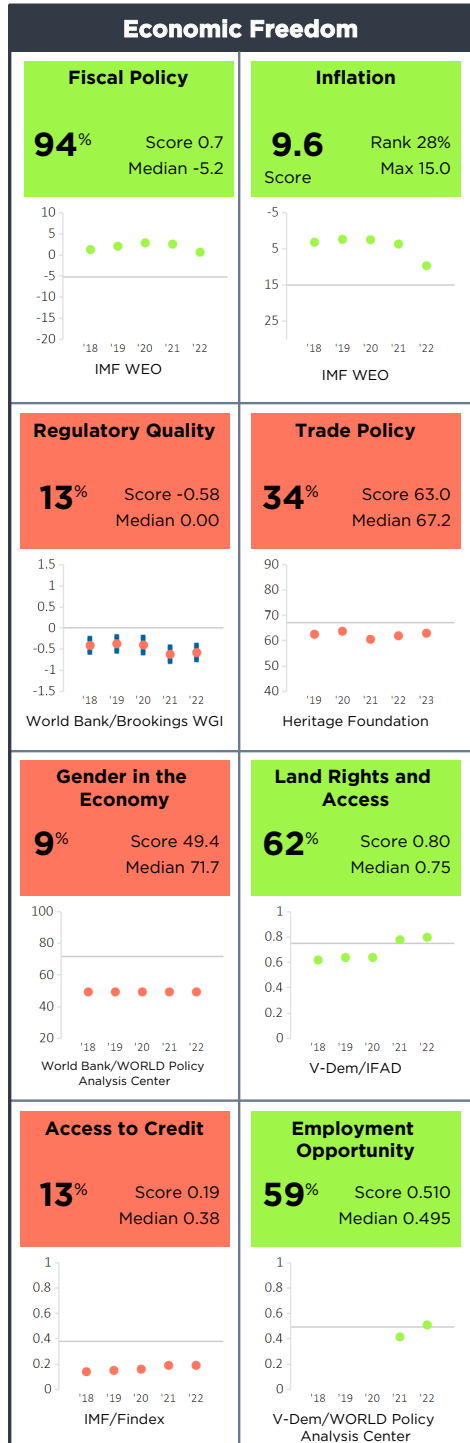
Population 4,736,000  
 GNI/Cap \$2,160  
 Category GNI/Cap \$2,146 - \$4,465

Half Scorecard Passed **X**

Control of Corruption **X**

Democratic Rights **X**

Mauritania

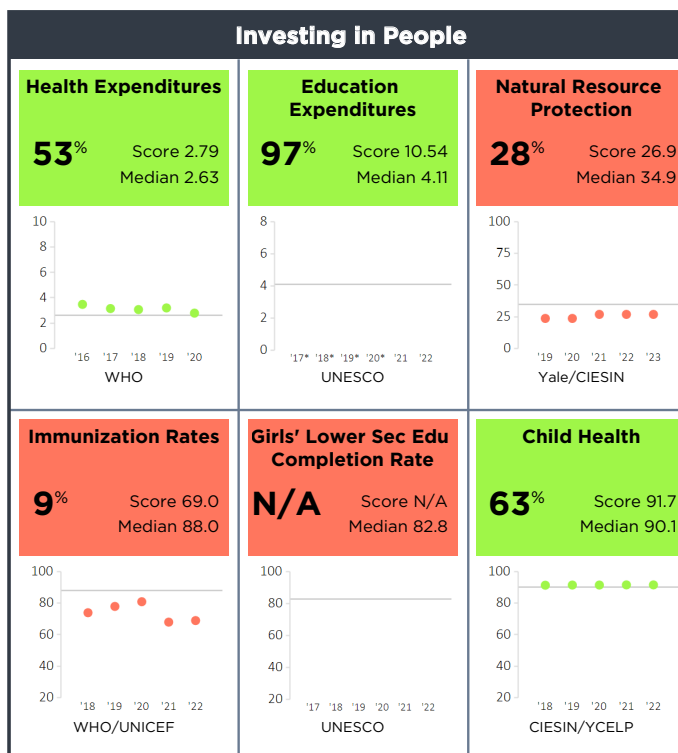
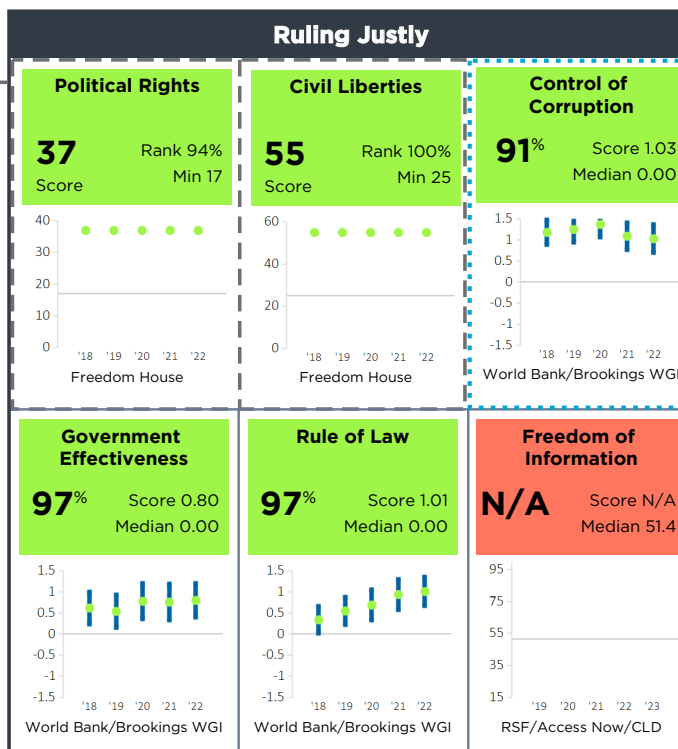
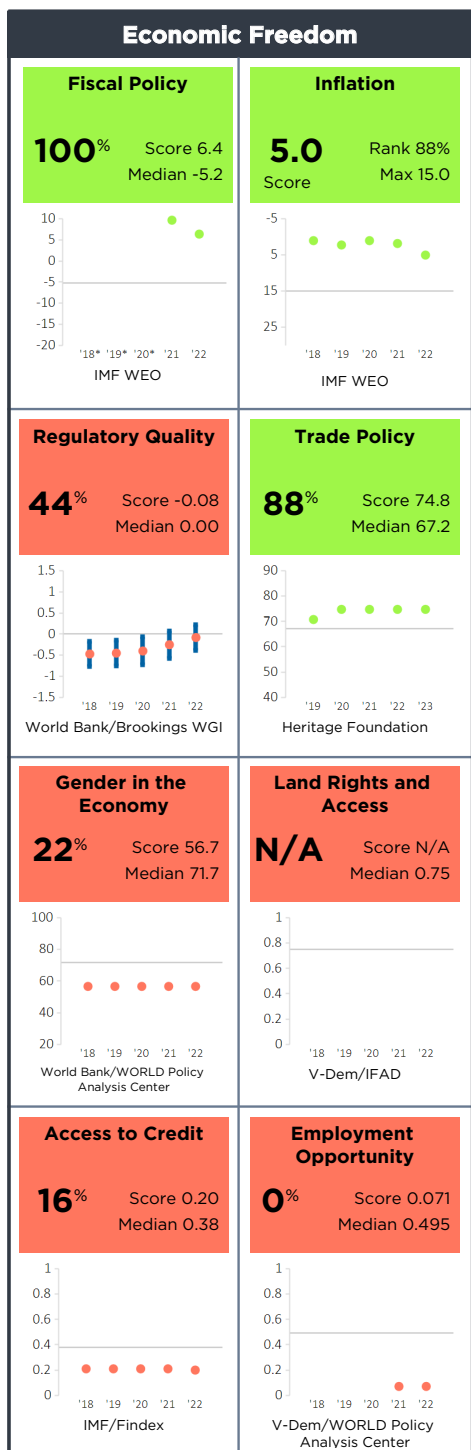


For more information regarding the Millennium Challenge Account Selection Process and these indicators, please consult MCC's website [www.mcc.gov/selection](http://www.mcc.gov/selection)

# Micronesia, Fed. Sts. FY24

Population 114,000  
 GNI/Cap \$4,130  
 Category GNI/Cap \$2,146 - \$4,465

Half Scorecard Passed   
 Control of Corruption   
 Democratic Rights



For more information regarding the Millennium Challenge Account Selection Process and these indicators, please consult MCC's website [www.mcc.gov/selection](http://www.mcc.gov/selection)

\* Indicates the country has a score this year, but the score is outside the range of scores shown on the chart.

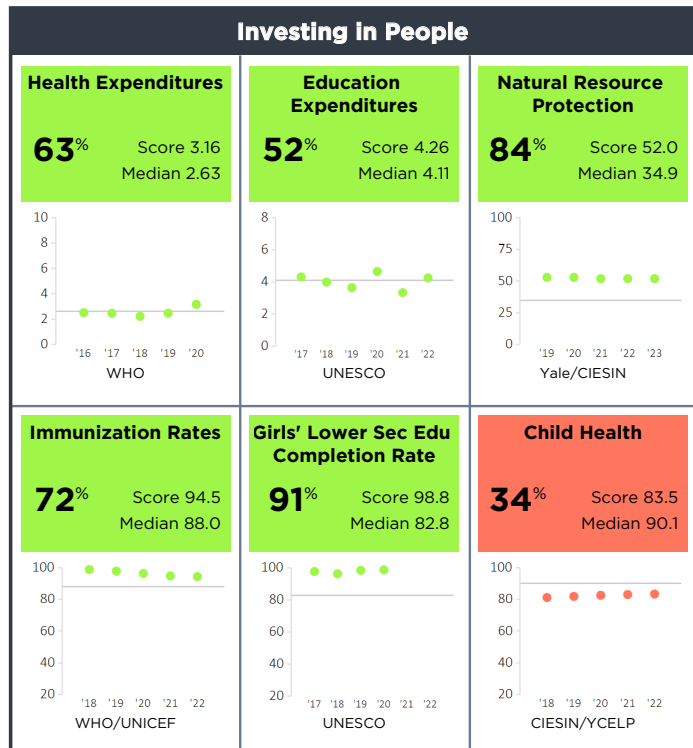
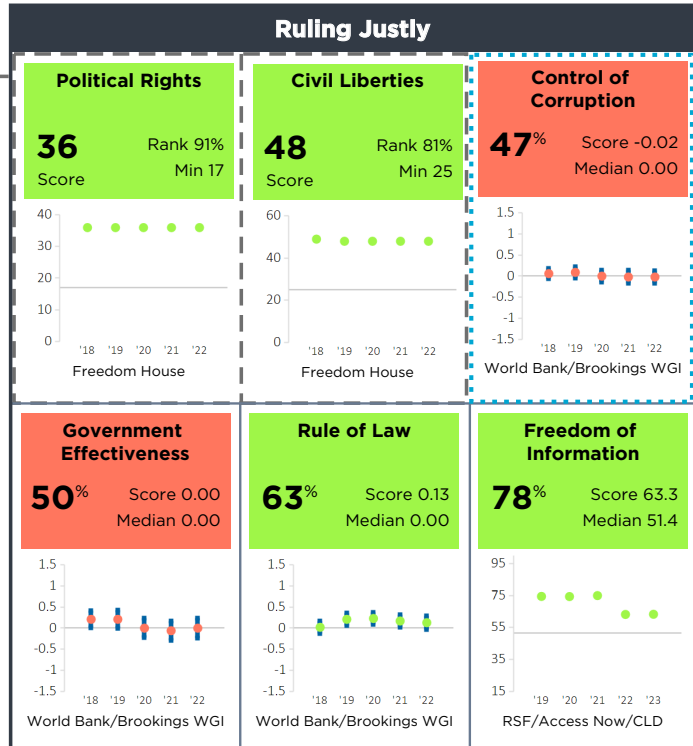
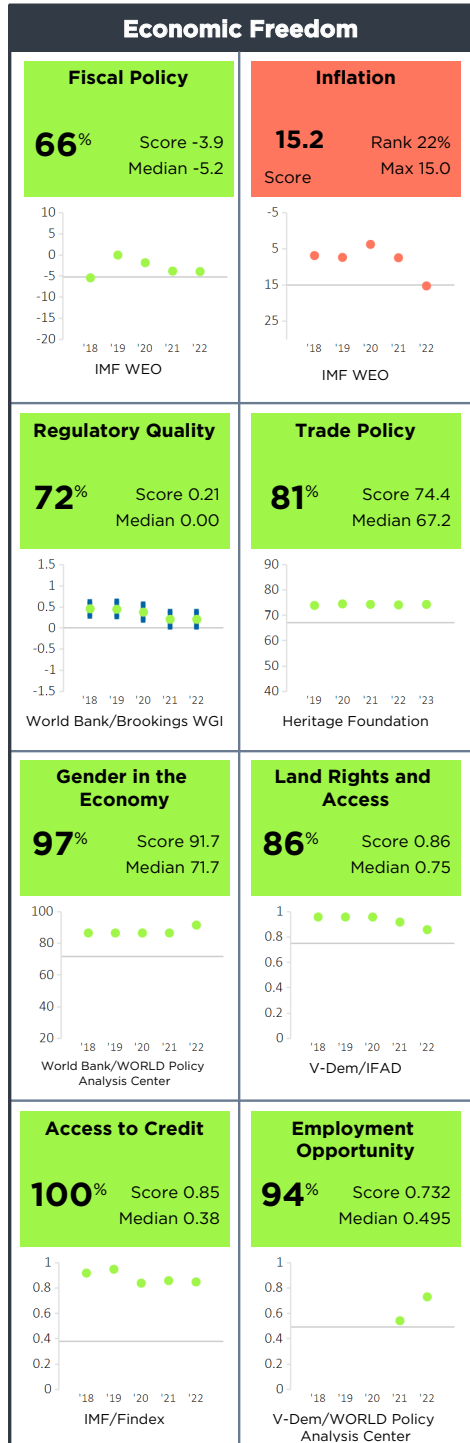
Micronesia, Fed. Sts.

# Mongolia FY24

Population 3,398,000  
 GNI/Cap \$4,210  
 Category GNI/Cap \$2,146 - \$4,465

Half Scorecard Passed ✓  
 Control of Corruption ✗  
 Democratic Rights ✓

Mongolia

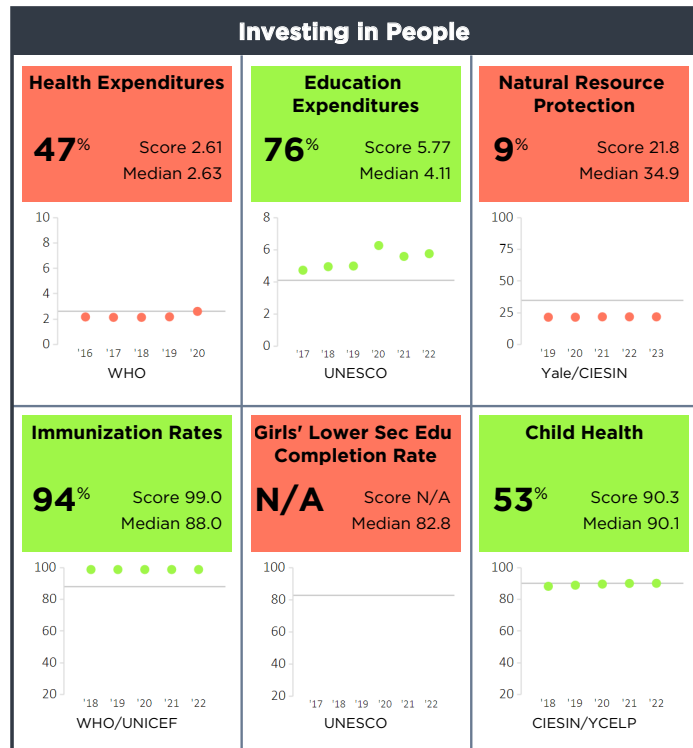
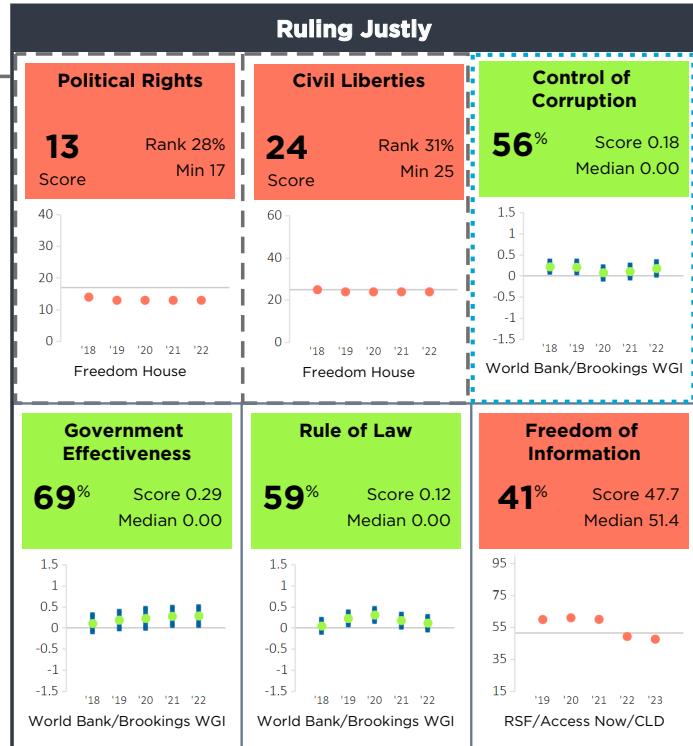
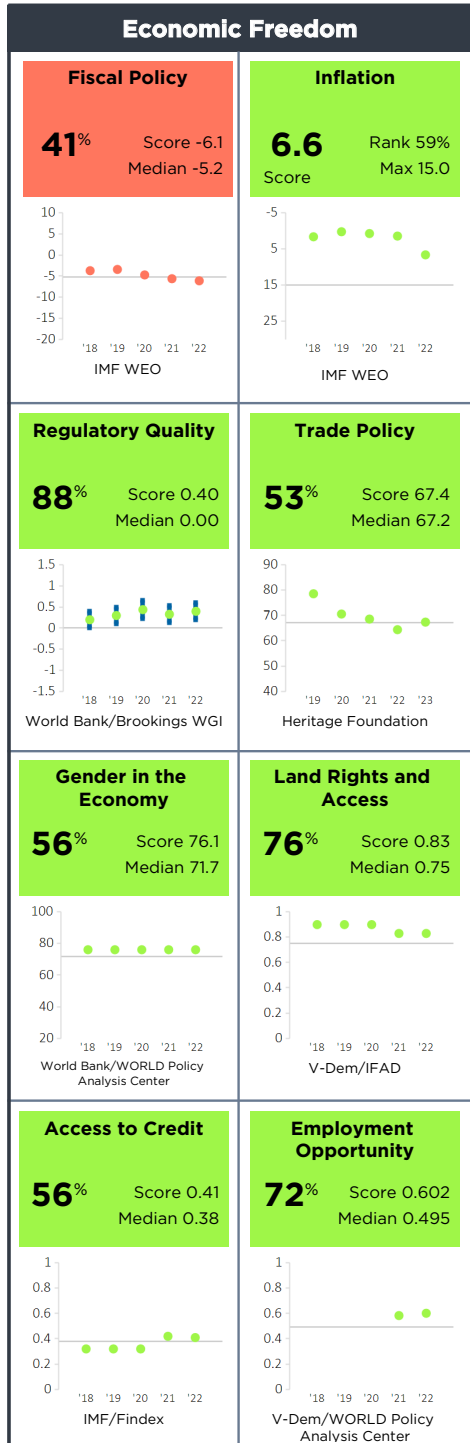


For more information regarding the Millennium Challenge Account Selection Process and these indicators, please consult MCC's website [www.mcc.gov/selection](http://www.mcc.gov/selection)

# Morocco FY24

Population 37,458,000  
 GNI/Cap \$3,710  
 Category GNI/Cap \$2,146 - \$4,465

Half Scorecard Passed   
 Control of Corruption   
 Democratic Rights



For more information regarding the Millennium Challenge Account Selection Process and these indicators, please consult MCC's website [www.mcc.gov/selection](http://www.mcc.gov/selection)

Morocco

# Papua New Guinea FY24

Population 10,143,000  
 GNI/Cap \$2,730  
 Category GNI/Cap \$2,146 - \$4,465

Half Scorecard Passed **X**  
 Control of Corruption **X**  
 Democratic Rights **✓**

Papua New Guinea



For more information regarding the Millennium Challenge Account Selection Process and these indicators, please consult MCC's website [www.mcc.gov/selection](http://www.mcc.gov/selection)

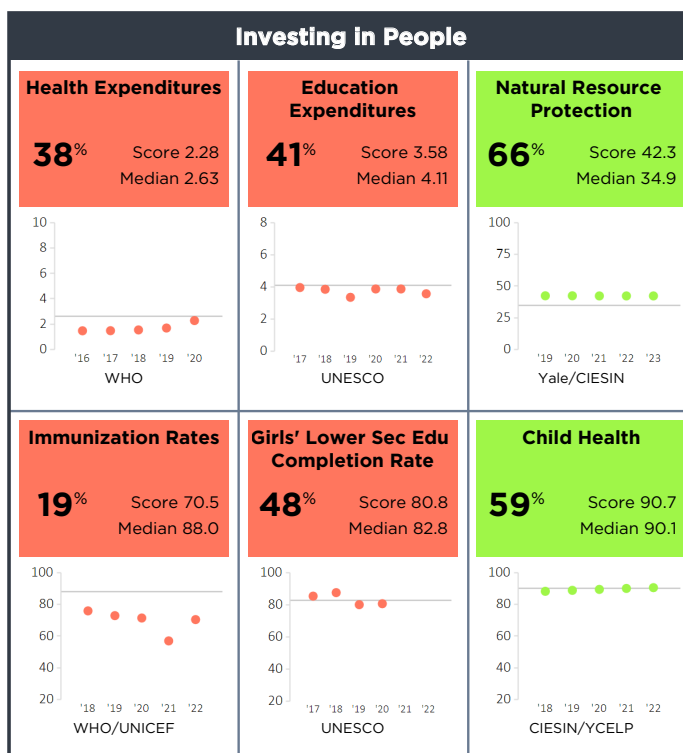
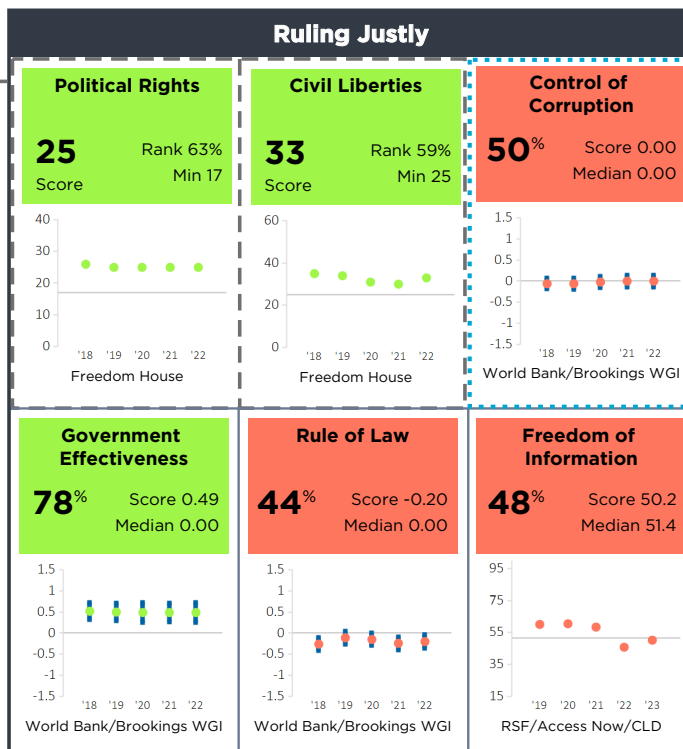
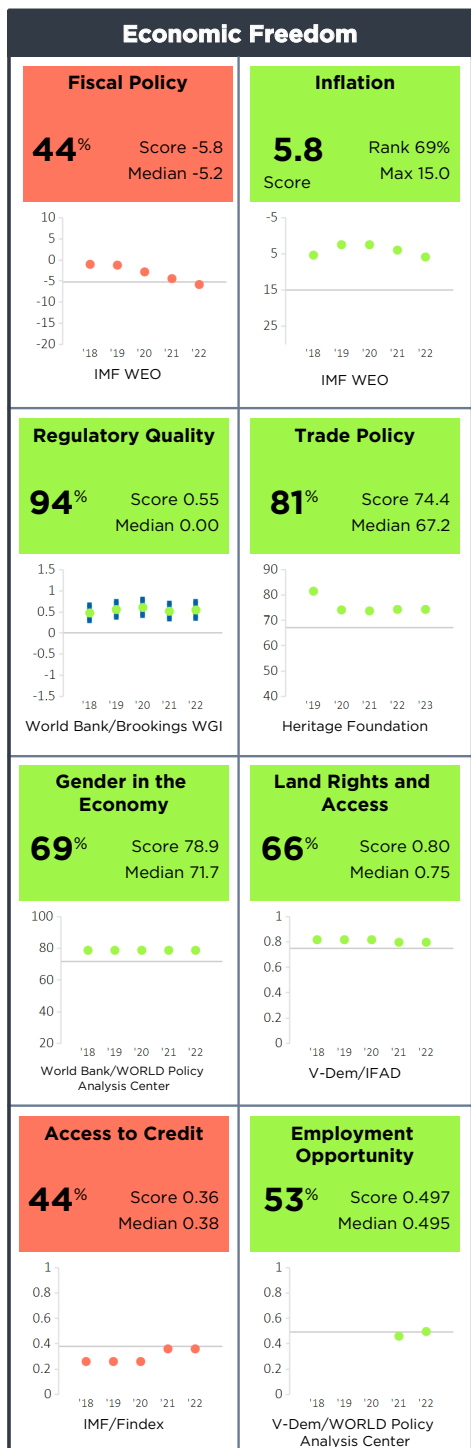


# Philippines FY24

Population 115,559,000  
 GNI/Cap \$3,950  
 Category GNI/Cap \$2,146 - \$4,465

Half Scorecard Passed ✓  
 Control of Corruption ✗  
 Democratic Rights ✓

Philippines



For more information regarding the Millennium Challenge Account Selection Process and these indicators, please consult MCC's website [www.mcc.gov/selection](http://www.mcc.gov/selection)

# Samoa FY24

Population 222,000  
 GNI/Cap \$3,630  
 Category GNI/Cap \$2,146 - \$4,465

Half Scorecard Passed ✓  
 Control of Corruption ✓  
 Democratic Rights ✓

Samoa

### Economic Freedom

<b>Fiscal Policy</b> <b>97%</b> Score 4.2 Median -5.2 <p>IMF WEO</p>	<b>Inflation</b> <b>8.7</b> Rank 38% Score Max 15.0 <p>IMF WEO</p>
<b>Regulatory Quality</b> <b>69%</b> Score 0.21 Median 0.00 <p>World Bank/Brookings WGI</p>	<b>Trade Policy</b> <b>50%</b> Score 67.2 Median 67.2 <p>Heritage Foundation</p>
<b>Gender in the Economy</b> <b>47%</b> Score 71.1 Median 71.7 <p>World Bank/WORLD Policy Analysis Center</p>	<b>Land Rights and Access</b> <b>N/A</b> Score N/A Median 0.75 <p>V-Dem/IFAD</p>
<b>Access to Credit</b> <b>84%</b> Score 0.59 Median 0.38 <p>IMF/Findex</p>	<b>Employment Opportunity</b> <b>9%</b> Score 0.385 Median 0.495 <p>V-Dem/WORLD Policy Analysis Center</p>

### Ruling Justly

<b>Political Rights</b> <b>31</b> Rank 75% Score Min 17 <p>Freedom House</p>	<b>Civil Liberties</b> <b>52</b> Rank 91% Score Min 25 <p>Freedom House</p>	<b>Control of Corruption</b> <b>94%</b> Score 1.09 Median 0.00 <p>World Bank/Brookings WGI</p>
<b>Government Effectiveness</b> <b>91%</b> Score 0.73 Median 0.00 <p>World Bank/Brookings WGI</p>	<b>Rule of Law</b> <b>100%</b> Score 1.27 Median 0.00 <p>World Bank/Brookings WGI</p>	<b>Freedom of Information</b> <b>100%</b> Score 82.2 Median 51.4 <p>RSF/Access Now/CLD</p>

### Investing in People

<b>Health Expenditures</b> <b>91%</b> Score 3.86 Median 2.63 <p>WHO</p>	<b>Education Expenditures</b> <b>55%</b> Score 4.48 Median 4.11 <p>UNESCO</p>	<b>Natural Resource Protection</b> <b>19%</b> Score 24.9 Median 34.9 <p>Yale/CIESIN</p>
<b>Immunization Rates</b> <b>44%</b> Score 79.0 Median 88.0 <p>WHO/UNICEF</p>	<b>Girls' Lower Sec Edu Completion Rate</b> <b>87%</b> Score 98.5 Median 82.8 <p>UNESCO</p>	<b>Child Health</b> <b>100%</b> Score 97.9 Median 90.1 <p>CIESIN/YCELP</p>

For more information regarding the Millennium Challenge Account Selection Process and these indicators, please consult MCC's website [www.mcc.gov/selection](http://www.mcc.gov/selection)

\* Indicates the country has a score this year, but the score is outside the range of scores shown on the chart.

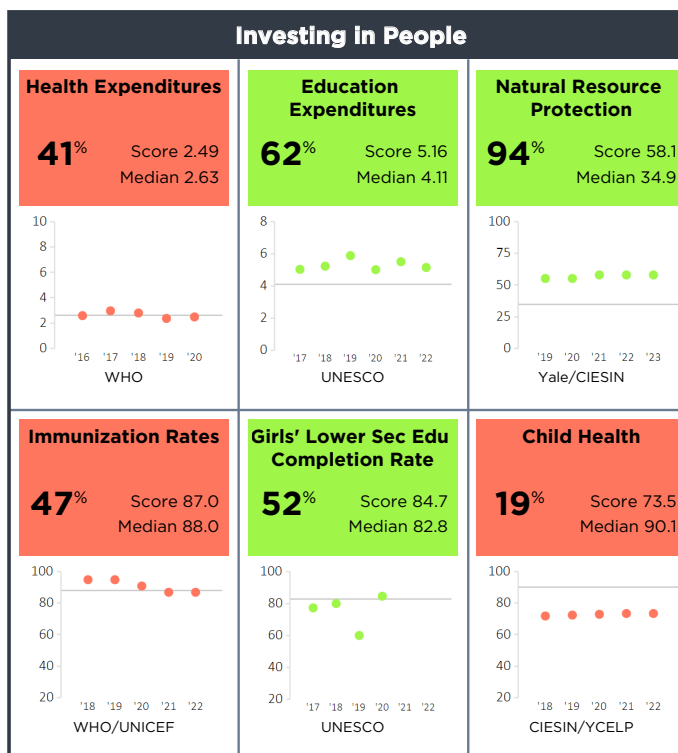
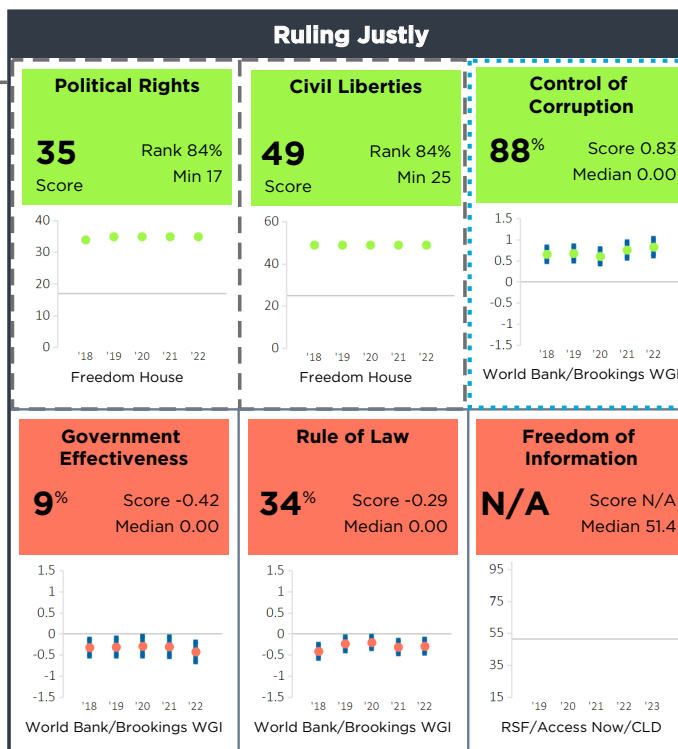
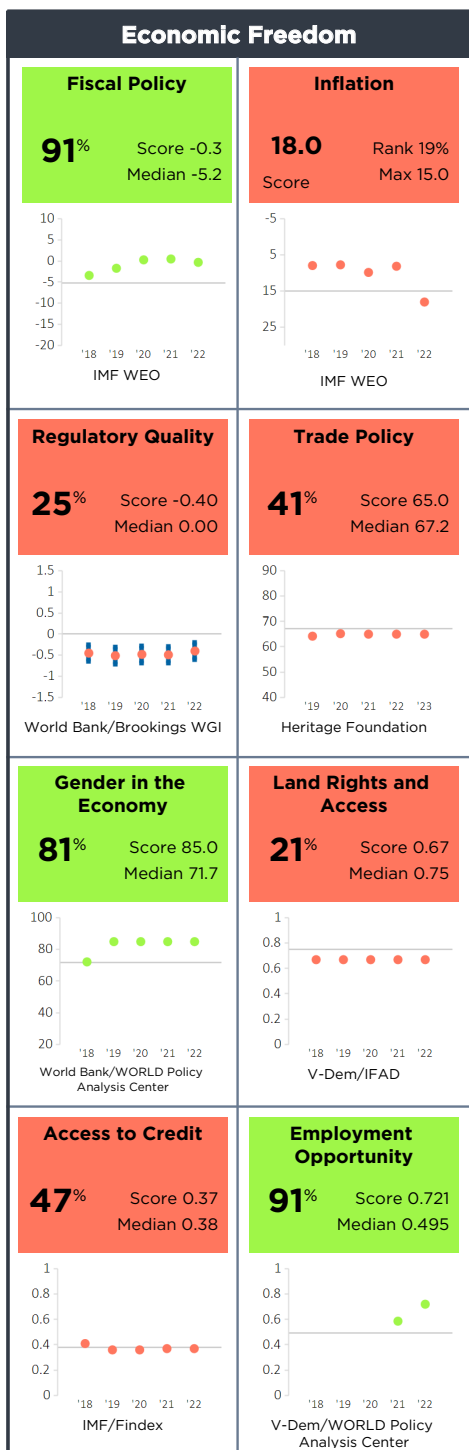
# São Tomé and Príncipe FY24

Population 227,000  
 GNI/Cap \$2,410  
 Category GNI/Cap \$2,146 - \$4,465

Half Scorecard Passed **X**

Control of Corruption **✓**

Democratic Rights **✓**



For more information regarding the Millennium Challenge Account Selection Process and these indicators, please consult MCC's website [www.mcc.gov/selection](http://www.mcc.gov/selection)

São Tomé and Príncipe

# Solomon Islands FY24

Population 724,000  
 GNI/Cap \$2,220  
 Category GNI/Cap \$2,146 - \$4,465

Half Scorecard Passed X

Control of Corruption ✓

Democratic Rights ✓

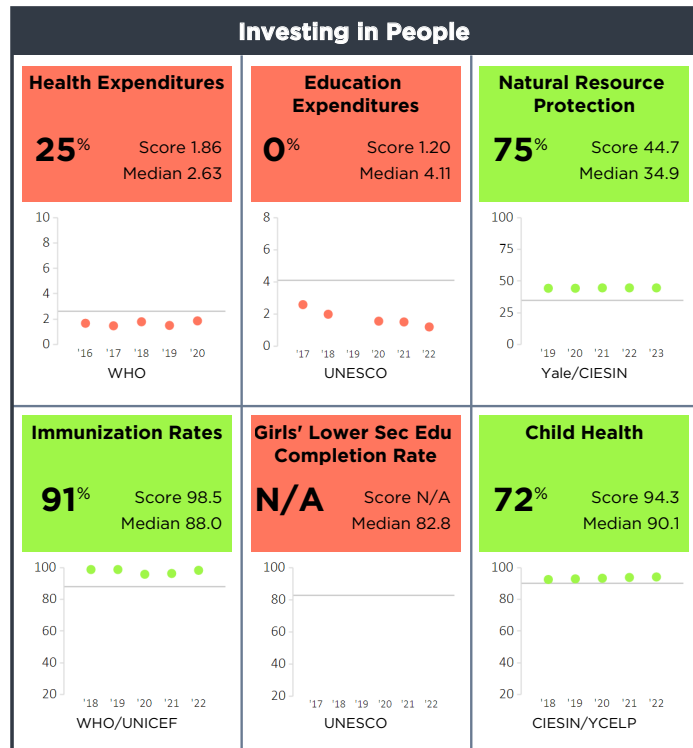
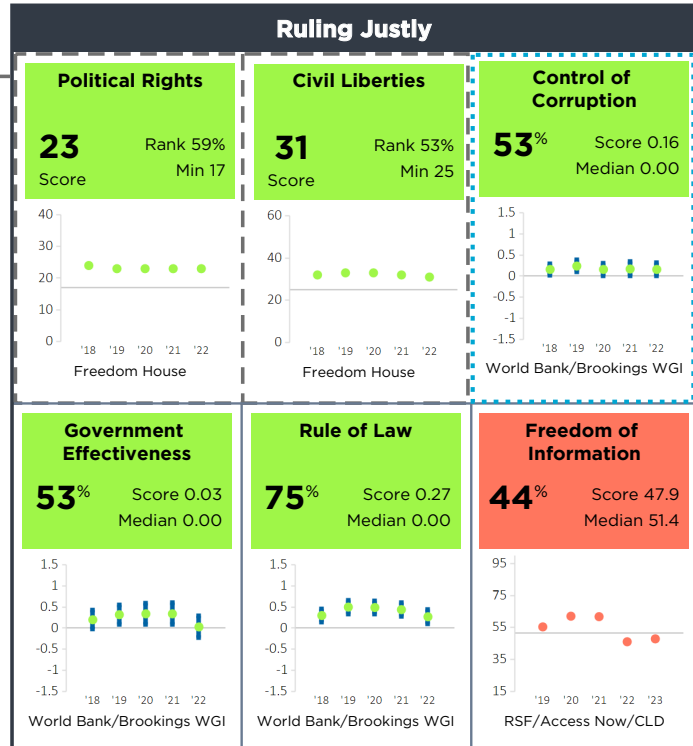
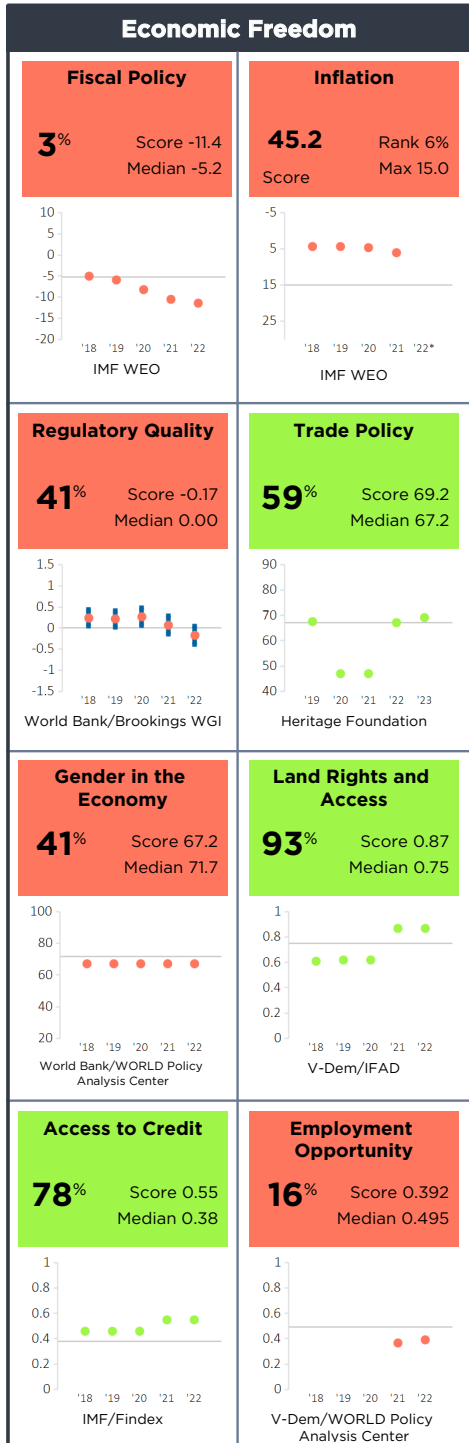
Solomon Islands



# Sri Lanka FY24

Population 22,181,000  
 GNI/Cap \$3,610  
 Category GNI/Cap \$2,146 - \$4,465

Half Scorecard Passed   
 Control of Corruption   
 Democratic Rights



For more information regarding the Millennium Challenge Account Selection Process and these indicators, please consult MCC's website [www.mcc.gov/selection](http://www.mcc.gov/selection)

\* Indicates the country has a score this year, but the score is outside the range of scores shown on the chart.

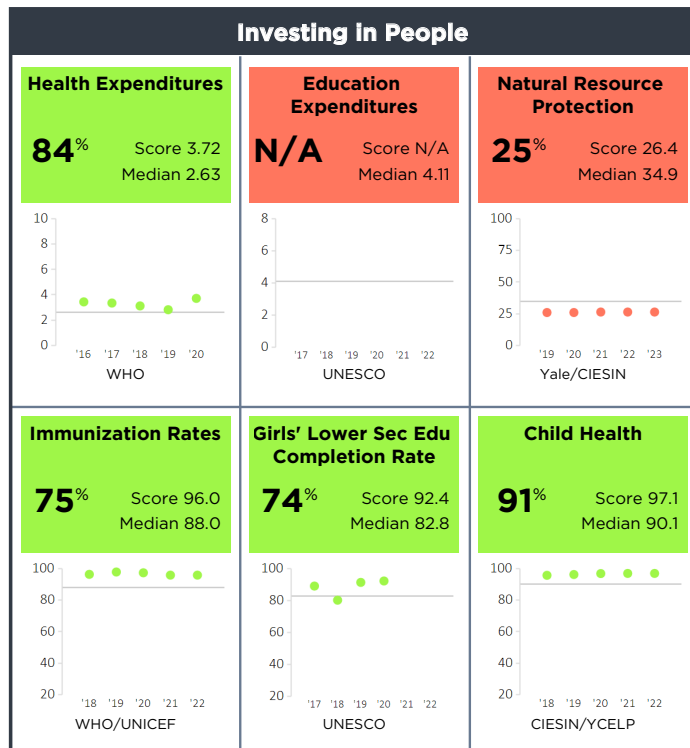
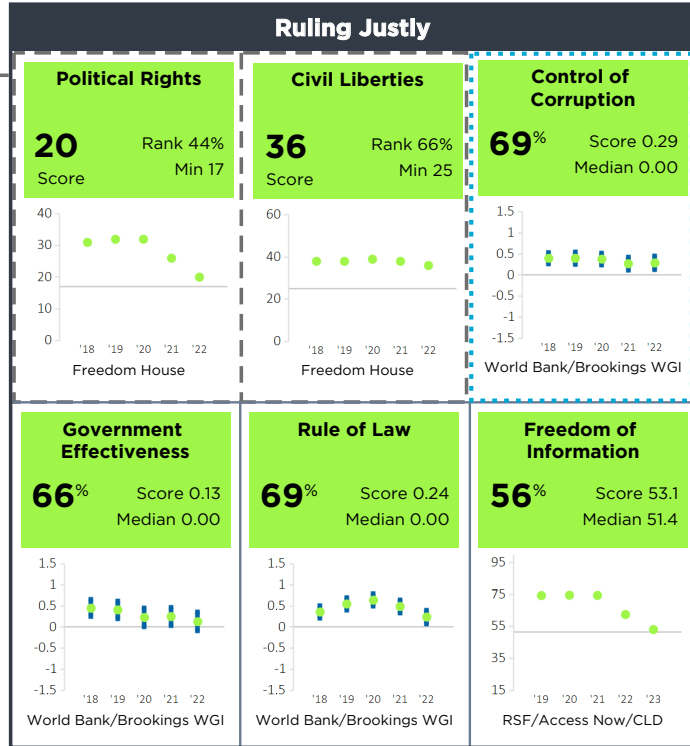
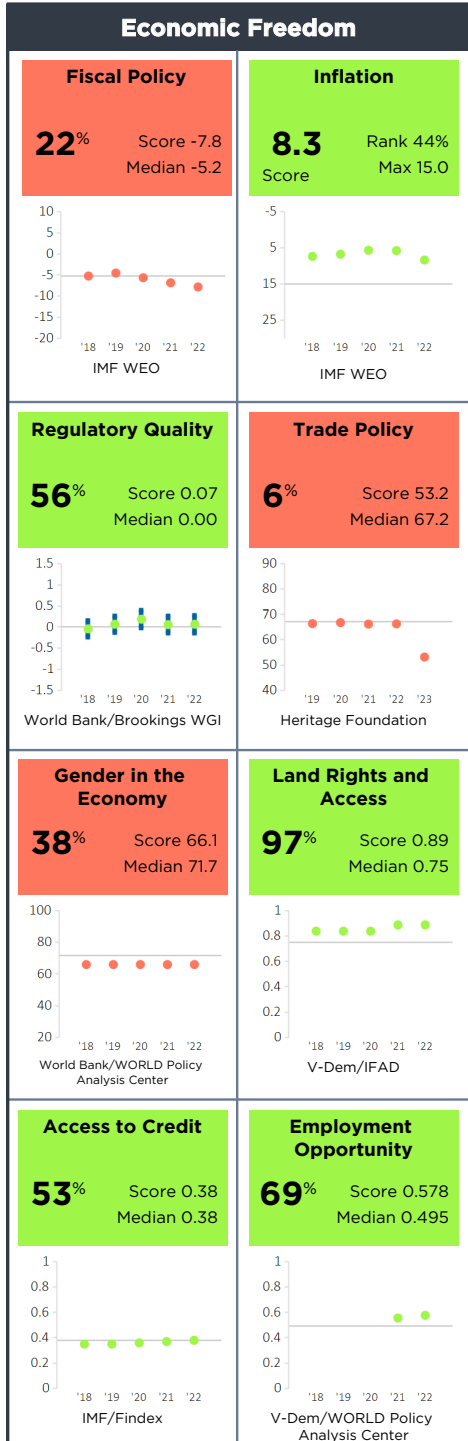
Sri Lanka

# Tunisia FY24

Population 12,356,000  
 GNI/Cap \$3,840  
 Category GNI/Cap \$2,146 - \$4,465

Half Scorecard Passed   
 Control of Corruption   
 Democratic Rights

Tunisia

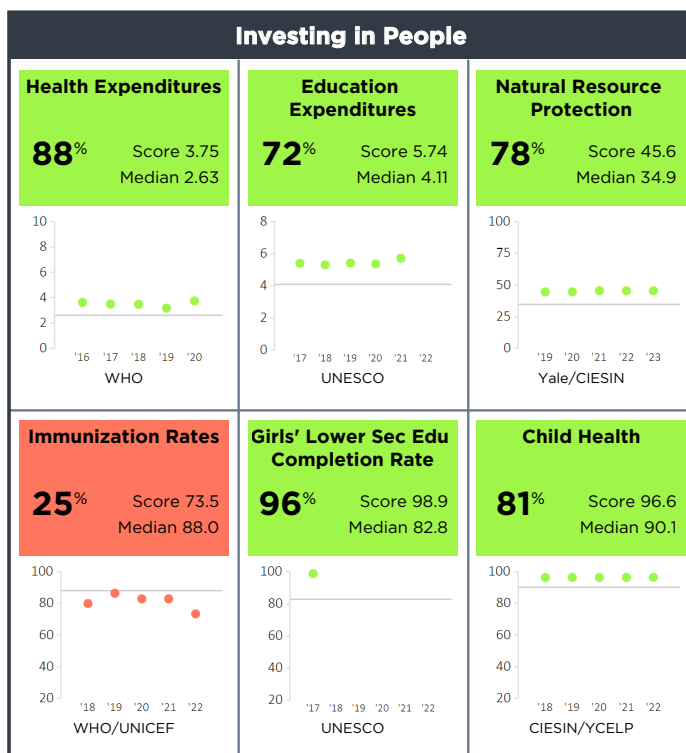
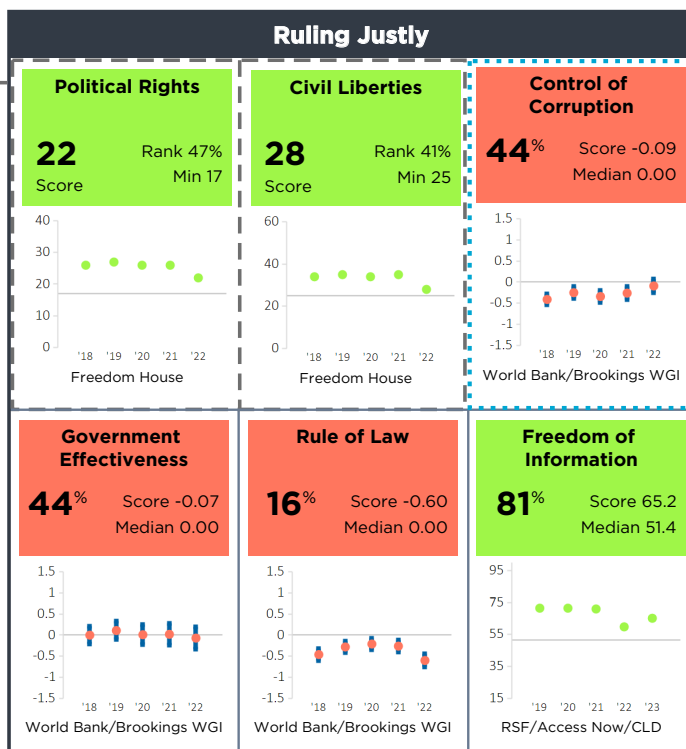
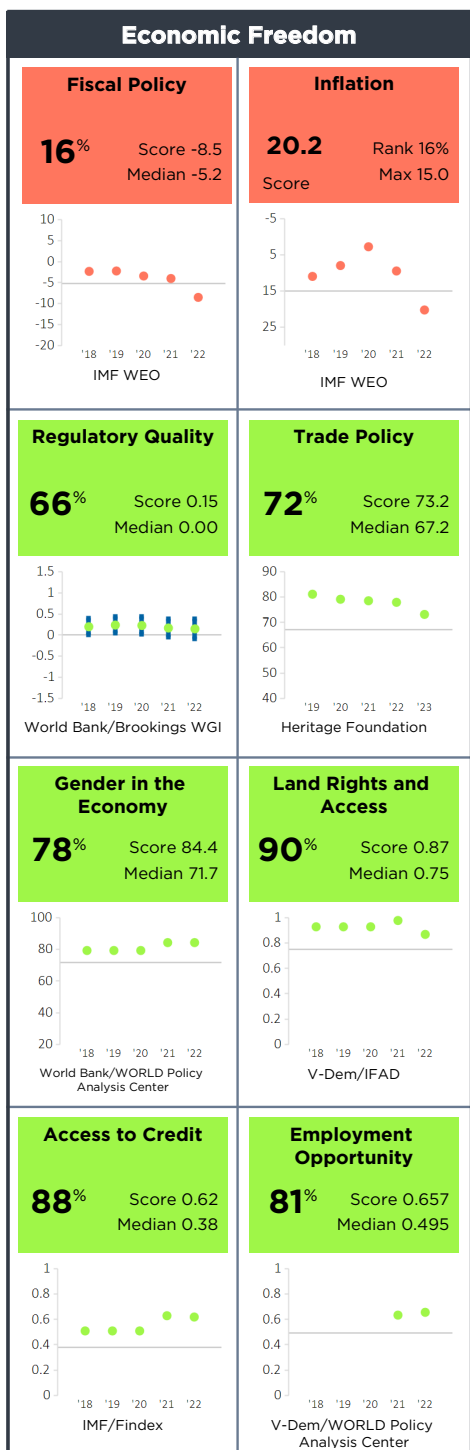


For more information regarding the Millennium Challenge Account Selection Process and these indicators, please consult MCC's website [www.mcc.gov/selection](http://www.mcc.gov/selection)

# Ukraine FY24

Population 38,000,000  
 GNI/Cap \$4,270  
 Category GNI/Cap \$2,146 - \$4,465

Half Scorecard Passed ✓  
 Control of Corruption ✗  
 Democratic Rights ✓



For more information regarding the Millennium Challenge Account Selection Process and these indicators, please consult MCC's website [www.mcc.gov/selection](http://www.mcc.gov/selection)



# Uzbekistan FY24

Population 35,648,000  
 GNI/Cap \$2,190  
 Category GNI/Cap \$2,146 - \$4,465

Half Scorecard Passed ✓

Control of Corruption X

Democratic Rights X

Uzbekistan

### Economic Freedom

<b>Fiscal Policy</b> <b>63%</b> Score -4.0 Median -5.2 <p>IMF WEO</p>	<b>Inflation</b> <b>11.4</b> Rank 25% Score Max 15.0 <p>IMF WEO</p>
<b>Regulatory Quality</b> <b>47%</b> Score -0.07 Median 0.00 <p>World Bank/Brookings WGI</p>	<b>Trade Policy</b> <b>91%</b> Score 75.6 Median 67.2 <p>Heritage Foundation</p>
<b>Gender in the Economy</b> <b>50%</b> Score 71.7 Median 71.7 <p>World Bank/WORLD Policy Analysis Center</p>	<b>Land Rights and Access</b> <b>31%</b> Score 0.70 Median 0.75 <p>V-Dem/IFAD</p>
<b>Access to Credit</b> <b>81%</b> Score 0.58 Median 0.38 <p>IMF/Findex</p>	<b>Employment Opportunity</b> <b>41%</b> Score 0.482 Median 0.495 <p>V-Dem/WORLD Policy Analysis Center</p>

### Ruling Justly

<b>Political Rights</b> <b>2</b> Rank 3% Score Min 17 <p>Freedom House</p>	<b>Civil Liberties</b> <b>10</b> Rank 3% Score Min 25 <p>Freedom House</p>	<b>Control of Corruption</b> <b>28%</b> Score -0.22 Median 0.00 <p>World Bank/Brookings WGI</p>
<b>Government Effectiveness</b> <b>59%</b> Score 0.10 Median 0.00 <p>World Bank/Brookings WGI</p>	<b>Rule of Law</b> <b>19%</b> Score -0.53 Median 0.00 <p>World Bank/Brookings WGI</p>	<b>Freedom of Information</b> <b>33%</b> Score 40.7 Median 51.4 <p>RSF/Access Now/CLD</p>

### Investing in People

<b>Health Expenditures</b> <b>59%</b> Score 3.11 Median 2.63 <p>WHO</p>	<b>Education Expenditures</b> <b>66%</b> Score 5.28 Median 4.11 <p>UNESCO</p>	<b>Natural Resource Protection</b> <b>72%</b> Score 43.0 Median 34.9 <p>Yale/CIESIN</p>
<b>Immunization Rates</b> <b>94%</b> Score 99.0 Median 88.0 <p>WHO/UNICEF</p>	<b>Girls' Lower Sec Edu Completion Rate</b> <b>100%</b> Score 99.1 Median 82.8 <p>UNESCO</p>	<b>Child Health</b> <b>88%</b> Score 96.9 Median 90.1 <p>CIESIN/YCELP</p>

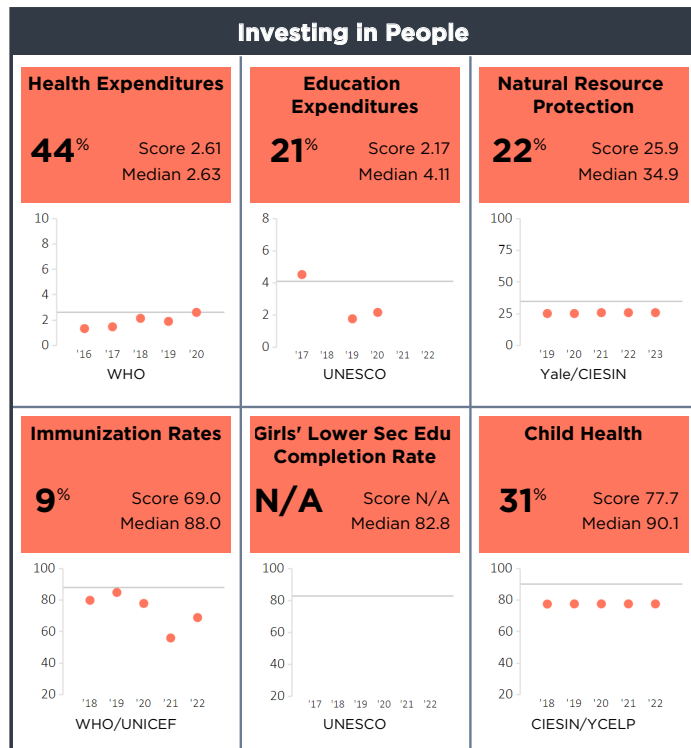
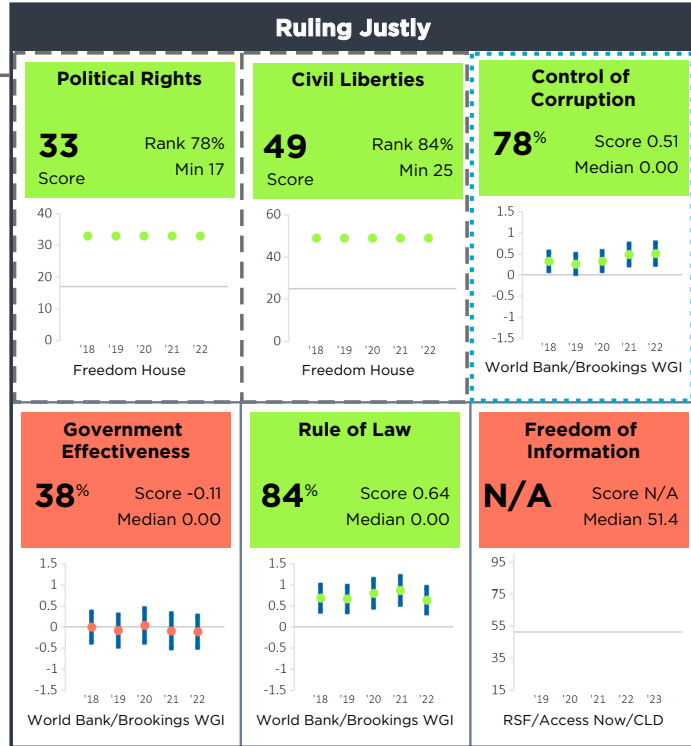
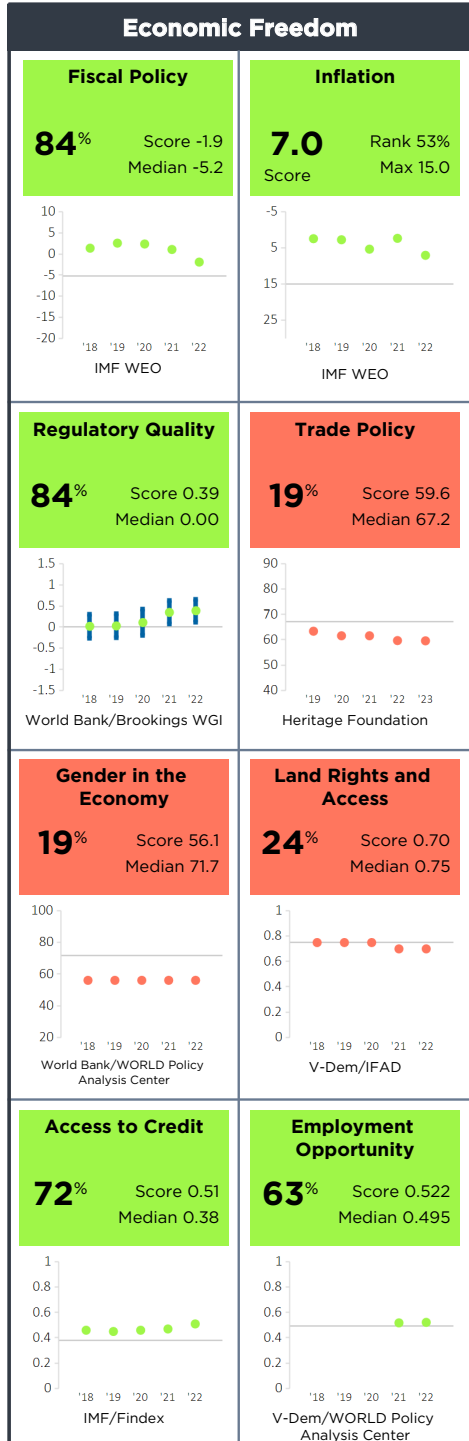
For more information regarding the Millennium Challenge Account Selection Process and these indicators, please consult MCC's website [www.mcc.gov/selection](http://www.mcc.gov/selection)



# Vanuatu FY24

Population 327,000  
 GNI/Cap \$3,560  
 Category GNI/Cap \$2,146 - \$4,465

Half Scorecard Passed **X**  
 Control of Corruption **✓**  
 Democratic Rights **✓**



For more information regarding the Millennium Challenge Account Selection Process and these indicators, please consult MCC's website [www.mcc.gov/selection](http://www.mcc.gov/selection)

Vanuatu

# Vietnam FY24

Population 98,187,000  
 GNI/Cap \$4,010  
 Category GNI/Cap \$2,146 - \$4,465

Half Scorecard Passed ✓

Control of Corruption ✓

Democratic Rights ✗

Vietnam

### Economic Freedom

<b>Fiscal Policy</b> <b>88%</b> Score -1.3 Median -5.2 <p>IMF WEO</p>	<b>Inflation</b> <b>3.2</b> Rank 97% Score Max 15.0 <p>IMF WEO</p>
<b>Regulatory Quality</b> <b>53%</b> Score 0.06 Median 0.00 <p>World Bank/Brookings WGI</p>	<b>Trade Policy</b> <b>97%</b> Score 79.8 Median 67.2 <p>Heritage Foundation</p>
<b>Gender in the Economy</b> <b>88%</b> Score 87.2 Median 71.7 <p>World Bank/WORLD Policy Analysis Center</p>	<b>Land Rights and Access</b> <b>17%</b> Score 0.66 Median 0.75 <p>V-Dem/IFAD</p>
<b>Access to Credit</b> <b>41%</b> Score 0.35 Median 0.38 <p>IMF/Findex</p>	<b>Employment Opportunity</b> <b>34%</b> Score 0.446 Median 0.495 <p>V-Dem/WORLD Policy Analysis Center</p>

### Ruling Justly

<b>Political Rights</b> <b>4</b> Rank 9% Score Min 17 <p>Freedom House</p>	<b>Civil Liberties</b> <b>15</b> Rank 13% Score Min 25 <p>Freedom House</p>	<b>Control of Corruption</b> <b>66%</b> Score 0.25 Median 0.00 <p>World Bank/Brookings WGI</p>
<b>Government Effectiveness</b> <b>84%</b> Score 0.60 Median 0.00 <p>World Bank/Brookings WGI</p>	<b>Rule of Law</b> <b>66%</b> Score 0.16 Median 0.00 <p>World Bank/Brookings WGI</p>	<b>Freedom of Information</b> <b>4%</b> Score 28.6 Median 51.4 <p>RSF/Access Now/CLD</p>

### Investing in People

<b>Health Expenditures</b> <b>34%</b> Score 2.11 Median 2.63 <p>WHO</p>	<b>Education Expenditures</b> <b>24%</b> Score 2.90 Median 4.11 <p>UNESCO</p>	<b>Natural Resource Protection</b> <b>16%</b> Score 24.3 Median 34.9 <p>Yale/CIESIN</p>
<b>Immunization Rates</b> <b>53%</b> Score 89.5 Median 88.0 <p>WHO/UNICEF</p>	<b>Girls' Lower Sec Edu Completion Rate</b> <b>70%</b> Score 89.6 Median 82.8 <p>UNESCO</p>	<b>Child Health</b> <b>75%</b> Score 94.8 Median 90.1 <p>CIESIN/YCELP</p>

For more information regarding the Millennium Challenge Account Selection Process and these indicators, please consult MCC's website [www.mcc.gov/selection](http://www.mcc.gov/selection)



# Reducing Poverty Through Growth



MILLENNIUM  
CHALLENGE CORPORATION

UNITED STATES OF AMERICA

1099 14th Street NW | Suite 700  
Washington, DC 20005-3550  
[www.mcc.gov](http://www.mcc.gov)