



FONDO DEL MILENIO EL SALVADOR II
MILLENNIUM CHALLENGE ACCOUNT - EL SALVADOR

**Monitoring and Evaluation
Plan**

March 2020

FOMILENIO II Board Approval: March 5th 2020

Content

1. Introduction.....	3
2. Acronyms.....	4
3. Compact and Objectives Overview.....	5
3.1 Introduction	5
3.2 Data Quality Review (DQR).....	5
3.3 Program Logic	6
3.4 Investment Climate Project.....	7
3.5 Human Capital Project.....	9
3.6 Logistic Infrastructure Project.....	13
3.7 Economic analyses and rates of returns	15
4. Monitoring Component.....	15
4.1 Summary of Monitoring Strategy.....	16
4.2 Standard Reporting Requirements.....	21
5. Evaluation Component.....	21
5.1 Evaluation Strategy Summary.....	21
5.2 Specific Evaluation Plans	24
6. Assumptions and Risks	36
6.1 Investment Climate Project.....	32
6.2 Human Capital Project.....	35
6.3 Logistic Infrastructure Project.....	37
7. Monitoring and Evaluation Implementation and Management.....	39
7.1 Monitoring and Evaluation Team Composition and Responsibilities	39
7.2 Official Reports.....	41
7.3 Monitoring and Evaluation Requirements for Disbursements	41
7.4 Monitoring and Evaluation Plan Revision.....	41
7.5 Budget for Monitoring and Evaluation	41
8. Post-Compact Monitoring and Evaluation.....	42
Annexes.....	44
Annex 1. Detailed logic frameworks per project and activity	44
Annex 2. Indicator Documentation Table.....	54
Annex 3. Table of Indicator Baselines and Targets.....	69
Annex 4. Modification to the Monitoring and Evaluation Plan.....	82
Annex 5. Criteria for assessment of indicators of the Monitoring and Evaluation Plan.....	170

1. Introduction

This document contains the Monitoring and Evaluation (M&E) Plan for FOMILENIO II (*Millennium Challenge Account El Salvador*). This is an update to the M&E Plan approved in 2015, aims to meet five objectives in a general way:

- (1) Is part of the action plan set out in the Millennium Challenge Compact (Compact) signed on 30 September 2014 between the United States of America, acting through the Millennium Challenge Corporation (MCC), a United States government corporation, and the Republic of El Salvador, acting through the Ministry of Foreign Affairs.
- (2) Substitutes the original M&E Plan approved by FOMILENIO II's Board of Directors on October 22, 2015, with MCC's No-Objection dated November 19, 2015 and its subsequent modifications, according to Section 4.2 of the MCC Monitoring and Evaluation Policy.
- (3) Aims at supporting the provisions stated in Annex III of the Compact between the Government of El Salvador and the United States Government: Summary of the Compact's Monitoring and Evaluation.
- (4) Is governed by the principles stated in the Policy for Monitoring and Evaluation of Compacts and Threshold Programs (DCI-2007-55.4 dated February, 14 2017).
- (5) This M&E Plan is considered a binding document, and failure to comply with its stipulations could result in suspension of disbursements. It may be modified or amended as necessary following the MCC M&E Policy Section 4.2 if it is consistent with the requirements of the Compact and any other relevant supplemental legal documents.

2. Acronyms

BCR	Central Reserve Bank of El Salvador
BTV	Vocational Technical Baccalaureates
CA02	El Salvador's Coastal Highway
CIF	Compact Implementation Funds
DIGESTYC	Statistics and Census General Directorate
DQR	Data Quality Review
ERR	Economic Rate of Return
ESIC or API	El Salvador Investment Challenge (<i>API</i> for its Spanish acronym)
ESIA	Environment and Social Impact Assessment
FGD	Focus Group Discussions
FOMILENIO II	MCA-El Salvador II (Fondo del Milenio II)
GOES	Government Of El Salvador
HDM-4	Highway Development and Management Model 4
ITT	Indicator Tracking Table
KII	Key Informant Interviews
MCC	Millennium Challenge Corporation
MH	Ministry of Finance (<i>Ministerio de Hacienda</i>)
MINEDUCYT	Ministry of Education, Science and Technology
MOP	Ministry of Public Works
M&E	Monitoring and Evaluation
OMR	Regulatory Improvement Institution (<i>Organismo de Mejora Regulatoria</i>)
PPP	Public-Private Partnerships
PNC	National Civil Police
PROESA	Institute for the Promotion of Exports and Investments Promoting Institute of El Salvador
RAP	Resettlement Action Plan
RNT	Registro Nacional de Trámites
SAL	International Airport Monseñor Oscar Arnulfo Romero y Galdámez (SAL)
SI-EITP	Full-Time Inclusive Integrated Systems
SMR	Regulatory Improvement System (<i>Sistema de Mejora Regulatoria</i>)
TBD	To Be Determined
TOR	Terms of Reference
TVET	Technical Vocational Education and Training

3. Compact and Objectives Overview

3.1 Introduction

The M&E Plan developed by FOMILENIO II in consultation with MCC has the following objectives: (i) specify how Project and activities progress toward Compact goals and objectives will be monitored and evaluated; (ii) a methodology, process and timeline for the evaluation of planned, ongoing, or completed Projects and Project Activities to determine their efficiency, effectiveness, impact and sustainability; and (iii) other components of the M&E Plan described below.

The M&E Plan serves the following functions:

- (1) Explains in detail how MCC and FOMILENIO II will monitor the various Projects to determine whether they are achieving their intended results and measure their larger impacts over time through evaluations.
- (2) Outlines any M&E requirements that FOMILENIO II must meet in order to receive disbursements.
- (3) Serves as a guide for program implementation and management, so that FOMILENIO II staff, Supervisory Board members, Stakeholder Committee(s), Implementing Entities staff, beneficiaries, and other stakeholders understand the objectives and targets they are responsible for achieving, and are aware of their progress towards those objectives and targets during implementation.
- (4) Establishes mechanisms and processes to alert implementers, stakeholders and MCC to any problems in program implementation and provides the basis for making any needed program adjustments.

3.2 Data Quality Review (DQR)

Data Quality Reviews (DQR) will be conducted in accordance with the requirements of the MCC M&E Policy. Data Quality Reviews' objective is to evaluate if Compact data used for monitoring and evaluation purposes complies with six key parameters: (i) validity, (ii) reliability, (ii) timeliness, (iv) precision, (v) consistency, and (vi) objectivity. The DQRs will be conducted over time and across the different implementing entities and other institutions that are required to report information. These will also serve to identify locations where it is impossible to obtain high-quality information given the data collection realities in different areas. DQR's main goals are to determine:

- (1) What percentage of the data has quality issues (do not meet six criteria listed above)?

- (2) Which records in the database are of unacceptable quality?
- (3) What are the predominant quality issues in each area?

FOMILENIO II will hire the services of an independent entity that will conduct the DQR processes. This procurement shall be made under MCC's Public Procurement Guidelines. The Monitoring and Evaluation Manager, and other FOMILENIO II's functionaries shall monitor data collection and quality as needed. The entity may also hire the services of individual monitoring specialists to guarantee the quality of data collection as necessary¹. As of this update of the plan, a round of DQR has been performed, and a second one is in process. This detail is shown in **Table 1**.

Table 1. Data Quality Reviews for FOMILENIO II.

DQR round	Date	Scope
First	From Q4-2016 to Q2-2017	Indicators that registered progress at the date of the review
Second	From Q4-2019 to Q3-2020	The rest of relevant indicators, including new or substantially redefined indicators /1/

/1/ Not all the indicators are subject to DQR, in coordination with MCC it defines which indicators will be considered "relevant" to the DQR.

FOMILENIO II in coordination with MCC will publish a summary of the DQR.

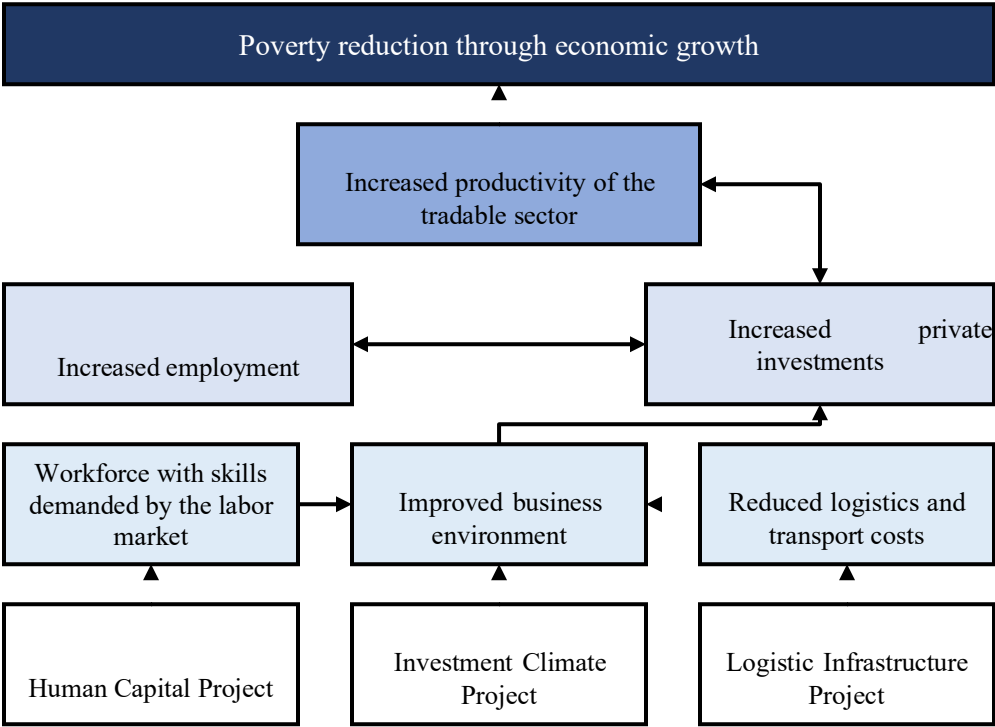
3.3 Program Logic

In 2012, an extensive public consultation identified the general objective of the FOMILENIO II program: *achieve economic growth and the reduction of poverty in El Salvador*. This goal was set after a constraints analysis performed under the Partnership for Growth (PfG) initiative, which determined MINEDUCYT the low productivity in the tradable sector as one of the main obstacles for growth. Therefore, it was established that the Compact goal might be achieved through coordinated interventions that address the institutional, human capital and logistics-related issues of El Salvador's

¹ Besides conducting independent DQRs, FOMILENIO II's M&E unit could, periodically or as requested by MCC, organize field visits to review the quality of the data collected through this M&E Plan. This work shall be done in coordination and collaboration with the corresponding stakeholders.

international trade of goods and services. Consequently, three components were stated for the Compact: (i) Investment Climate, (ii) Human Capital, and (iii) Logistics Infrastructure, whose articulation is shown in **Figure 1**, which also depicts the logical framework of the program.

Figure 1. Logic framework (condensed) for FOMILENIO II.



The rationales are that with a population endowed with better competencies and skills, an improved investment climate, and reduced transport and logistical costs, the program is expected to increase the productivity of firms engaged in the international trade of goods and services, which will increase the employment and revenues of the people of El Salvador. This summarizes the essence of the general logical framework of FOMILENIO II. For detailed logic frameworks for each Project and/or Activity, see **Annex 1**.

3.4 Investment Climate Project

The Investment Climate Project is designed to increase private investment through the improvement of El Salvador's regulatory environment and its institutional capacities. The project also seeks to expand the provision of key public services in association with the private sector. This project includes two activities: Regulatory Improvement Activity and the Partnership Development Activity. From a general perspective, the goal is that an improvement in the regulatory frameworks and the provision of public goods and services provide an incentive for new private investment projects in the country,

with the following specific characteristics:

- (1) High potential for growth and accumulation.
- (2) Generation of sustainable jobs.
- (3) Economic and social mobility in the area of influence.
- (4) Compliance with national and international norms and standards pertaining to the environment, labor law, childhood and gender.

3.4.1 Regulatory Improvement Activity

This activity seeks to improve the regulatory and investment environments through an increase in regulatory quality, certainty on formal processes and requirements and strengthening institutional capacities in regulatory issues. This activity's main goal is to promote conditions for more effective public administration and more efficient and profitable operations for firms. The Regulatory Improvement Activity has two main components:

- (1) The creation of a legal and institutional system which includes the establishment of a public institution (the Regulatory Improvement Institution or OMR by its acronym in Spanish) which will focus on promoting regulatory improvements and technical tools for this end, and the simplification of institutional processes.
- (2) The promotion of dialog between the public and private sector for the design and technical assistance for implementing regulatory improvement action plans.

The Regulatory Improvement Activity and the implementation of the regulatory improvement tools focus on the legal certainty of government's procedures to obtain permits and services, and in critical processes to improve El Salvador's competitiveness in international markets, including trade facilitation. To implement this activity, an interim independent regulatory improvement entity will be first be created under the Office of the President by executive decree. Thereafter, the permanent Institution will be created by law. The OMR will promote regulatory improvements whose benefits exceed their costs and, therefore maximize society's welfare as well as the assurance and legal certainty in the procedures and services and its associated requirements. Additionally, this entity will dictate and overview the application of regulatory improvement policies. It is proposed that this entity has the technical and financial independence to carry out its obligation and the necessary private sector representation in its governing body.

To modify the perceptions of the investment climate in El Salvador quickly, the OMR started an integral review of current regulations, generating specific policy recommendations, an effort that was well received by the private and public sectors, and by civil society.

3.4.2 Partnership Development Activity

This activity is designed to allow the government of El Salvador to partner with the private sector in innovative ways to offer key public goods or services to support the tradable sector. There are two sub-activities under this activity: The El Salvador Investment Challenge fund (ESIC) and Public Private Partnerships Sub-Activity (PPP).

- (1) Public-Private Partnerships Sub-Activity. This sub-activity aims to allow the Government to use Public-Private Partnerships to provide public goods and services. Particularly, the aim is to achieve the signature at least two PPPs between public and private parties that allow to demonstrate the potential of this investment promotion tool, as well as to strengthen the capacities for those public sector entities interested in taking advantage of these opportunities.
- (2) El Salvador Investment Challenge Sub-Activity. This fund aims to make profitable and feasible projects for private investors, whose implementation is hindered by the absence or poor quality of certain public goods or services.

3.4.3 *Beneficiaries*²

The expected beneficiaries from the Activity for Regulatory Improvement will be the firms that operate in El Salvador (approximately 25,000 formal businesses), which will have savings in fixed or variable costs as a result of the reforms. Due to the difficulty of quantifying the impacts of the findings and learning effects resulting from the Partnership Development Activity, the economic analyses assumed that there are no direct benefits other than net profit from partnering enterprises, the Government and identified third parties that will have greater income as a result of the partnerships.

3.5 Human Capital Project

The Human Capital Project is designed to improve the quality of education and to better match the labor market supply and demand, in accordance with the requirements of an economy that seeks a better insertion in the international economy. To guarantee the sustainability of the project, the Government is committed to supply complementary funds and to support MCC investments, within the framework of the current project. The Government's funding commitment includes continued post-Compact support for reforms designed and implemented under each activity and the maintenance of infrastructure and equipment under the Compact. The Human Capital Project includes two Activities: The Education Quality Activity and the Technical and Vocational Education and Training (TVET) System Reform Activity.

² For consistency in the analysis of economic returns and beneficiaries between FOMILENIO II and MCC, this section maintains the same number of beneficiaries as the Monitoring and Evaluation Plan of 2015, so, these figures correspond to estimates from 2015 and 2014.

3.5.1 Education Quality Activity

This activity is designed to support complementary MCC and Government interventions to provide Salvadoran students the benefits of competency-based education, increased classroom time, teachers trained in requisite subject-matters and pedagogical skills, and an institutional and physical environment that is conducive to learning. To this end, two sub-activities have been designed: The Strengthening the National Education System Sub-Activity and the Implementation of Full-Time Inclusive Model (*Sistemas Integrados de Escuela Inclusiva a Tiempo Pleno*, SI-EITP) Sub-Activity.

(1) Strengthening the National Education System Sub-Activity. This activity contemplates funding of legal, policy and operative reforms to improve the education system through the Ministry of Education, Science and Technology (MINEDUCYT), including:

- a. Teacher continuous professional development, assessment, and performance monitoring in the training process;
- b. Technical assistance to school directors and deputy directors in leadership and school management;
- c. Measurement and use of national student learning and achievement data; and the creation of a robust school management information system.
- d. Information systems governance and data quality assurance through the implementation of the SIGES (*Sistema de Información para la Gestión Educativa Salvadoreña*) system;
- e. Curricula design and development and the establishment of a National Education and Evaluation Unit within MINEDUCYT;
- f. Technical assistance to the departmental educational unit of each of the fourteen Departments in El Salvador;
- g. The development of a MINEDUCYT gender policy in form and substance satisfactory to MCC, and phased implementation in accordance with its terms and conditions.

(2) Implementation of the Full-Time Inclusive Model (SI-EITP) Sub-Activity. This sub-activity seeks to strengthen and expand the implementation of the full-time inclusive school model in an initially estimated 45 clusters (integrated systems) of schools grouped according to spatial proximity and other organizational aspects. It is intended to focus resources at the third cycle and high school levels (grades 7th to 12th). Funding will support:

- a. Establishment of a general and/or technical high school in each cluster (SI-EITP);
- b. The construction and/or rehabilitation of infrastructure to provide facilities appropriate for the SI-EITP, where there will be this improved center per cluster which will share resources with the rest of schools;

- c. Professional development of all teachers and school administrators in selected SI-EITP;
- d. Curricula learning plans that foster active learning methods and ongoing classroom-based student assessment;
- e. Strengthening of learning in the classroom in subject matter areas of English, mathematics, science and information technology, and such 21st century learning, such as innovation, life and career skills;
- f. The establishment and training of school management committees;
- g. Technical assistance in pedagogy, school administration, and management to the departmental educational unit of each Department in El Salvador located in the clusters;
- h. A gradual increase in the school day from 25 up to 40 hours per week;
- i. The provision of educational materials and equipment.

3.5.2 TVET System Reform Activity

This activity seeks to harmonize the skills supplied by private and public education and training providers with the skills demanded by the labor market. There are two Sub-Activities contemplated under this Activity, (i) Integrated Technical Education and Professional Training Systems Sub-Activity, and (ii) TVET Continuous Labor Demand Assessment Sub-Activity, which are described below. The funds will be used to support³:

- (1) Integrated Technical Education and Professional Training Systems Sub-Activity. This Sub-Activity seeks to strengthen the links between the two systems and align them with the demand of the private sector by supporting technical, legal, policy and operational reforms.

MCC Funding supports:

- a. Enhance the coordination between Ministry of Education, Science and Technology (MINEDUCYT), the Private Secretariat, the Salvadoran Professional Training Institute (INSAFORP) and the private sector.
- b. Design and establishment of structures and mechanisms acceptable to all parties for the legal and institutional framework for capacity building and the coordination between supply and demand of technical education and professional training, not limited to:
 - i. The institutionalization through an adequate public policy instrument, satisfactory to MCC, of a Technical Education and Professional Training Coordination Council with an equal number of public and private sector representatives and

³ It's important to highlight that this activity includes social and gender inclusion actions within the technical and vocational training interventions

- technical assistance for its structure and operation;
 - ii. The creation and strengthening of private sector, Sector Committees and technical assistance to strengthen the capabilities of the private sector to identify and meet technical and professional training needs; and
 - iii. The creation of a Board of Sector Committees and technical assistance for structuring and operating as such.
 - c. Technical Education and Professional Training competency-based curricula development with participation and assumed responsibilities from the private sector;
 - d. Career orientation services, including career counseling;
 - e. Promoting a blend of school- and industry-based training and workforce development initiatives; and
 - f. The design of a competency-based certification model aimed at standardizing the procedures and the certification of competencies for both technical education and professional training and support the creation of a national qualifications frame- work.
- (1) TVET Continuous Labor Demand Assessment Sub-Activity. This Sub-Activity seeks to strengthen the capacity of the TVET system for identifying labor market trends that will inform the strategic direction of the TVET system. The funding will support:
- a. The establishment of an M&E framework to determine labor market trends;
 - b. Strengthening the labor market observatory, integrating existing similar efforts.

3.5.3 *Beneficiaries*⁴

The intended direct beneficiaries for the Compact will be the students enrolled in grades 7th through 12th in schools belonging to FOMILENIO II-supported SI-EITP, whose perceived income would increase as a result of longer education periods and higher education quality. It is also expected that the Project will contribute to stop or delay drop-out of up to 176,000 students between 7th and 12th grade. In addition, students nation-wide will benefit from better education quality through the reforms applied by Ministry of Education, Science and Technology (MINEDUCYT) in the FOMILENIO II implementation framework.

On the other hand, the beneficiaries for the TVET System Reform Activity are, mainly, young people who receive technical and vocational training that join the labor market. Also, workers of different industries that strengthen their technical skills and the Sectorial Committees and the Coordinating

⁴ For consistency in the analysis of economic returns and beneficiaries between FOMILENIO II and MCC, this section maintains the same number of beneficiaries as the Monitoring and Evaluation Plan of 2015, so, these figures correspond to estimates from 2015 and 2014.

Institution of the TVET System in El Salvador can also be considered beneficiaries. Firms will also benefit from more skilled workers, which generate higher returns on investment.

3.6 Logistic Infrastructure Project

This project aims to increase productivity of the export sector through the reduction of logistics costs. Specifically, the activities and sub-activities of the Logistic Infrastructure Project seek to reduce traffic congestion in crucial segments of the regional trade routes between the main border crossing to Honduras at El Amatillo, the ports of La Unión and Acajutla, and the El Salvador International Airport (SAL). The project includes two activities to reduce logistics and transportation costs, and to facilitate the trade of goods and services⁵.

3.6.1 *Coastal Highway Expansion Activity*

Known as LIP *Activity 1*, seeks to reduce congestion at the segment of the El Salvador Coastal Highway (CA02) with the highest traffic, which is one of the two most important logistics routes in the country. This road connects its two maritime ports (La Unión and Acajutla) and the El Salvador International Airport (SAL). Three segments of the CA02 will be upgraded: a 7.22 km segment between Comalapa and the detour to La Herradura, a 16.98 km segment between the detour to La Herradura and Zacatecoluca, and a 2.97 km segment from La Libertad intersection to the Comalapa Airport (SAL) Road intersection. The funds will be used to support:

- (1) Construction or improvement activities for the segments mentioned above.
- (2) Implementation of environmental and social mitigation measures as established in the Environmental Impact Studies (EIA by its initials in Spanish) and the strategic and specific Resettlement Action Plans (RAP)
- (3) Supervision, technical services required for implementation.

3.6.2 *Border Crossing Infrastructure Activity*

Known as LIP *Activity 2*, this project seeks to promote foreign trade through the provision of infrastructure at the El Amatillo border crossing, and through the implementation of the Integral Risk Management System (SGIR for its acronym in Spanish), the electronic signature and the Single Window for Foreign Trade (VUCE by its initials in Spanish) of the Central Reserve Bank of El Salvador (BCR by its initials in Spanish). These components seek to alleviate the traffic jams of cargo and passenger transports at the land customs in El Amatillo. It is relevant to highlight that it is expected that the activities related to the SGIR and VUCE will have an impact at a national level, not just at

⁵ As in all other projects related to infrastructure, the logistics infrastructure project will seek, in its implementation, to promote capacities and generate employment opportunities for women and youths in the construction projects, and to adopt measures to prevent and mitigate social and gender risks potentially generated by the project.

this border.

At the El Amatillo border crossing the Compact will support:

- (1) The rehabilitation and improvement of 5.74 km of the highway between the detour to Agua Salada and El Amatillo.
- (2) The improvement of the facilities at the border crossing on the Salvadoran side of the La Amistad bridge on the Pan-American Highway (CA01).

The funds will be used to support:

- (1) Construction activities for improvement and rehabilitation of the road between Agua Salada and El Amatillo.
- (2) Acquisition of land necessary for the improvement of the road, the execution of the RAP (if re-settlement were necessary) and for the modernization of operations at the border outpost.
- (3) Execution of environmental and social mitigation measures as established by the EIAs, the strategic RAP and specific RAPs or as otherwise appropriate.
- (4) Reconstruction of the border control center, the buildings, the internal access and connection roads, parking areas, rainwater drainage, potable water supply system, wastewater treatment plant, illumination, and other infrastructure components that might be necessary for the effective operation of these control stations.
- (5) Equipment of border facilities.
- (6) Technical assistance, design of information systems, and the equipment necessary to operate the Single Window for Foreign Trade and the Electronic Signature.
 - a. Specifically, the funds will also be used for the information technology needed to coordinate the Import-Export Processing Center of El Salvador (CIEX by its initials in Spanish), the General Directorate of Customs (DGA by its initials in Spanish) of the Ministry of Treasury (*Ministerio de Hacienda*) and the Ministry of Economics as the certifying agency for service providers of electronic signature, aiming at systematizing and automation of processes at all institution that bear responsibilities related to El Amatillo, and, eventually, with other border crossings.
- (7) Management and supervision of project components, as well as the necessary technical services for their execution and audit, as appropriate.

3.6.3 Beneficiaries⁶

The beneficiaries of this project are the people and drivers that use the roads that will be expanded or improved, as well as the companies that use the infrastructure for export and import of goods. Likewise, we expect to benefit the approximately 171,159 individuals that live within a five-kilometer radius on each side of the works along the road segments to be intervened along the CA02.

3.7 Economic analyses and rates of returns⁷

All the FOMILENIO II's projects have been rigorously evaluated in term of their socioeconomic returns. Prior to their approval and inclusion in a compact, MCC demands an economic rate of return (ERR) analysis over a 20-year period and requires that the estimated rate is at least 10%. This is an aggregate measure of the costs of implementing the projects versus its direct during the lifetime of the project. A project is profitable, from a social perspective, is its benefits over time outweighs its costs by a certain reference margin. For MCC-supported project, this implies an ERR of at least 10%. For reference, **Table 2** presents a summary of the ERR estimates for each of the FOMILENIO II projects.

Table 2. Estimated economic rates (ERR) of return for FOMILENIO II's projects

Project	Economic rate of return /1/
Investment Climate	18.56%
Human Capital	11.35%
Logistic Infrastructure	20.31%

/1/ Estimated according to signed Compact

4. Monitoring Component

The Compact will be monitored systematically and progress reported regularly through the Indicator Tracking Table. There are four levels of indicators that follow from the program logic framework: (i) process, (ii) output, (iii) outcome, and (iv) goal. These levels map to different stages of the logical framework and thus allow project managers to understand to what extent planned activities are achieving their intended objectives. These monitoring data will be analyzed regularly to allow FOMILENIO II and MCC to make programmatic adjustments as necessary to improve the overall implementation and results of the Program.

⁶ For consistency in the analysis of economic returns and beneficiaries between FOMILENIO II and MCC, this section maintains the same number of beneficiaries as the Monitoring and Evaluation Plan of 2015, so, these figures correspond to estimates from 2015 and 2014.

⁷ For consistency in the analysis of economic returns and beneficiaries between FOMILENIO II and MCC, this section maintains the same number of beneficiaries as the Monitoring and Evaluation Plan of 2015, so, these figures correspond to estimates from 2015 and 2014.

4.1 Summary of Monitoring Strategy

The general objective of the monitoring strategy is to measure and quantify the Compact's progress and highlighting its most relevant details. This serves three objectives: (i) monitor FOMILENIO II's progress, both regarding physical and financial implementation, (ii) periodically evaluate whether the projects are still aligned to have the impact originally estimated, and (iii) report this progress to FOMILENIO II and MCC, providing feedback on implementation, and generating inputs for decision-making. A key element is that this component seeks, predominantly, to *quantify* progress by using numerical indicators consistent with the logical framework of the program.

4.1.1 Indicators: an overview

An indicator is a number whose units of measure express or are related to the progress of a Compact activity or sub-activity. **Table 3** shows the main components of an indicator definition, which must be as concrete and specific as possible. According to the logical framework model and Results-based Management (RBM) all indicators must possess the following six characteristics:

- (1) Simple (easily understandable).
- (2) Measurable (can be quantified).
- (3) Achievable (any associated goal can be achieved within the term of the Compact).
- (4) Relevant (related to and responds to the activity being measured).
- (5) Time-bound (related to a specific timeframe, in which it is expected that the results of the intervention will be materialized).
- (6) Cost-effective (usefulness and information provided exceed the cost involved in data collection and in the process of indicator calculation).

Table 3. Indicator definition principal components

Component	Definition	Example
Identification	Unique code used to identify the indicator	LIP-4
Common indicator	Defines whether the indicator is an MCC Common Indicator ⁸	Yes (R-6)
Name	The name used to identify the indicator	Kilometers of roads under works contracts

⁸ Guidance on Common Indicators MCC

Definition	Indicator's technical details, what it captures and how is calculated	The length of roads in kilometers under works contracts for construction of new roads or reconstruction, rehabilitation, resurfacing or upgrading of existing
Units	The units of measure in which the indicator is reported	Kilometers
Frequency of reporting	How often the indicator is calculated and reported to MCC	Quarterly
Indicator Level	The stage of the impact rationale from the Logic Framework it relates to	Process
Classification	Cumulative: used to report a running total, so that each reported actual includes the previously reported actual and adds any progress made since the last reporting period. Level: used to track trend over time. Date: used to track calendar dates as targets	Cumulative
Disaggregation	Defines if the indicator's value is split or divided in subcategories (is "disaggregated") to describe sub-groups of beneficiaries or types of activities. For example, it is possible to split an indicator's value by sex or by sub-activity within the same project	By road class
Baseline	Baseline figures were established using the most current and appropriate data available prior to each activity's implementation.	Zero (0)
Target	Targets are derived from (1) the initial economic analysis used in justifying Program investments, (2) project documents, (3) discussions with experts and consultants, and (4) implementation work plans.	32.9 kilometers

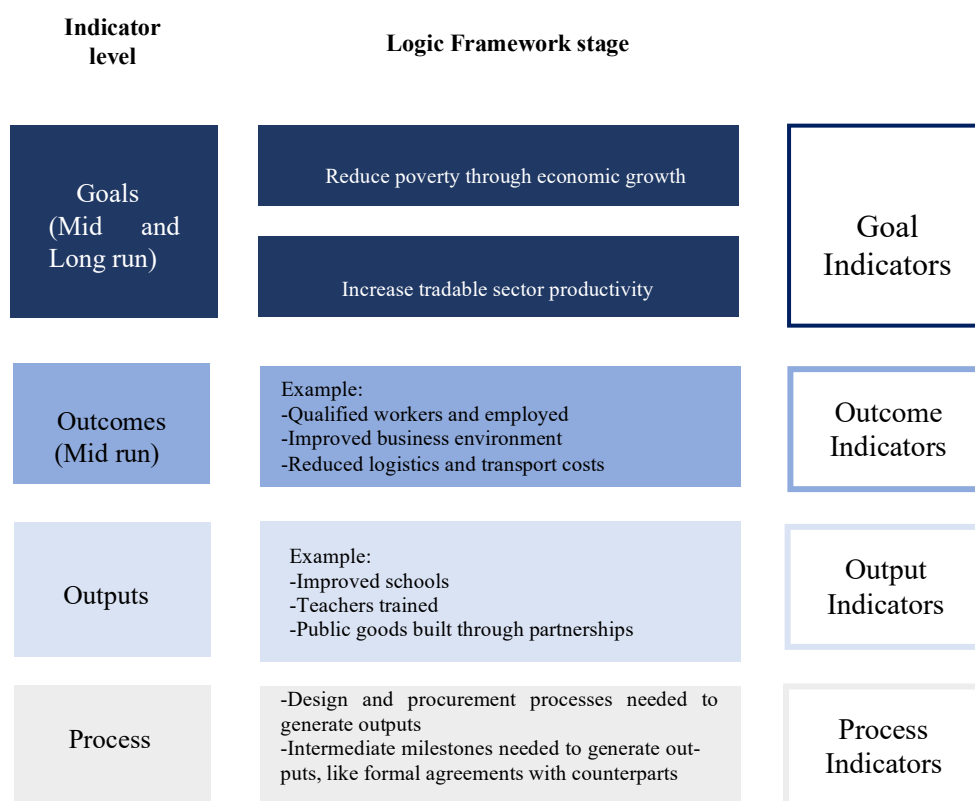
4.1.2 Indicator Levels and Classification

Indicators possess different levels, which are related to the incidence phase that they seek to measure according to the logic framework. Four levels of indicators are defined for this Compact and are shown below. **Figure 2** shows their link to different stages of a Program's logic framework (Guidelines established in MCC Monitoring and Evaluation Policy).

- (1) Goal indicators: track Compact goals and help determine whether FOMILENIO II and MCC are fulfilling the goals of poverty reduction through economic growth.
- (2) Outcome indicators: measure the intermediate or mid-term effects of an intervention and are directly related to the output indicators through the Program Logic.
- (3) Output indicators: seek to capture the direct result of the project activities (these frequently refer to the goods and services produced by the implementation of an activity).
- (4) Process indicators: record events or signs of progress towards the completion or end of project activities. These are precursors to the achievement of outputs and constitute a tool to ensure that the work plan is proceeding on time and in such a way that it guarantees that the results will be obtained as forecasted and expected.

It is important to note that the goal level-indicators measure mid and long-term effects, and these may not materialize during the effective term of the Compact. Thus, there are no goal indicators for this Compact (See **Annex 2**). However, this does not mean that the impact of the project will not be quantified. To this purpose, a separate evaluation component has been defined, which contemplates independent evaluations that will continue after the Compact has ended (See **Section 5**).

Figure 2. Indicator levels and its connection with FOMILENIO II's Logic Framework.



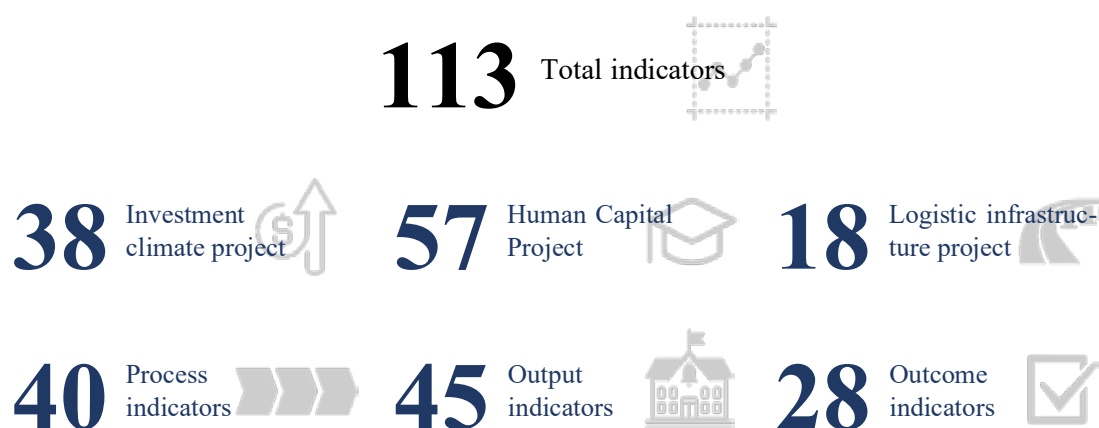
4.1.3 Common Indicators

The FOMILENIO II indicators include a subgroup of “common indicators”, which MCC introduces in all its Compacts for certain sectors. The common indicators allow MCC to aggregate and report results across MCAs and have been prepared by experts in different sectors. These are governed by MCC’s Guidance on Common Indicators and are identified with their corresponding codes. As an example, **Table 3** shows a common indicator and its corresponding code (R-6). It must be noted that all main components of common indicators, from their definition to their units of measure, must be follows the guidance mentioned above.

4.1.4 Definition of Indicators for FOMILENIO II

Annex 2 of this monitoring and evaluation plan shows the Indicator Documentation Table, which provides relevant details for each indicator by Project. It contains the description of each indicator defined for FOMILENIO II, along with all components defined in **Table 3**. **Figure 3** shows a consolidated summary of the number and type of indicators defined for the Compact⁹, which are 113 in total, 38 of which are related to the Investment Climate project, 57 to the Human Capital project, and 18 to the Logistics Infrastructure Project.

Figure 3. Summary of indicators defined for FOMILENIO II



4.1.5 Baselines and Targets

To ensure that the Program is on track to meet its overall goals and objectives, the monitoring indicators are measured against established baselines and targets, derived from ex-ante economic rate

⁹ Of the 113 indicators, only 104 will be measured during the Compact, 9 indicators will be measured Post-Compact (detailed in Table 21).

of return analysis, other types of analysis, and project planning documents. The targets reflect the underlying assumptions made in program design about what each activity would likely achieve. Baselines and target levels for each indicator are defined in the Table of Indicator Baselines and Targets (**Annex 3**).

Baseline figures were defined using the most current and appropriate data available prior to each activity's implementation and updated in this version of the M&E Plan. Sources included are MCC and FOMILENIO II data, government surveys such as those conducted by DIGESTYC, as well as other organizations' records such as Ministry of Education, Science and Technology (MINEDUCYT), MH, and MOP. Targets are derived from

- (1) The initial economic analysis used in justifying Program investments,
- (2) Project documents,
- (3) Discussions with experts and consultants,
- (4) Implementation work plans.

Any revision of baselines and targets must adhere to MCC's policies regarding baseline and target revisions and will require MCC's formal approval. At earlier stages of Compact a certain number of each Project's indicators, baselines and targets could be pending, particularly for lower level output and process indicators. Others are pending updated data once implementation contracts are awarded and contractors have presented their work plans.

4.1.6 Data sources and data collection methods

Data sources have been identified, reviewed and approved for all indicators listed in **Annex 2**. In general, the information is obtained from several primary sources, including implementing entities, service providers and surveys financed by FOMILENIO II and MCC. Additionally, FOMILENIO II collects data from secondary sources for high-level indicators, which include the Central Reserve Bank (BCR), the General Directorate for Customs (DGA), the General Directorate for Statistics and Census (DIGESTYC, by its initials in Spanish), the Ministry of Education, Science and Technology (MINEDUCYT) through its System for Information Management for Education Administration in El Salvador (SIGES by its initials in Spanish), supported by FOMILENIO II, among others.

To guarantee the timely availability of the information, FOMILENIO II will establish cooperation mechanisms with the Implementing Entities and the Contractors, including establishing the necessary requirements so that the latter develop and implement report mechanisms.

When deemed necessary, FOMILENIO II shall commission surveys to collect special information in coordination with the institutions in charge of each project. The instruments for data collection (including record and forms necessary for data collection and surveys) will be designed jointly with

the relevant Implementing Entities. If this data will be used for evaluation purposes, Independent Evaluators must participate in the design of the surveys, including the survey strategy, the questionnaire design and preparation of terms of reference for hiring the Contractors to perform the survey.

4.1.7 Data Collection Frequency

During the Compact period, data will be collected on a monthly, quarterly or annual basis, depending on the indicator. Some of the Contractors and Implementing Entities will be required to report on project milestones and outputs quarterly, others annually. Those arrangements will be recorded in the respective contractor's TORs and Implementing Entity Agreements. Decisions on frequency will be taken for each individual implementation related contract to reconcile FOMILENIO II's need for fresh data with administrative burden and cost efficiency.

4.1.8 Disaggregation of Data

Where applicable, the data will be collected, analyzed, and reported by income level, gender, age groups, regions, etc. in order to portray the benefits accruing to the different segments of the population. The Indicator Documentation Table (**Annex 2**) identifies which indicators should be disaggregated, to the extent that it is feasible and cost-effective. Select disaggregated figures identified in the Indicator Documentation Table will be reported to MCC in the quarterly Indicator Tracking Table (ITT).

4.2 Standard Reporting Requirements

Performance reports serve as a vehicle by which FOMILENIO II informs MCC of implementation progress and on-going field revisions to Project work plans. Currently, MCC requires that FOMILENIO II submit a Quarterly MCA Disbursement Request and Reporting Package (QDRRP) each quarter. The QDRRP must contain a quarterly **Indicator Tracking Table** which tracks progress against indicators in the M&E Plan.

5. Evaluation Component

5.1 Evaluation Strategy Summary

Evaluations seek to assess, as systematically and as objectively as possible, the rationality, relevance, efficacy, efficiency, merits, sustainability and impact of the Compact. Evaluations will try to estimate the impact on the expected beneficiaries, and, at a more general scale, on the regional and national economy. During the Compact effective period, evaluations shall provide information to MCC,

FOMILENIO II and other interested groups on whether it is possible to achieve the expected results. After the Compact ends, independent evaluations will try to assess if the mid and long-term goals were met.

The evaluation strategy will be based on the application of scientific models to guarantee that the information will be neutral, precise, objective and valid. These models include both experimental and quasi-experimental designs, and the implementation of statistical techniques. Also, these methodologies will be based on cost-effectiveness principles concerning data collection, if needed, in the same essence of the cost-effectiveness principle applied to the monitoring strategy. In that regard, evaluations will be not only a way to keep an official track of the results of the Program, but also as a learning tool both during and after the implementation of this Compact.

5.1.1 Compact's Expected Benefits and Evaluation Strategy

Even though all MCC investments are designed with the goal to reduce poverty through economic growth, in some projects, such benefits will not materialize within the duration of the Compact. For example, investments aimed to support the SI-EITP model in the Human Capital Project will not effectively translate into higher incomes for the students until they graduate and enter the job market. Hence, the impact of this activity will not be perceivable until after the Compact ends. This point is also valid for other projects such as the expected benefits of the Activity related to PPPs in the Investment Climate Project.

There is economic evidence of the benefits regarding the different types of activities proposed by the Compact. For example, the economics of education literature documents a positive impact in income as a result of a higher investment in education. Therefore, the evaluation of these effects in income will focus on ex-post estimations of economic rate of return models. Hence, part of the Compact evaluation strategy will also aim to measure how the midterm project results (such as learning outcomes) are materialized and not necessarily in the direct measurement of income gains.

5.1.2 Evaluation Types and Responsible Entities

While good program monitoring is essential for program management, it is not sufficient for assessing expected program results. Therefore, MCC and MCAs will use different types of evaluations as complementary tools to better understand the effectiveness of its programs. MCC and MCAs are committed to making the evaluations as rigorous as warranted in order to understand the causal impacts of a program on its expected outcomes and to assess the cost effectiveness of the program. MCC Policy of Monitoring and Evaluation contains three types of evaluation activities: (i) independent evaluations (impact and/or performance evaluations); (ii) self-

evaluation, and (iii) special studies.

Both MCC, with their own funds, and FOMILENIO II will finance evaluations. MCC will finance Impact and/or Performance Evaluations for each Project, while FOMILENIO II will finance Ad-hoc Evaluations and special studies. Each type of evaluation serves a different role and are complementary. The main distinction among these types of evaluations are their scopes and sources of funding, which are detailed in **Table 4**.

Table 4. Evaluations and their characteristics.

Type of evaluation	Goal	Methodology	Advantages
Final Evaluation /1/	A comprehensive review of the Compact's results	-Interviews -Case studies -Statistical analysis of primary and secondary data sources	-General overview of the evaluated topics -Focused on implementation
Impact evaluation	Measures changes in in- come or other relevant outcome variables generated by a particular intervention using a counter-factual design to establish causality	-Experimental -Quasi-experimental -Other advanced statistical evaluation methods	-Intended to identify causal effects -Focused on high-level results (program impact) -Performed by highly specialized researchers -Quantitative focus
Performance evaluation	Aims to answer descriptive questions relevant to asses implementation and fidelity to the original goals, questions include which the original goals were, how it was implemented and perceived, and if the expected outcomes materialized	-Quantitative and qualitative -Pre-post comparison -Case studies -Ex-post ERR assessment -Other	-Involves answering questions concerning what worked and what could have been done better -Systematization of lessons learned
<i>Ad-hoc</i> evaluations/Special Studies	To cover temporal data gaps	-Varies	-In-depth assessment of a single topic

/1/ The final evaluation programmed in the 2015 Monitoring and Evaluation Plan will be replaced with the contribution of the Monitoring and Evaluation area to the Compact Completion Report. A special study of beneficiaries of the projects, this study includes in its scope a Short-term Results Evaluation will be done and it will include short-terms results evaluation questions as CCR input of M&E.

5.1.3 MCC Impact and Performance Evaluations

Impact and Performance Evaluations are conducted to comply with two main objectives derived from the MCC founding principles: (i) accountability and (ii) learning. Accountability refers to both MCC and FOMILENIO II's obligations to report their activities and results and be accountable for them, as well as disclosing these results to the public. Learning refers to improving the understanding on causal relations between interventions and changes in poverty and incomes. MCC encourages the achievement of these accountability and learning goals through an array of independent evaluation. In this case. Due to accountability requirements, each project must have at least one independent performance evaluation. **Section 5.2** details the specific impact and performance evaluation plans for FOMILENIO II.

5.1.4 Ad-Hoc Evaluations and Special Studies

Either MCC or FOMILENIO II might require the implementation of an ad-hoc evaluation or a special case study for either the Projects, the activities of these projects or the whole Program. These evaluations must be conducted by an external, independent entity contracted based on MCC's Public Procurement Guidelines. The ad-hoc and special study evaluations aim to provide administrative staff, board of directors, implementing entities, beneficiaries and other interested parties with information regarding the implementation and results that cannot be acquired from standard monitoring activities or standard independent evaluations.

Section 5.2 details the special studies planned for FOMILENIO II.

5.2 Specific Evaluation Plans

This section presents the evaluations planned for this Compact, both financed by MCC and FOMILENIO II. There are eight (8) planned evaluations in total, four (4) will be contracted by MCC and four (4) by FOMILENIO II and are shown in **Table 5**. It is expected that the information and conclusions resulted from these evaluations compliments the data periodically reported by ITT and by the independent evaluators contracted by MCC.

Table 5. Planned evaluations for FOMILENIO II

Contracted by	Type	Contractor	Projects or activities evaluated
MCC	Performance	Mathematica Policy Research	Investment Climate Project, Regulatory Improvement and Partnership Development Activities
MCC	Performance	CH2M Hill	Logistic Infrastructure Project, Activities 1 and 2
MCC	Performance	Mathematica Policy Research	Human Capital Project, Education Quality Activity and TVET System Reform Activity
MCC	Impact	Mathematica Policy Research	Human Capital Project, Implementation of the Full-Time Inclusive Model (SI-EITP) Sub-Activity
FOMILENIO II	Final evaluation/1/	TBD	FOMILENIO II
FOMILENIO II	Special study	In process	Investment Climate Project, Human Capital Project, Logistic Infrastructure Project

/1/ The final evaluation programmed in the 2015 Monitoring and Evaluation Plan will be replaced with the contribution of the Monitoring and Evaluation area to the Compact Completion Report through a special study of beneficiaries of the projects, this study includes in its scope a Short-term Results Evaluation and it will include short-terms results evaluation questions as CCR input of M&E.

5.2.1 *Investment Climate Project Evaluation*

The Investment Climate Project Evaluation covers the two activities of Partnership Development and Regulatory Improvement Activity. The evaluation design report, produced by Mathematica Policy Research, is available here: <https://data.mcc.gov/evaluations/index.php/catalog/233>.

5.2.1.1 Regulatory Improvement Activity *Evaluation Questions*

- (1) Were the OMR's regulatory improvement recommendations adopted and implemented by the Government of El Salvador? Why or why not?
- (2) Was the OMR successful in supporting the adoption of regulatory improvement principles and procedures by the Government of El Salvador?
- (3) How was the Regulatory Improvement System (SMR) conceived, developed and implemented? What challenges and opportunities were faced during the design and implementation? Why and how were major decisions taken related to the SMR design and implementation?
- (4) Which were the political, institutional and organizational challenges and opportunities to establish the *Registro Nacional de Trámites* (RNT)? Were these successfully managed and how did they affect the design, scope, scale or effectiveness of the RNT?
- (5) Did the entities related to the Government of El Salvador develop the necessary capacities to design and implement its own reform and regulatory improvement proposals?
- (6) Is a new culture of regulatory improvement being developed within the Government of El Salvador as a result of the SMR communication and implementation efforts? What are the main challenges and catalysts to promote and establish such culture? How were the main stakeholders engaged?
- (7) Did the reforms or changes reduce the costs to meet regulation requirements or the waiting times to obtain permits or licenses for firms operating in the tradable sector?
- (8) Does the OMR have the appropriate structure, position and resources to act as a coordinator and facilitator of the SMR?

5.2.1.2 Regulatory Improvement Activity *Evaluation Methodology Description*

Performance evaluation focusing on the original objectives, implementation, how this was perceived and if the expected results occurred. This component of the evaluation will also construct a basic mapping of the political economy of regulatory reform in El Salvador. This mapping will provide the analytical lens through which Mathematica Policy Research (MPR) will address several research questions related to implementation, results, and sustainability. Once the initial political economy mapping is complete, MPR will use a mix of qualitative and quantitative data to answer implementation-focused research questions. To determine whether OMR proposed reforms could

feasibly reduce costs to firm.

Data Sources¹⁰

The primary data sources will be in-depth case study draws on a combination of data collection methods: (a) a desk review, (b) key informant interviews with FOMILENIO II, MCC, and other stakeholders, (c) monthly in-person interviews with OMR staff, and (d) focus group discussions with firms.

Table 6. Regulatory Improvement Activity key areas of focus for RIA evaluation by data source.

Survey Name	Quantitative or Qualitative	Define Sample	Sample Size	Number of Rounds	Exposure Period (months)	Expected Dates of Primary Data Collection
Monthly Interviews	Qualitative and Quantitative (using Organizational and thematic coding and Triangulation among sources)	Monthly in person interviews with OMR Staff	One per month 2018-2023	3	TBD	Continues from 2018 to 2020
Key Informant Interviews with stakeholders	Qualitative and Quantitative (using Organizational and thematic coding and Triangulation among sources)	KII with FOMILENIO II, MCC, and other stakeholders	Up to 33 (3 MCC and up to 30 at least one interview per ministry from 2018-2023)	3	TBD	2018,2020, and 2023
Focus Groups discussions with firms	Qualitative and Quantitative (using Organizational and thematic coding and Triangulation among sources)	Firms	26 Up to 20 FGDs per reform area per round and 6 private sector representatives	3	TBD	2018,2020, and 2023
World Bank Enterprise Survey	Qualitative	Firms	719 firms, featuring an additional subsample of firms that operate in the tradeable sector	12	TBD	Yearly 2010 to 2022
World Bank Doing Business	Qualitative	Firms	39 expert surveys per economy	2	TBD	2016 and 2020
FUSADES Business competitiveness	Qualitative	Firms	450 firms in San Salvador, Santa Ana, and San Miguel	24	TBD	Semiannually from 2010-2022

5.2.1.3 Partnership Development Activity, Public-Private Partnerships Sub-Activity *Evaluation Questions*

¹⁰ For more information regarding specific data collection it can be found in the Evaluation Design Report <https://data.mcc.gov/evaluations/index.php/catalog/233/download/1182>.

- (1) How did the political and institutional contexts affect the PPP implementation?
- (2) Did the Compact facilitated capacity building on PPPs within the Government of El Salvador?
How the institutional interactions have been configured to back PPPs?
- (3) Has the PPP activity resulted in (or will result in) more private investment in key infrastructure projects?

5.2.1.4 Partnership Development Activity, Public-Private Partnerships Sub-Activity *Evaluation Methodology Description*

Performance evaluation focusing on the APP selection and management process conducted by the Government of El Salvador and the progress of Compact-implemented PPPs. The evaluation might also include case studies about one or two of FOMILENIO-implemented PPPs to better understand (1) the choices and decision making on each stage of implementation, (2) the necessary incentives for a successful PPP, (3) the political and economic challenges faced, (4) and the lessons learned for future PPP development.

Data Sources

The primary data collection will feature a mixed-methods implementation analysis that uses a political economy approach to answer a series of questions on the quality of PPP implementation—including GoES and GoG officials’ execution of their PPP roles—as well as an outcome analysis that will rely on a longitudinal trend design to assess changes in the countries’ capacity to design and execute PPPs.

Table 7. Partnership Private Public Sub-Activity key areas of focus for evaluation by data source.

Survey Name	Quantitative or Qualitative	Define Sample	Sample Size	Number of Rounds	Exposure Period (months)	Expected Dates of Primary Data Collection
KIIs with implementers, donors, coaches and firms	Qualitative	PPP Coaches FOMILENIO II, PRONACOM, MCC, PROESA/ANADIE, Ministries of Finance, line ministries, Transaction advisors and firms selected for PPPs	1 Coaches 1 per organization per round Up to 15 per round Up to 10 per advisor/firm per round	2	TBD	Late 2018 and 2020
FGDs and phone interviews with trainees	Qualitative	Training participants from PPP authorities, ministry of finance, line ministries, private sector, etc.	4	2	TBD	Late 2018 and 2020

5.2.1.5 Partnership Development Activity, El Salvador Investment Challenge Sub-Activity
Evaluation Questions

- (1) Was the process to recruit, evaluate and select investment proposals appropriate, efficient and effective? Has the investment manual been followed? Does the approval process use clear selection criteria? Were the selection criteria appropriate to reach the established goals? Does ESIC investments satisfy the needs of the Government of El Salvador?
- (2) Is the fund efficient and well-administered?
- (3) What types of investment does the fund attract? Was there a qualified demand for public goods?
- (4) Do the potential investors regard ESIC as an appropriate tool promote investments? What type of public goods are needed to attract investments, both local and foreign, in the tradable sector?
- (5) Was the fund an effective mechanism to allocate public funds to more profitable projects? Did the Government of El Salvador's decisions improve? Would the Government of El Salvador have invested in these projects if ESIC would not have existed?
- (6) Do we expect the investments to generate positive environmental and social impacts (employment opportunities for men and women, local productivity, human capital development, among others)? Are these impacts relevant and feasible? Does the investment promote gender equality?

5.2.1.6 Partnership Development Activity, El Salvador Investment Challenge Sub-Activity
Evaluation Methodology Description

Performance evaluation focused on the goals and the implementation of ESIC, the perception of the fund and if the expected goals were reached or not. Whenever possible, the evaluation will perform a pre-post analysis of the production levels and income levels of firms that received the provision of public goods

*Data Sources*¹¹

The primary data sources that will be used for the mix-methods implementation analysis will focus on analysis of the ESIC Manual including the clarity of selection criteria, the alignment of manual guidelines and processes with GoES objectives. The evaluation will also focus on an Outcome analysis, however no valid comparison group can be identified for the ESIC outcome analysis, the evaluator proposes a longitudinal trend analysis of how awardees' investment, employment, and net income changed over time since the ESIC award. Using administrative data from ESIC applications and awardee monitoring reports for this analysis, in addition to key informant interviews with all awardees during the compact and post-compact period.

¹¹ For more information regarding specific data collection it can be found in the Evaluation Design Report <https://data.mcc.gov/evaluations/index.php/catalog/233/download/1182>.

Table 8. El Salvador Investment Challenge Sub-Activity key areas of focus for evaluation by data source.

Survey Name	Quantitative or Qualitative	Define Sample	Sample Size	Number of Rounds	Exposure Period (months)	Expected Dates of Primary Data Collection
KIIs with implementers, donors and investment committee members	Qualitative	ESIC implementers, donors and investment committee members	12 (6 per round)	2	TBD	2018 and 2020
KIIs with ESIC applicants and awardees.	Qualitative	ESIC applicants and awardees	20 (Up to 15 per round awardees, 5 non-awardees that progressed to feasibility)	3	TBD	2018, 2020 and 2023 9 Round 3 will only interview ESIC awardees)
FGDs with firms that expressed initial interest.	Qualitative	ESIC Firms	4 (two per round)	2	TBD	2018 and 2020

The Final Investment Climate Evaluation that covers the two activities and the sub activities listed above is expected to be published at the end of 2023.

5.2.2 Human Capital Project Evaluation

Given the scope of the Human Capital Project, the impacts of its activities related will not be measurable within the Compact period. However, the evaluation studies will look at both short- and long-term results, some of which will occur within the compacts timeframe. The evaluation will assess whether the project was implemented according to plans and whether the project achieved the expected short- and long-term outcomes in order to understand the Compact's contribution, evaluate implementation and identify key success factors and lessons learned. As a result, and as it was detailed in **table 5**, both performance and impact evaluations are planned for this project.

5.2.2.1 Education Quality Activity, Strengthening the National Education System Sub-Activity *Evaluation Questions*

- (1) How were the components of the Education Quality Activity implemented, were they implemented according to plan and which program targets were met and not met?
- (2) What were the key facilitators and challenges in the implementation of the Education Quality Activity's program components?
- (3) What plans or actions for the sustainability of the program components are in place or in progress?

- (4) In what ways the implementation of the SI-EITP model differs between high-performing from low-performing Integrated Systems?

5.2.2.2 Education Quality Activity, Strengthening the National Education System Sub-Activity *Evaluation Methodology Description*

Performance evaluation study to describe the implementation, identify the extent to which the program met its performance targets, and assess the contribution of the program to the intended outcomes, without using a counterfactual. The goal of the performance evaluation of the Education Quality Activity is to describe how intervention activities for the 11 program components were rolled out and implemented, generate evidence on the factors that helped or hindered the implementation of the program components, assess the extent to which program targets were met, and identify what aspects of the program are working well and what could be improved in the future.

Data Sources¹²

The primary data sources will be monitoring data, reports produced by implementers, and qualitative interviews with key stakeholders including implementation teams, MINEDUCYT and FOMILENIO II staff, and teachers, principals, and students from a subset of Integrated Systems (case studies).

Table 9. Strengthening the National Education System Sub-Activity key areas of focus for evaluation by data source.

Survey Name	Quantitative or Qualitative	Define Sample	Sample Size	Number of Rounds	Exposure Period (months)	Expected Dates of Primary Data Collection
Key informant interviews	Qualitative	Members of the implementation contractors, FOMILENIO II staff, and MINEDUCYT staff	1 per component or topic	2	1 year	June 2019 and mid 2020
Case Studies (Interviews)	Qualitative	School Principals and members of the school councils	3 principals and 6 councils per school (4 schools) for a total of 12-24	1	1 year	Mid 2020
Case Studies (Interviews)	Qualitative	Teachers, Librarians, Specialists	4 of each (12 in total)	1	1 year	Mid 2020
Case Studies (Focus Groups)	Qualitative	Teachers and students	8 groups for teachers and 8 groups for students	1	1 year	Mid 2020
Data from the ITT	Quantitative	Implementation progress	349 schools	n/a	n/a	n/a

¹² For more detailed information on the data sources please see the evaluation design report <https://data.mcc.gov/evaluations/index.php/catalog/186>.

5.2.2.3 Education Quality Activity, Implementation of the Full-Time Inclusive Model (SI-EITP)

Sub-Activity *Evaluation Questions*

- (1) What was the impact of the SI-EITP model on dropout, continuation to the next grade and graduation from secondary school?
- (2) What is the impact of the SI-EITP model on the academic performance of the students as measured by the *Prueba de Aprendizaje y Aptitudes para Egresados de Educacion Media* (PAES) in 11th grade?
- (3) What is the impact of the SI-EITP in the length of the school day? What is the impact of this model in the quality of education measured by the time-on-task methodology?

5.2.2.4 Education Quality Activity, Implementation of the Full-Time Inclusive Model (SI-EITP)

Sub-Activity *Evaluation Methodology Description*

An Impact evaluation methodology will be used and it will be based on a random assignation of school systems to treatment and control groups. The treatment group is comprised of schools receiving the intervention, while the control group is comprised of other schools which were candidates to receive support from FOMILENIO II but were not selected. The evaluation will estimate the effects of the SI-EITP model on key outcomes. A complementary performance evaluation will also be conducted to assess the implementation of the SI-EITP model and to determine improvements to education quality, see description above.

Data Sources

The data sources will be MINEDUCYT administrative data, a school-principal survey, a teacher survey, a student survey, and a classroom observation.

Table 10. Implementation of the Full-Time Inclusive Model (SI-EITP) Sub-Activity key areas of focus for evaluation by data source.

Survey Name	Quantitative or Qualitative	Define Sample	Sample Size	Number of Rounds	Exposure Period (months)	Expected Dates of Primary Data Collection
Principal surveys	Quantitative	Principals from third cycle and secondary schools	116 and 74 in third cycle and secondary, respectively At follow up, 85 secondary principals (assuming 11 newly established secondary schools due to the activity)	2	1 year	Baseline in second half of 2017; endline in 2021
Teacher surveys		Teachers from third cycle and secondary schools (3 teachers of different grades or content areas will be randomly sampled in each sampled school)	348 and 222 in third cycle and secondary, respectively At follow up, 255 secondary teachers	2	1 year	Baseline in second half of 2017; endline in 2021
Student surveys		Students from third cycle and secondary schools, 10 students	1160 and 740 in third cycle and secondary, respectively	2	1 year	Baseline in second

		will be randomly selected from each sample school	At follow up, 850 secondary students			half of 2017; endline in 2021
Classroom observations		Classrooms in third cycle and secondary schools, 3 classrooms will be randomly selected for observation (teachers from these classrooms are the ones that will be surveyed)	348 and 222 in third cycle and secondary, respectively At follow up, 255 observations in secondary	2	1 year	Baseline in second half of 2017; endline in 2021
MINEDU CYT administrative data		All students in third cycle and secondary school.	Approximately 39,000 third cycle students and 18000 secondary school students	2	2 years	Data from MINEDU CYT every year from 2017 school year until 2022 school year

5.2.2.5 TVET System Reform Activity, Integrated Technical Education and Professional Training

Systems Sub-Activity *Evaluation Questions*

- (1) How was the activity implemented? Was the original design followed? What were the major facilitators and barriers to implementation?
- (2) Were some sectors more successful implementing the TEPT activities than others?
- (3) Which outputs were accomplished for each sub-activity, and to what extent did they meet the targets?
- (4) Which short- and long-term outcomes were accomplished for each sub-activity?
- (5) What are the plans for the institutional and financial sustainability of the services offered and the entities created as part of the TEPT activity?
- (6) Did employee work conditions, benefits or non-wage compensation change for trainees who participated in the TEPT courses?
- (7) Did wages change for trainees who participated in TEPT courses?
- (8) Did employment status change for trainees who participated in TEPT courses?

5.2.2.6 TVET System Reform Activity, Integrated Technical Education and Professional Training

Systems Sub-Activity *Evaluation Methodology Description*

To answer the questions related to implementation, key stakeholders will be interviewed during the compact. To answer the questions related to employee conditions (6-8 above) a performance evaluation, which uses a pre-post design, will assess the labor market outcomes of the TVET direct beneficiaries.

Data Sources

Table 11. Integrated Technical Education and Professional Training Systems Sub-Activity key areas of focus for evaluation by data source.

Survey Name	Quantitative or Qualitative	Define Sample	Sample Size	Number of Rounds	Exposure Period (months)	Expected Dates of Primary Data Collection
Trainee Tracer Surveys	Quantitative	Those enrolled in the courses 6 weeks after course begins	500	2	6 months	2019-2020 (baseline); 2020-2021 (follow up)
Key respondent interviews	Qualitative	FOMILENIO II staff	2	1	6 months to 2 years	2021
		Coordinators of sectoral committees	8	1		
		Sectoral Committee board members	3	1		
		Trainers	8	1		
		Coordinating Councils members	6	1		
		Labor Market Observatory staff	1	1		

5.2.3 Logistic Infrastructure Project Evaluation

The evaluation for this project aims to answer questions related to both activities under the Logistical Infrastructure Project (LIP) as well as evaluation questions related to the border crossing at Angiatu, although that investment falls under ESIC. Since it would be hard to establish a counterfactual for this activity under LIP, there will be a performance evaluation in accordance with MCC's Roads Principles into Practice. Part of the analysis will make use of the analytical tool HDM-4 to re-estimate ERRs for the highway activities. The proposed method includes a Level 1 and Level 2 calibration of HDM-4. New data will be collected and input into HDM-4 to re-estimate ERRs based on the actual performance of the highway investments. Similarly, economic models have been developed for the border crossing activities and the Evaluation Team will update these models with new data based on actual performance e.g. reduced transit times. Other research areas of the evaluation are qualitative, and the Evaluation Team will collect data to understand changes in travel patterns, journeys and so on resulting from the investments. The intention is to evaluate changes over time using a times-series approach. The Evaluation Team will use a mix a primary and secondary data sources including data made available by MOP. The evaluation will also look in some detail at road maintenance practices to understand the likelihood MCC's investments will be maintained.

Table 12. Logistic Infrastructure Project key areas of focus for evaluation by data source.

Survey Name	Quantitative or Qualitative	Define Sample	Sample Size	Number of Rounds	Exposure Period (months)	Expected Dates of Primary Data Collection
Key respondent interviews Roads	Quantitative	MCC	At least one key informant per organization but likely up to four	2	TBD	Fall 2020, TBD 2023
		FOMILENIO II				
		FOVIAL				
		Other stakeholders				
		MOP				
El Amatillo and Anguiatú Key respondent interviews	Qualitative	MCC	At least one key informant per organization but likely up to four	2	TBD	Fall 2020, TBD 2023
		MOP				
		Customers and Border agents				
		FOMILENIO II				
		Other stakeholders				

The Evaluation Design Report was published in October 2019 and can be located here <https://data.mcc.gov/evaluations/index.php/catalog/263>

The Evaluation Questions are as follows:

- (1) Was the LIP Highway Expansion Activity implemented according to plan?
- (2) What is the economic rate of return of the LIP Activity 1?
- (3) What is the likelihood that the investments made under LIP will be adequately maintained?
- (4) What was the effect of the Conditions Precedent on the LIP for road maintenance funding?
- (5) What political and economic incentives are shaping road maintenance decisions in the country? What other key factors are influencing actual maintenance practices?
- (6) Who is traveling on the road, why, what are they transporting, what are they paying for transportation, and how long does it take to move along key routes? Have road usage patterns changed in terms of who is traveling on the road, why, what they are transporting, what they are paying for transportation, and how long it takes to move along key routes?
- (7) How are benefits from the LIP Coastal Highway Expansion Activity distributed among road users? What is the likelihood that VOC savings will be passed on to transportation services consumers?
- (8) Was the LIP Border Crossing Infrastructure Activity and Angiatu border crossing implemented according to plan?
- (9) How have the average wait times at the borders been effected by the interventions? How has the volume of traffic and goods changed? What is the economic return of the LIP Border Crossing Infrastructure Activity? What factors drove changes to the ERR over time?

5.2.4 Beneficiaries/Outcome Evaluation of FOMILENIO II Projects: Investment Climate, Human Capital and Logistical Infrastructure Special Study

The study aims to know the types of beneficiaries and their perception regarding the projects financed by FOMILENIO II, in addition to measuring the short-term results in the population served, and identify good practices and lessons learned. This study will be one of the inputs from Monitoring and Evaluation for the CCR. The CCR will be coordinated by FOMILENIO II Executive Direction.

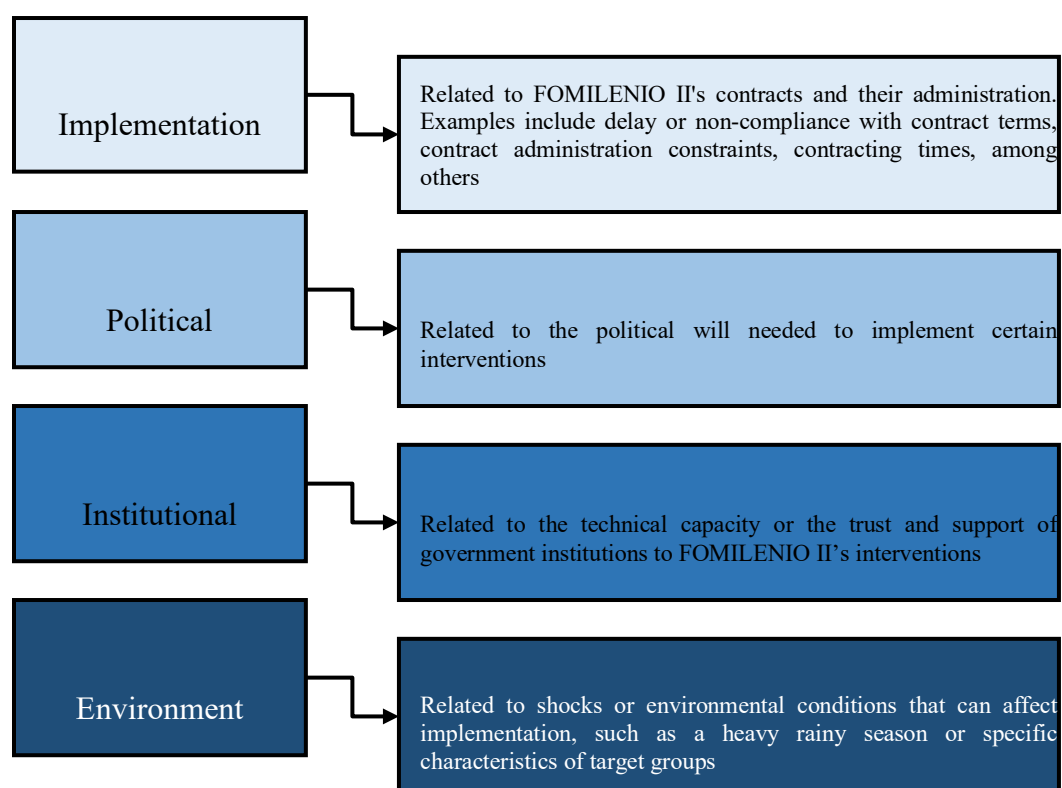
Some questions of the study are:

- (1) What type of beneficiaries does FOMILENIO II serve? What profile do they have?
- (2) What short-term results were produced in the beneficiaries served by FOMILENIO II?
- (3) What is the perception of the beneficiaries served by FOMILENIO II, regarding the goods and / or services received?

6. Assumptions and Risks

The success of any development program that involves the design of interventions, the execution of funds and the relations with multiple counterparts (including both cooperation agencies and government institutions) depends on a variety of assumptions. As a result, there are risks associated to the non-occurrence of such assumptions, which may result in delays, redefinition of the interventions planned or the non-execution of funds. This section presents the assumptions and risks associated to the implementation of FOMILENIO II for each of its components, activities and sub-activities.

Figure 4. Types of risk identified



6.1 Investment Climate Project

Table 13. Assumptions and risks of the Regulatory Improvement Activity.

Assumption	Associated risk	Type of risk
The OMR applies the regulatory improvement tools established in the Regulatory Improvement Law successfully (regulatory impact assessments, <i>Registro Nacional de Trámites</i> , regulatory agenda and regulatory improvement plans)	There is a risk to the implementation of the Regulatory Improvement Law since the OMR needs the personnel, resources and technological tools to promote and verify the application of regulatory improvement tools. Additionally, it is critical that the OMR generates the legal framework and guidance for this end.	Implementation
The Ministries of the Executive and their dependencies implement regulatory improvement tools	The implementation of the regulatory improvement tools require support from the Government that will assume office in 2019. Without this support and a clear comprehension of the OMR's reach, there is a substantial risk that the <i>Registro Nacional de Trámites</i> will not be established, that there will be no Regulatory Impact Evaluations, and that the tools for regulatory improvement will not be used.	Political Institutional
OMR is perceived as referent of regulatory improvements	The expected benefits of regulatory improvement are not achieved due to the lack of coordination among independent Executive initiatives associated with regulatory improvements (facilitation of procedures, trade and investment facilitation).	Political

Table 14. Assumptions and risks of the Partnership Development Activity: El Salvador Investment Challenge Sub-Activity.

Assumption	Associated risk	Type of risk
The Government of El Salvador adopts the reforms and tools to attract investments	There is risk of diminished or marginal impact on increasing the Government's capacity to attract investment if there is limited commitment to maintain and escalate the project tools developed by the El Salvador Investment Challenge.	Political
The investments in public goods are completed during the Compact	There are risks of delay in the construction of public goods (or execution or public investment) as a result of bureaucracy and the implementation by contractors. This might lead that the public investment in some goods is not completed before the end of the Compact.	Implementation
Private investments are completed during the Compact	There is risk that the private investment committed as part of the investment agreements is delayed, mainly because of regulation, and that will not be completed before the end of the Compact.	Implementation
Private parties fulfill the commitments established in the investment agreements	Despite continuous follow-up by the ESIC team, there is risk that the private parties do not fulfill their commitment for reasons that FOMILENIO II/ESIC team cannot control or mitigate.	Implementation

Table 15. Assumptions and risks of the Partnership Development Activity: Public-Private Partnership Sub-Activity.

Assumption	Associated risk	Type of risk
Potential investors are confident that bidding processes will be transparent, and that contract will provide security and clear rules	There is risk of failure of the Public-Private Partnership model if it does not generate trust among potential investments. This, however, depends on its performance, credibility, transparency and contract security offered by government institutions acting as the public part of the contract.	Institutional
The Government will bring well-structured PPPs to market	The last Government showed insufficient political will to bring well-structured PPPs to market (e.g. passenger terminal, Metapan wind park, cargo terminal), and the new Government may also have insufficient political will to develop PPPs.	Political

There is a sound structuration of PPP projects that allows to obtain the highest number of expressions of interest possible from potential investors	There is risk that the technical analyses will not present all the technical, economic, financial and legal information concerning the context and scope of the PPP projects, and will affect the implementation.	Implementation
The government institution acting as public part adopts and leads the development of the PPP	There is a risk for the lack of commitment from the public part of the PPP might cause delays during the technical analysis, feasibility and project structuration stages due to insufficient institutional commitment.	Institutional

6.2 Human Capital Project

Table 16. Assumptions and risks of the Education Quality Activity: Strengthening the National Education System Sub-Activity

Assumption	Associated risk	Type of risk
The new government for 2019-2024 is interested in supporting and escalating the reforms implemented by FOMILENIO II and to complete the ones that are still pending	There is a substantial risk of discontinuity or unsustainability of FOMILENIO II-supported reforms if there is no political will to maintain and escalate them from the upcoming government for the period 2019-2024. The political, legal and operative reforms promoted by the Compact concerning the National Education System need continued support from MINEDUCYT in order to be sustainable.	Political
The different interventions (teacher training, improve learning plans, school infrastructure, equipment provision, among others) are implemented in a coordinated and complementary fashion	Towards the last years of the Project, the Human Capital Component has many diverse and overlapping interventions, which range from teacher training to building and equipping schools and these interventions are implemented by different entities. Therefore, there is risk of lack of coordination across initiatives which will negatively impact the Compact (for example, a delay in school infrastructure affects the implementation of improved learning plans and equipment since there are no adequate facilities to provide them).	Implementation
There is support from school directors, educational community, teachers and teacher unions for the implementation of the improved study plans	The implementation of the teacher training programs, the new study plans, and the extended hours program (<i>Jornada Extendida</i>) require support from school directors, teachers, teacher unions and the educational community. Lack of this support constitutes a substantial risk to the implementation, installation and sustainability of reforms.	Institutional
SIGES (<i>Sistema Integrado para la Gestión Educativa Salvadoreña</i>) system users use it correctly	There is a learning curve and a transfer cost associated to move from the old registry methods the new SIGES System, which might generate initial rejection and, therefore, introduce risks to the implementation and sustainability of the system. Schools need to receive technical assistance and progressively adopt the system and, in parallel, receive an incentive to keep using SIGES and do not revert to the old mechanism.	Institutional
There is no opposition or negative reaction to gender-related initiatives	The predominant male-dominant culture (<i>machismo</i>) might generate resistance or opposition to female education and empowerment initiatives.	Environment

There is political will to sustain and escalate gender-related efforts	MINEDUCYT's Gender Policy faces sustainability risks without resources after FOMILENIO II's funding and technical support.	Political Institutional
--	--	----------------------------

Table 17. Assumptions and risks of the Education Quality Activity: Implementation of the Full-Time Inclusive Model (SI-EITP) Sub-Activity

Assumption	Associated risk	Type of risk
The new government for 2019-2024 is interested in supporting and escalating the reforms implemented by FOMILENIO II and to complete the ones that are still pending	There is a substantial risk of discontinuity or unsustainability of FOMILENIO II-supported reforms if there is no political will to maintain and escalate them from the upcoming government for the period 2019-2024. The political, legal and operative reforms promoted by the Compact concerning the SI-EITP model need continued support from MINEDUCYT in order to be sustainable, and the installation of the Educational Evaluation Unit that have yet to be carried out.	Political
School directors, teachers, students and parents are highly committed with the SI-EITP model	The successful implementation of the SI-EITP model requires the support and appropriation from school directors, teachers, students and parents. This implies moving from a notion of "school" to one of "system", in which there is shared use of resources and consensus decision-making.	Environment
There exist the necessary security conditions to implement the SI-EITP model	There are some obstacles introduced by the specific environment of the SI-EITP that might limit the participation of teachers and students in joint activities, workshops and the shared use of resources in general. Appropriate infrastructure is needed to guarantee participation. In addition, security issues concerning mobilization from one school to the other, gang presence in the territory and security within schools can limit the model's success.	Environment
It is possible to obtain legal property titles for the schools in which infrastructure is being built	Schools face the risk of not being able to access other sources of funding and technical assistance if they cannot obtain legal titles for their properties. Note that all the schools that will benefit from new or improved infrastructure already have property title, therefore, this risk applies to the rest.	Implementation
There are mitigation measures and protocol to address the geography and vulnerability of the territory	There is risk to the mobilization of teachers and students due to the geography of the territory. Similarly, natural disasters can limit the capacity of SI-EITP clusters to satisfy student's needs.	Environment

Planned costs for the construction of school infrastructure does not suffer shocks or modifications which might affect the scope of the activity	There is risk that because of external or uncontrolled factors, planned cost of interventions increases in such way that the scope could change (or be reduced). Examples include a heavy rainy season, error in feasibility and designs or permits not obtained, which all can increase costs or cause important delays.	Environment
--	---	-------------

Table 18. Assumptions and risks of the TVET System Reform Activity

Assumption	Associated risk	Risk type
TVET courses are executed before the Compact closure	Do not finish the implementation TVET courses before the Compact closure	Implementation Political
There is support from the upcoming Government for 2019-2024 to the TVET Co-ordination Council	The TVET Coordination Council requires support from the new authorities to operate. If it is not provided, there is a substantial risk to the sustainability of this entity.	Political

6.3 Logistic Infrastructure Project

Table 19. Assumptions and risks of the Logistic Infrastructure Project

Assumption	Associated risk	Risk type
The improvements to the Coastal Highway (CA02) are enough to reduce travel time, vehicle operating costs and time to cross the border	There is risk that the current congestion in the intervened segments of the CA02 road will not be eliminated but translated to other segments, which will affect the expected reduction in travel times and vehicle operating costs	Environment
Traffic and trade forecasts are precise, and the provided infrastructure is adequate	The ex-post rates of return of the project will drop if traffic and trade forecasts are lower than the original estimates. Additionally, it is imperative that the new infrastructure will be enough to meet this increase in demand.	Environment
The infrastructure is completed on time	The construction of infrastructure is exposed to risk and delays caused by a variety of factors, some of which are external to contract administration (like a heavy rainy season) and might cause the projects to be fully completed after the Compact ends	Implementation Environment

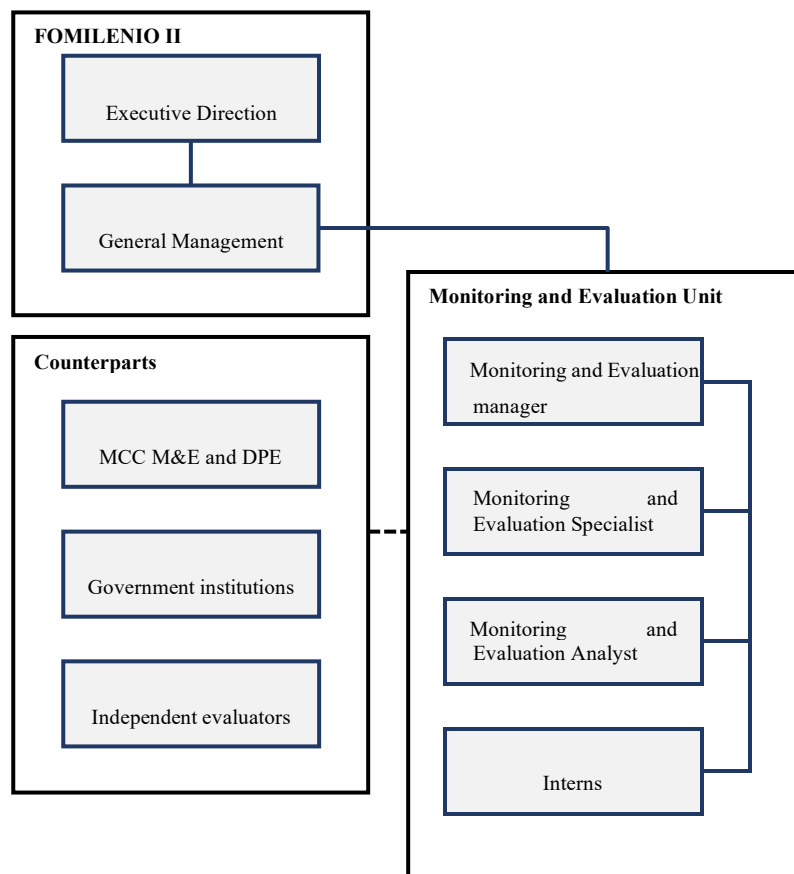
<p>The border crossing infrastructure at El Amatillo will contribute to reduce crossing time: the institutions at the border will coordinate their activities and act efficiently</p>	<p>Institutions at the borders need to coordinate their actions at the border and jointly adopt the improvements in processes and technology. If not, it is possible that the infrastructure alone will not be enough to significantly reduce waiting time and costs associated with crossing the border.</p> <p>Institutional</p>
<p>The border crossing infrastructure at El Amatillo will contribute to reduce crossing time: users will adopt the new procedures and technology</p>	<p>The delays to cross the border are caused, in part, because of users (incomplete documentation or lack of use of the anticipated declaration), therefore, there is risk that the intervention will not be as effective as originally planned if users resist to use the new trade facilitation mechanisms.</p> <p>Implementation Environment</p>

7. Monitoring and Evaluation Implementation and Management

7.1 Monitoring and Evaluation Team Composition and Responsibilities

The Monitoring and Evaluation team is composed by the next works positions: manager, specialist, analyst and intern. This team is a transversal unit that reports to FOMILENIO II's General Management and coordinates its activities with its counterparts in the Monitoring and Evaluation team and the MCC Department of Policy Evaluation (DPE). **Figure 5** describes this structure and its relations. This team's technical profile is composed by professional experts in project formulation and project management, economic and econometric analysis and data analysis.

Figure 5. Monitoring and Evaluation Unit and its relationship with FOMILENIO II and MCC



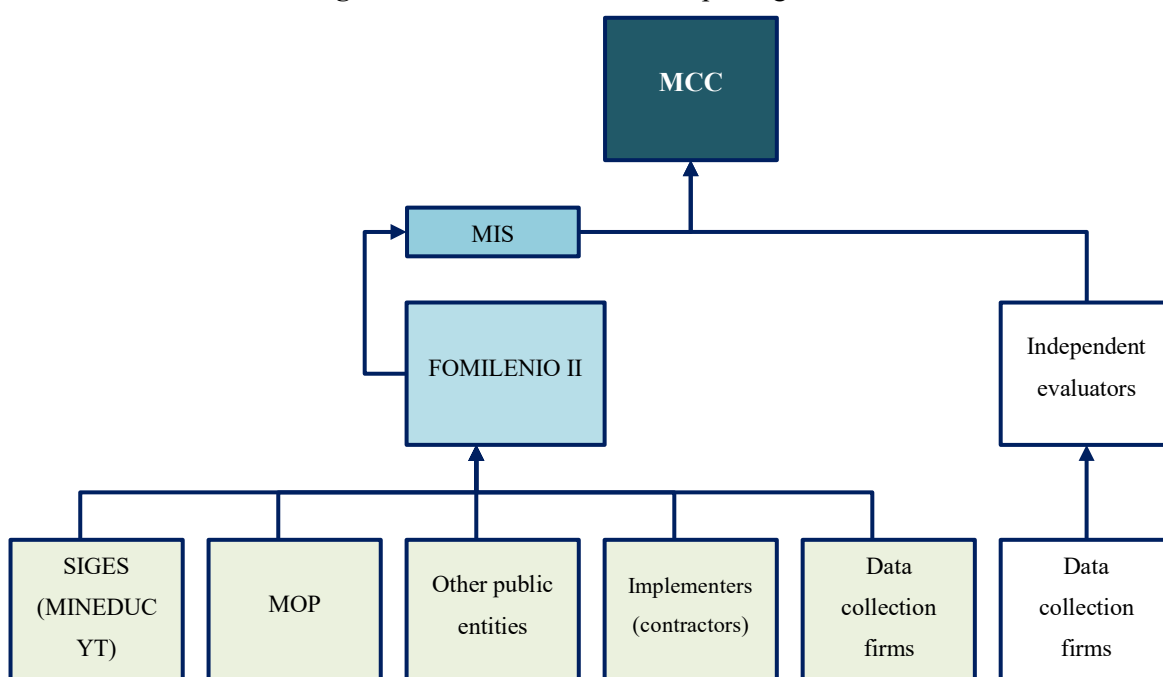
Responsibilities for this team include the:

- (1) Implementation of all activities detailed in this plan and ensuring that FOMILENIO II meets all established requirements.
- (2) Execution of the Compact's monitoring strategy, which is discussed in detail in **Section 4** and managing and supporting the evaluation component detailed in **Section 5**.
- (3) Developing and implementing a documentation system that ensures that the key M&E activities, processes and products are registered. This documentation might include the following components:
 - a. Process, product and result indicators
 - b. Changes to the Monitoring and Evaluation Plan
 - c. Key monitoring and evaluation products and results, including terms of reference, contracts and agreements, data collection instruments, reports and analysis, among others.
- (4) Timely follow-up of Compact's implementation in order to provide feedback on its execution, reporting directly to FOMILENIO II's General Management and MCC.
- (5) Engagement in the monitoring of projects through field visits, the revision of reports and other documentation regarding the projects, as well as analyzing said information and other data regarding project performance.
- (6) Provision of support in the production and collection of information required to the successful execution of the monitoring and evaluation component, organizing and supervising periodic independent revisions to the data quality in order to determine the quality of the information and data reported in FOMILENIO II indicators.
- (7) Support in the economic analysis when MCC requires it for FOMILENIO II projects.
- (8) Provision of technical assistance to other FOMILENIO II management regarding the Monitoring and Evaluation area of expertise, such as design of indicators, monitoring, information and economic analysis, among others.
- (9) Administration of technical assistance, data collection, data quality revisions, beneficiaries' special studies and other contracted services that might be necessary for the Monitoring and Evaluation components.
- (10) Updating this plan's components whenever deemed necessary.

7.2 Official Reports

The Monitoring and Evaluation unit will report on the indicators defined in the Indicator Documentation Table (**Annex 2**) on the ITT tracking matrix (Indicator Tracking Table) every quarter. The official report will be done on the MIS System (MCC Information System). This system will also be used to generate the ITT matrix official reports. Any approved changes made to this plan will be reflected on MIS. **Figure 6** shows the flow of information to comply with the analysis and reporting obligations of this unit.

Figure 6. Information flow for reporting to MCC.



For the indicator estimation and report, the Monitoring and Evaluation unit employs a series of tools and information analysis to compile, integrate and analyze different databases from different sources. Such tools range from the widely used Excel and Visual Basic for Applications to statistical packages with data analysis such as Stata and R. All results are compiled and presented in an indicators report distributed to all Compact management and Executive Direction.

7.3 Monitoring and Evaluation Requirements for Disbursements

MCC's Monitoring and Evaluation Policy states that the M&E Plan must *include any M&E requirement that an MCA must comply with in order to be able to receive disbursements* (Section 5.1.1).

This policy states that compliance with the Monitoring and Evaluation Plan and the scopes and responsibilities specified constitutes a requirement for the approval of disbursements (the disbursement requirements are detailed in the Program Execution Agreement).

7.4 Monitoring and Evaluation Plan Revision

During the Compact period, the monitoring and evaluation plan can be revised when necessary in order to adjust it to any changes in the Compact design that may occur and to include any lesson learned regarding an improvement on monitoring and performance measurement. Any revision made to this plan must follow the *Policy for Monitoring and Evaluation of Compact*.

7.5 Budget for Monitoring and Evaluation

Budget for the implementation of the monitoring and evaluation proposed activities during the five-year duration of this Compact is 4.3 million USD, where 400,000 USD are CIF funds, which leaves 3.9 million to program financing. Each budget item will be revised and updated annually and quarterly whenever the quarterly disbursement request (QDR) is sent to MCC. **Table 20** details the FOMILENIO II at the start of the Compact monitoring and evaluation budget per item and year.

Table 20. Monitoring and evaluation budget (USD)

Component	CIF	Year 1	Year 2	Year 3	Year 4	Year 5	Total
Evaluations and data collection	280,000	434,783	484,848	384,614	376,923	1,050,000	3,011,168
Monitoring	0	21,739	48,485	38,462	53,846	43,750	206,282
Capacity building and data quality reviews	50,000	0	218,182	38,462	215,384	218,750	740,778
Other	70,000	43,478	48,485	38,462	53,847	87,500	341,772
Total	400,000	500,000	800,000	500,000	700,000	1,400,000	4,300,000

Expenses related to the monitoring and evaluation staff, whose salaries and traveling expenses for project field visits are covered with administration funds. The total M&E budget may not exceed the total amount allocated for those five years, but the distribution among items and years may be adjusted depending on the results of the periodic revisions to the M&E Plan. The budget presented on **table 20** is within the annual limits originally established in the Compact. Last, while the resources for the formulation and execution of surveys are funded by FOMILENIO II through the Program Financing, the cost of independent evaluators is to be financed directly by MCC.

8. Post-Compact Monitoring and Evaluation

This plan seeks to establish the foundation for and articulates with the post-Compact Monitoring and Evaluation Plan, which will be effective at the end of FOMILENIO II and will indicator tracking and evaluations. The post-Compact plan will at least define the following elements:

- (1) The entity responsible of post-Compact follow-up, both for indicator tracking and evaluations, and determine the timeframe for said mandate.
- (2) The indicators to be tracked once the Compact is finalized, and the data collection mechanisms to be used to that end.

Table 21. Post-Compact Indicators.

ID	Indicator Name	Indicator Description
Investment Climate Project		
PC-OMR-1	Administrative burdens (% of GDP)	Administrative burdens, percentage of Gross Domestic Product (GDP)
PC-ESIC-1	Average annual daily traffic	The average number and type of vehicles per day, averaged over different times (day and night) and over different seasons to arrive at an annualized daily average
PC-ESIC-2	Road traffic fatalities	The number of road traffic fatalities per year on roads constructed, rehabilitated or improved with MCC funding
Human Capital Project		
PC-SIEITP-1	Graduates from MCC-supported education activities	The number of students graduating from the highest grade (General or Technical Baccalaureate) for that educational level in MCC-supported education schooling programs.
PC-TVET-1	Employed graduates of MCC-supported education activities	The number of MCC-supported training program graduates employed in their field of study within one year after graduation.
Logistical Infrastructure Project		
PC-LIP-1	Average annual daily traffic	The average number and type of vehicles per day, averaged over different times (day and night) and over different seasons to arrive at an annualized daily average
PC-LIP-2	Road traffic fatalities	The number of road traffic fatalities per year on roads constructed, rehabilitated or improved with MCC funding
PC-LIP-3	Number of accidents	Average annual number of accidents in the roads improved and built

PC-LIP-4	Average time to complete custom requirements for crossing the border	Average time measured from the vehicle arrival at customs first checkpoint to its release and permission to cross the Amatillo border
----------	--	---

Annexes

Annex 1. Detailed logic frameworks per project and activity

Figure A1-1. Logic framework for the Investment Climate Project, Regulatory Improvement Activity

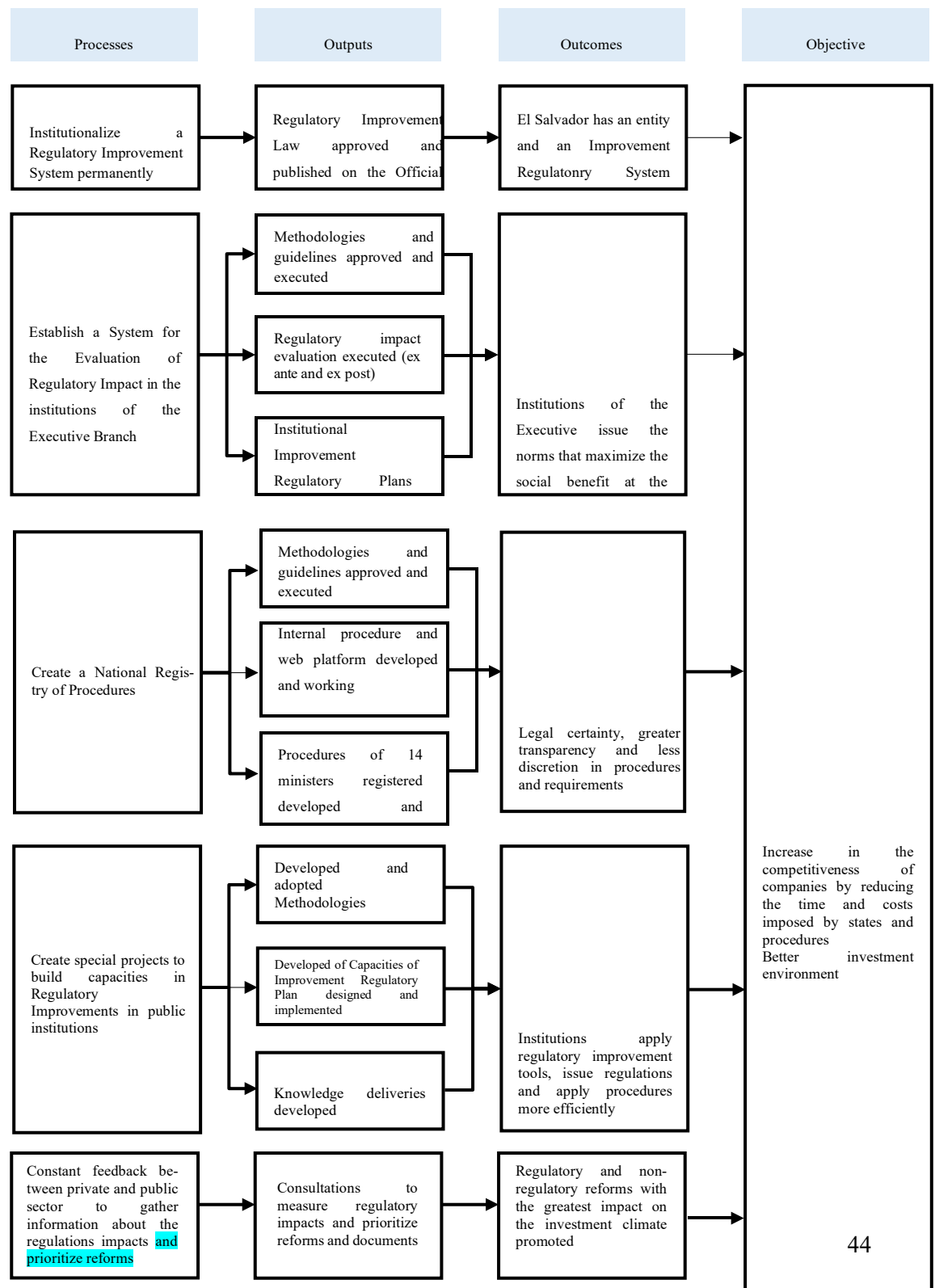


Figure A1-2. Logic framework for the Investment Climate Project, Partnership Development Activity, El Salvador Investment Challenge Sub-Activity

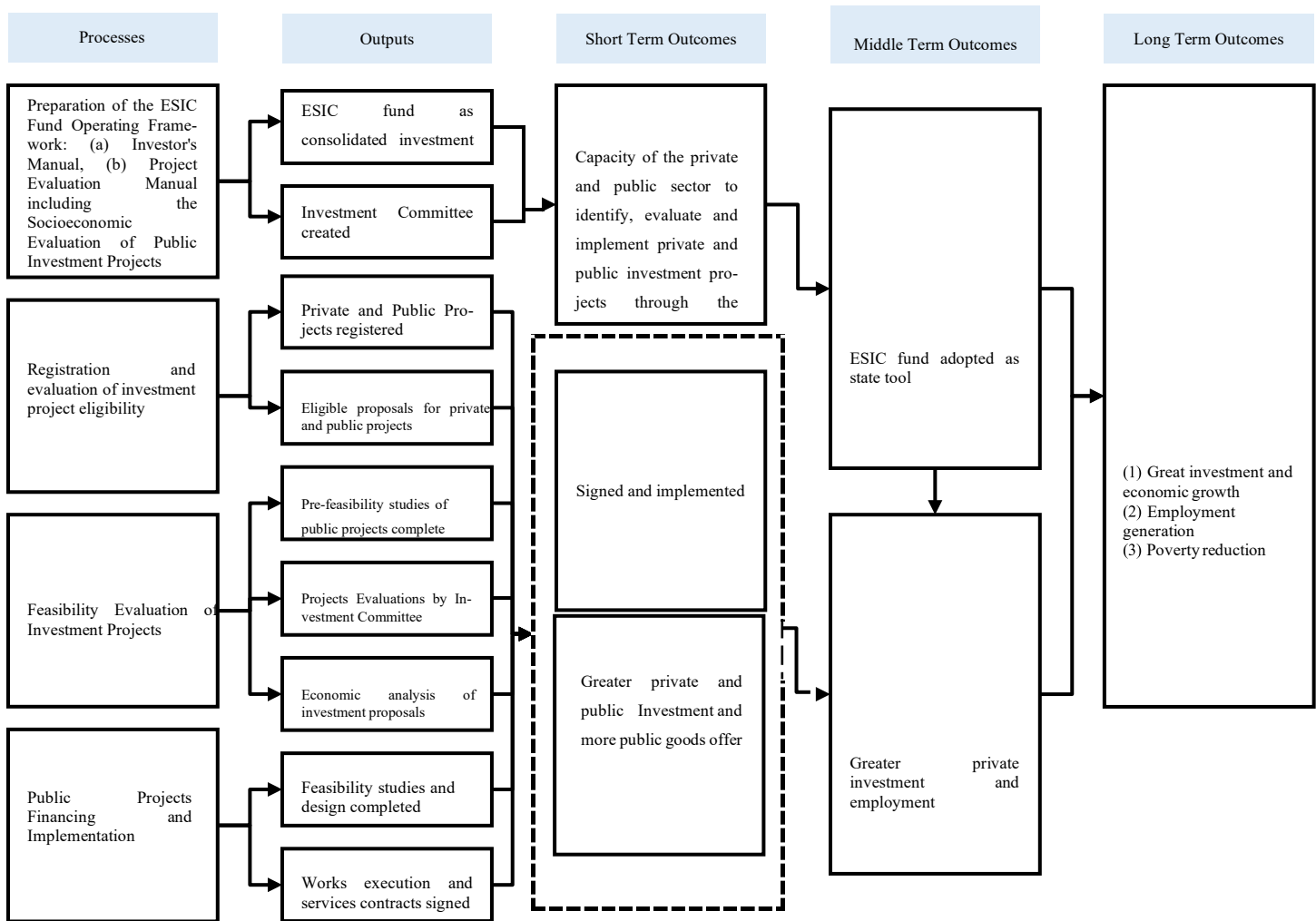


Figure A1-3. Logic framework for the Investment Climate Project, Partnership Development Activity, Public-Private Partnerships Sub-Activity

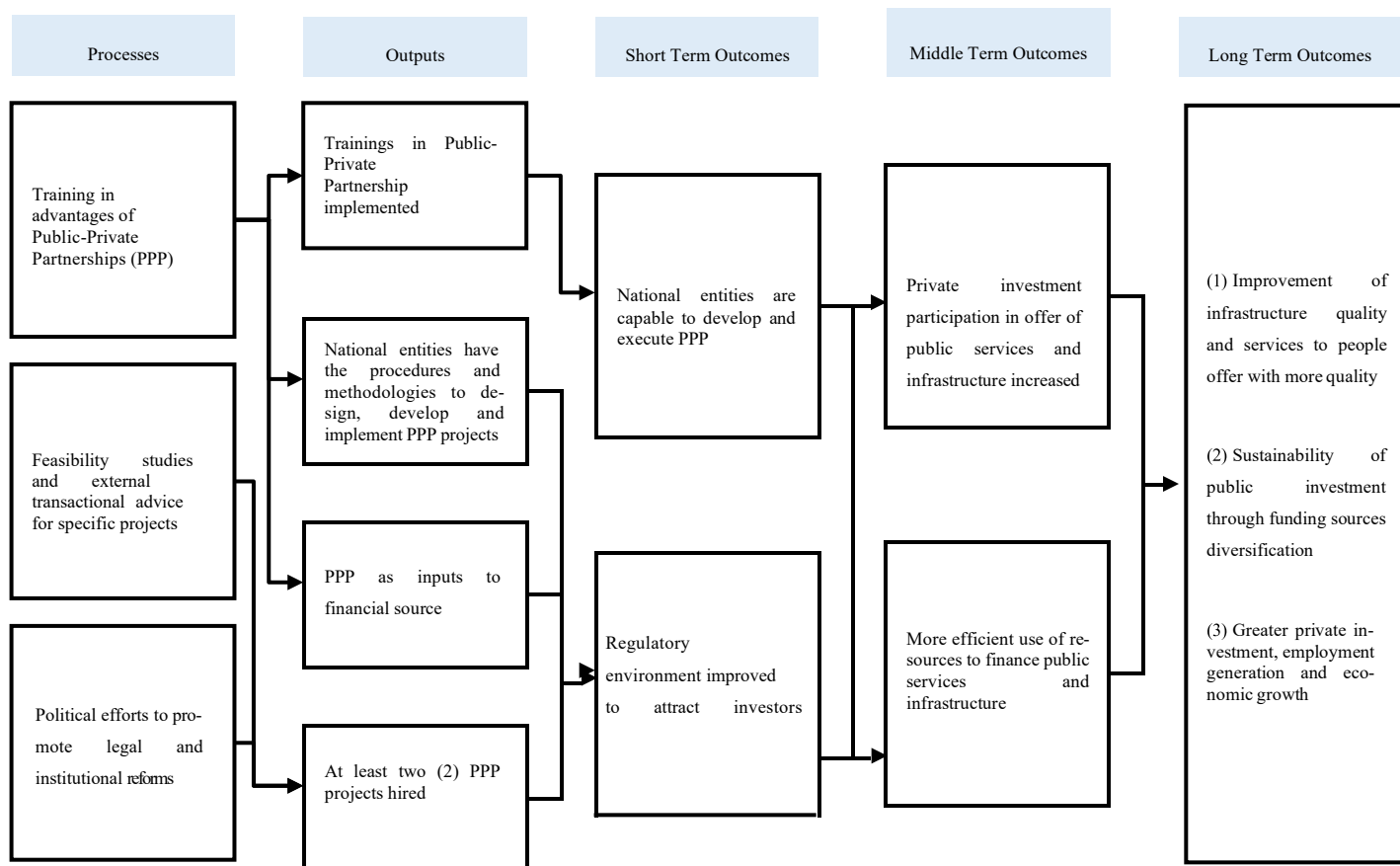


Figure A1-4. Logic framework for the Human Capital Project, Education Quality Activity, Strengthening of the National Education System Sub-Activity: *Asistentes Técnicos Educativos (ATE)* and *Sistema de Información para la Gestión Educativa Salvadoreña (SIGES)* system

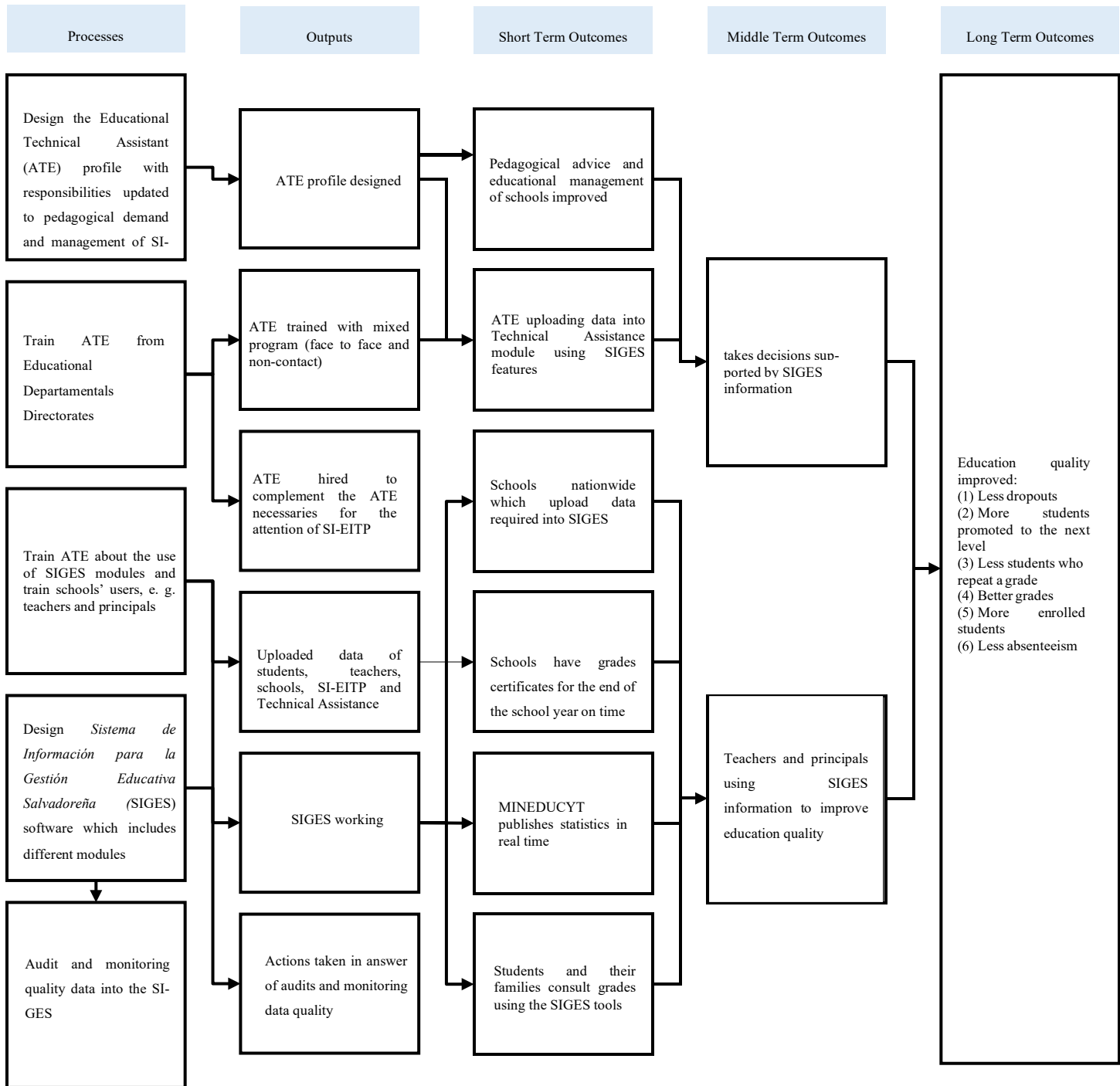


Figure A1-5. Logic framework for the Human Capital Project, Improving the Education Quality Activity, Strengthening of the National Education System Sub-Activity: Technical Baccalaureates and General Baccalaureates with technical courses

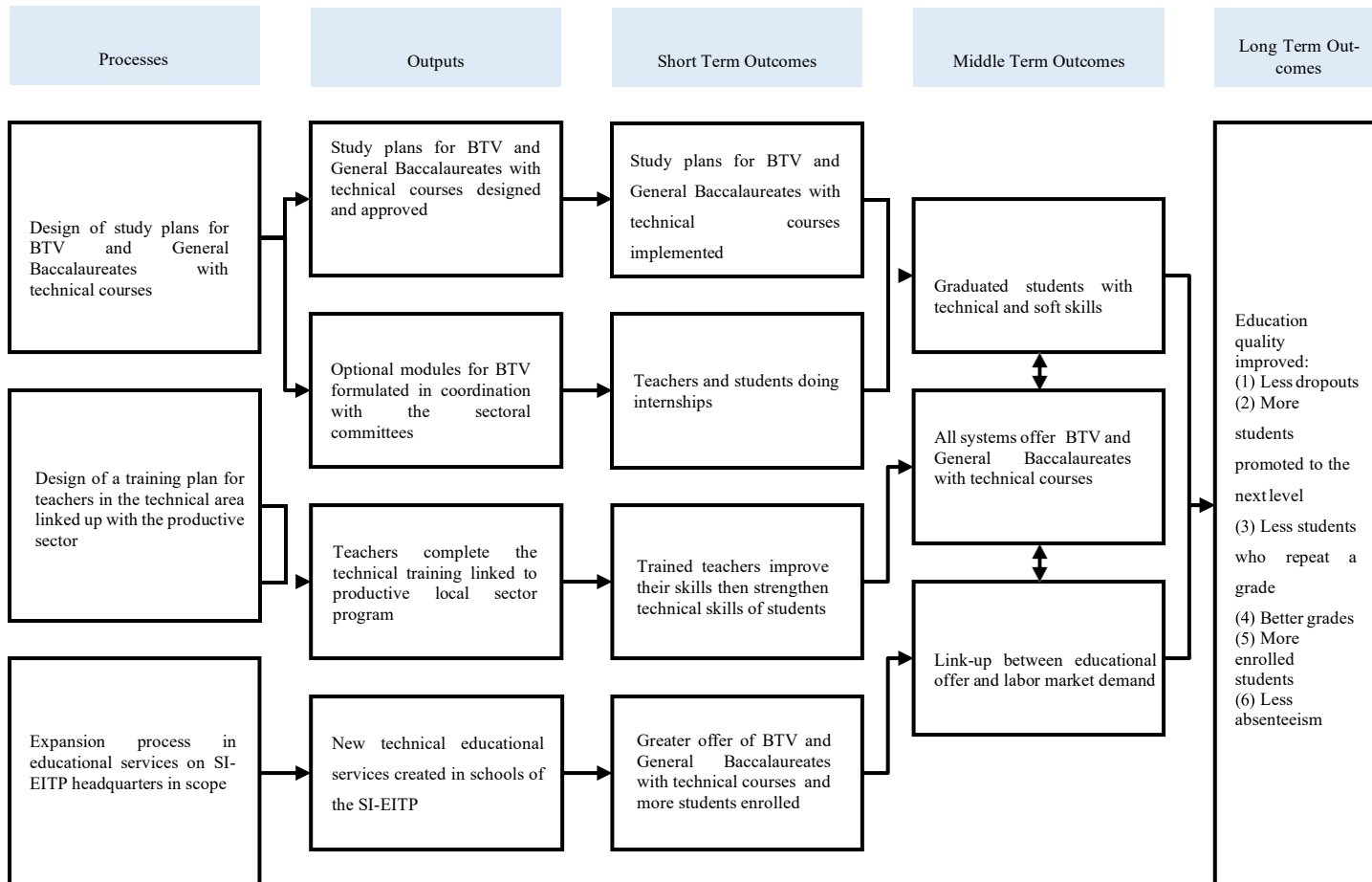


Figure A1-6. Logic framework for the Human Capital Project, Improving the Education Quality Activity, Strengthening of the National Education System Sub-Activity: Teacher Training, Performance Evaluation and new Study Plans

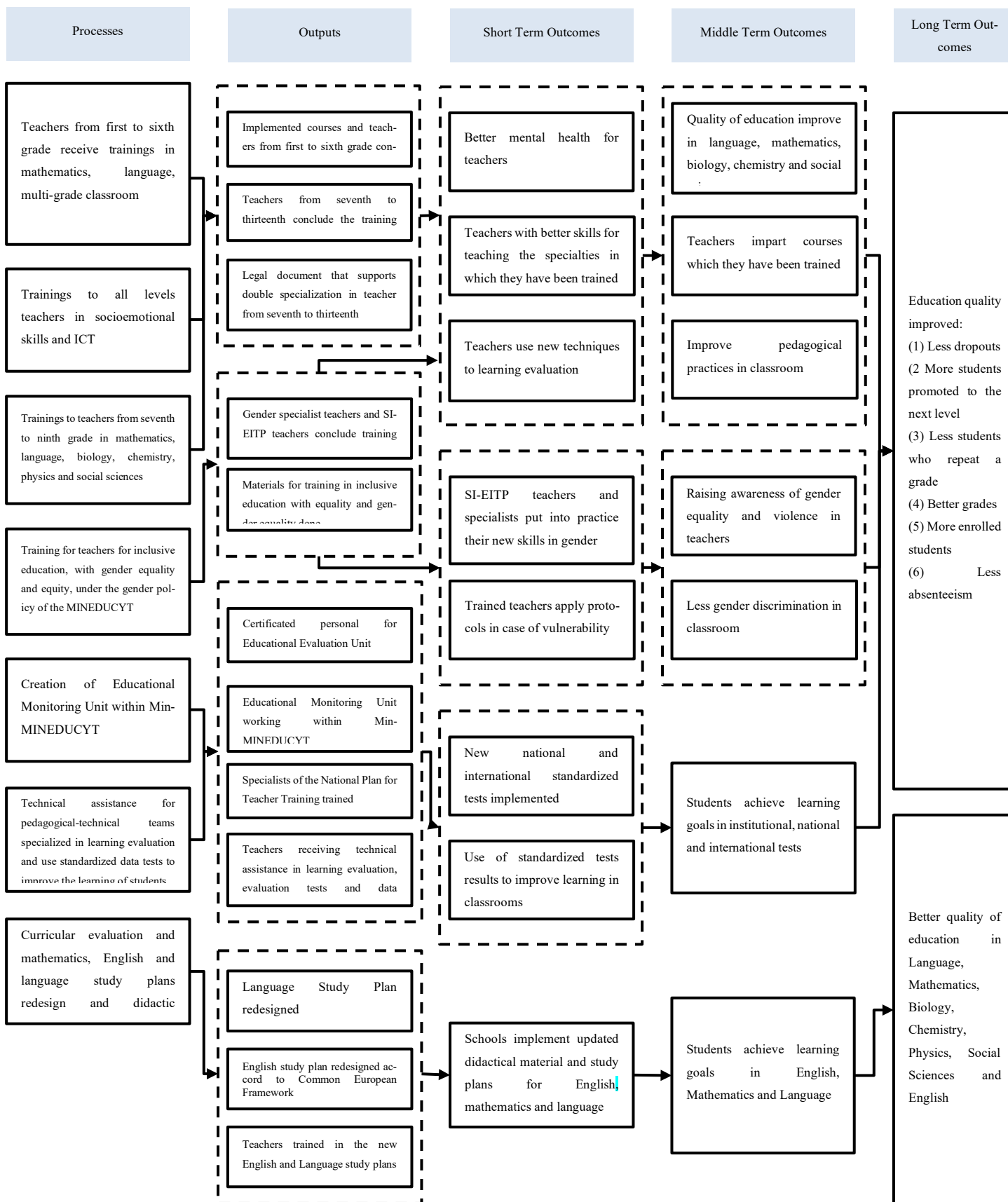


Figure A1-7. Logic framework for the Human Capital Project, Improving the Education Quality Activity, Implementation of the Full-time Inclusive Model (SI-EITP) Sub-Activity

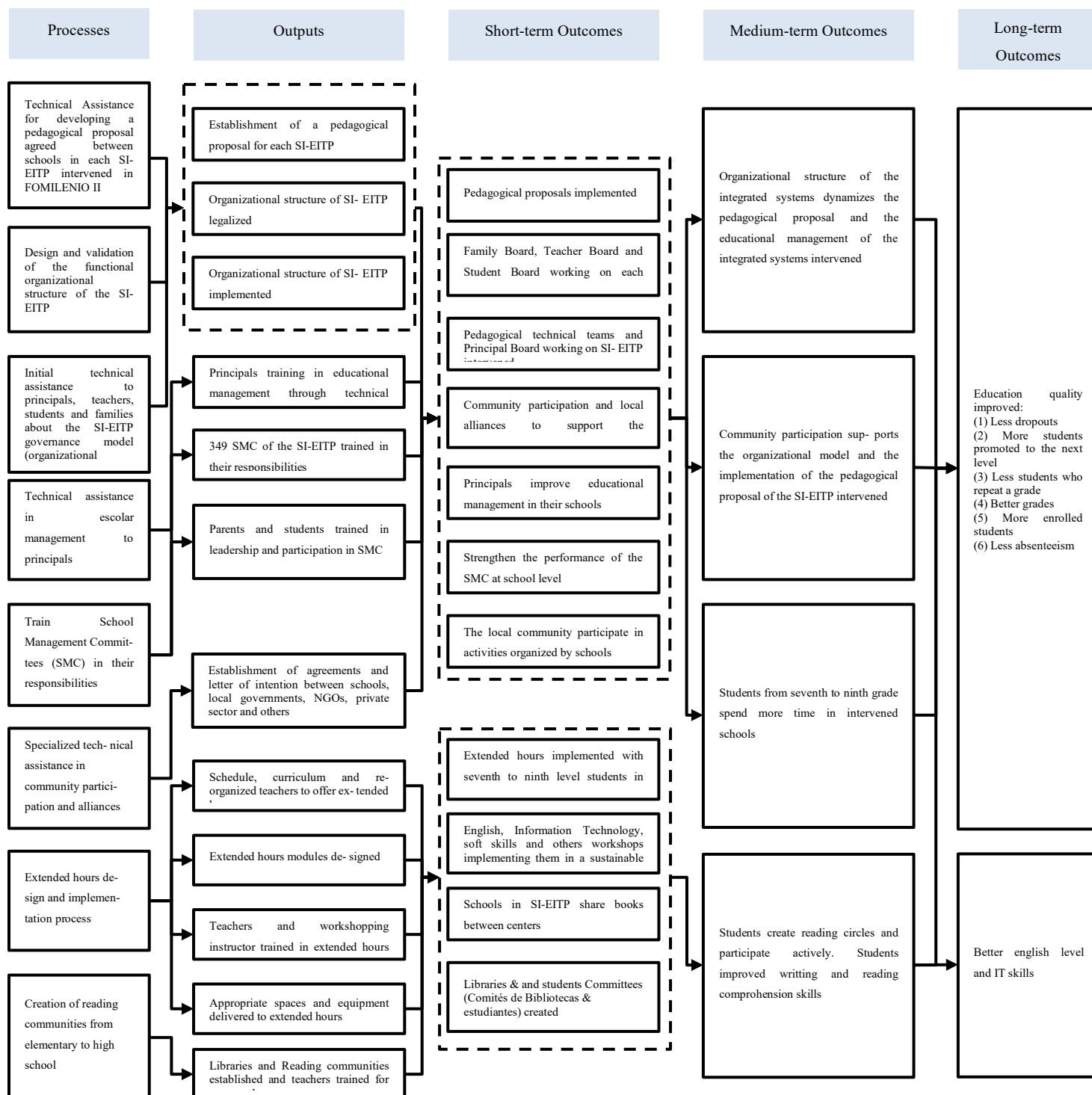


Figure A1-8. Logic framework for the Human Capital Project, Improving the Education Quality Activity, Implementation of the Full-time Inclusive Model (SI-EITP) Sub-Activity: School Infrastructure and Equipment

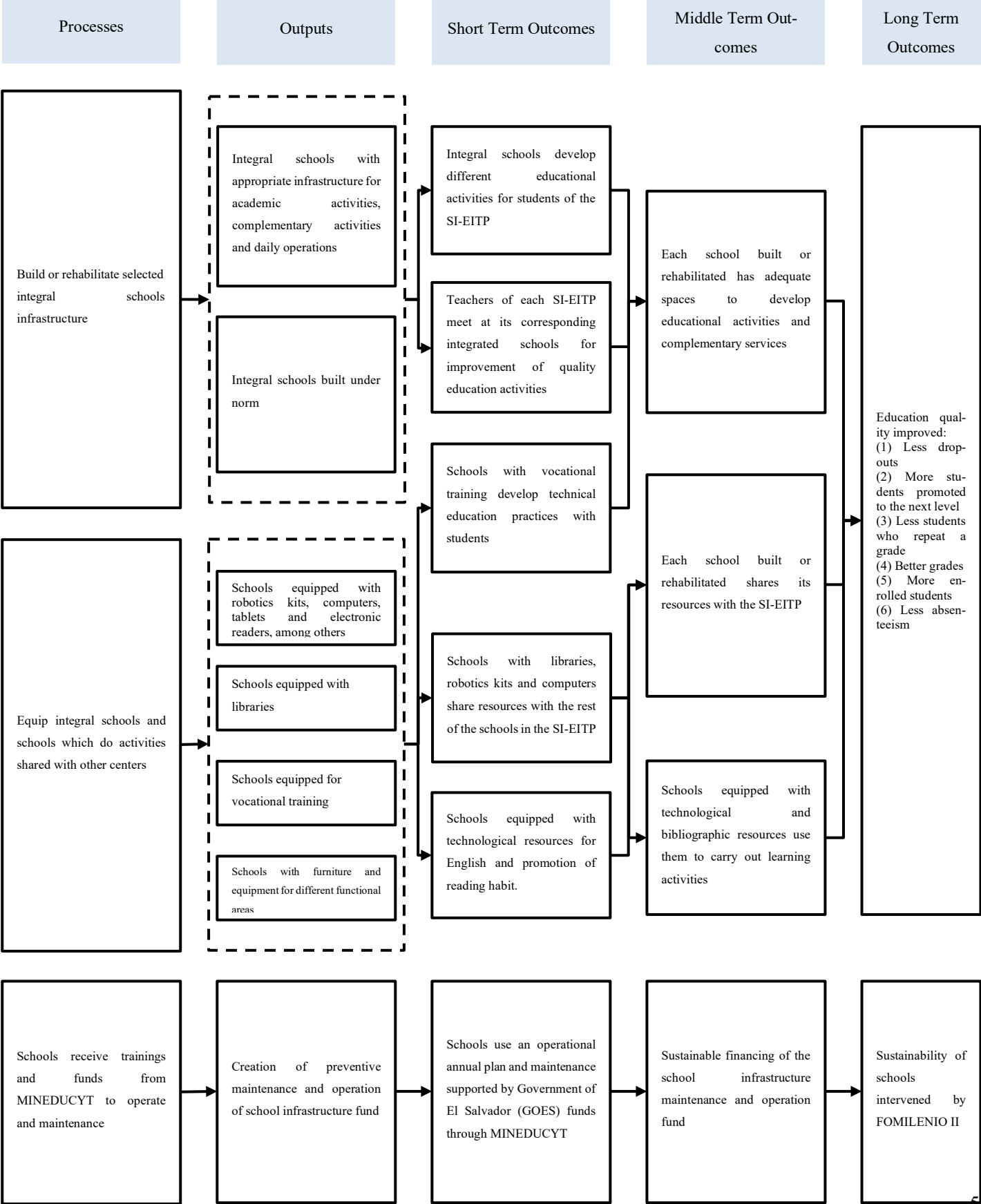


Figure A1-9. Logic framework for the Human Capital Project, TVET System Reform Activity

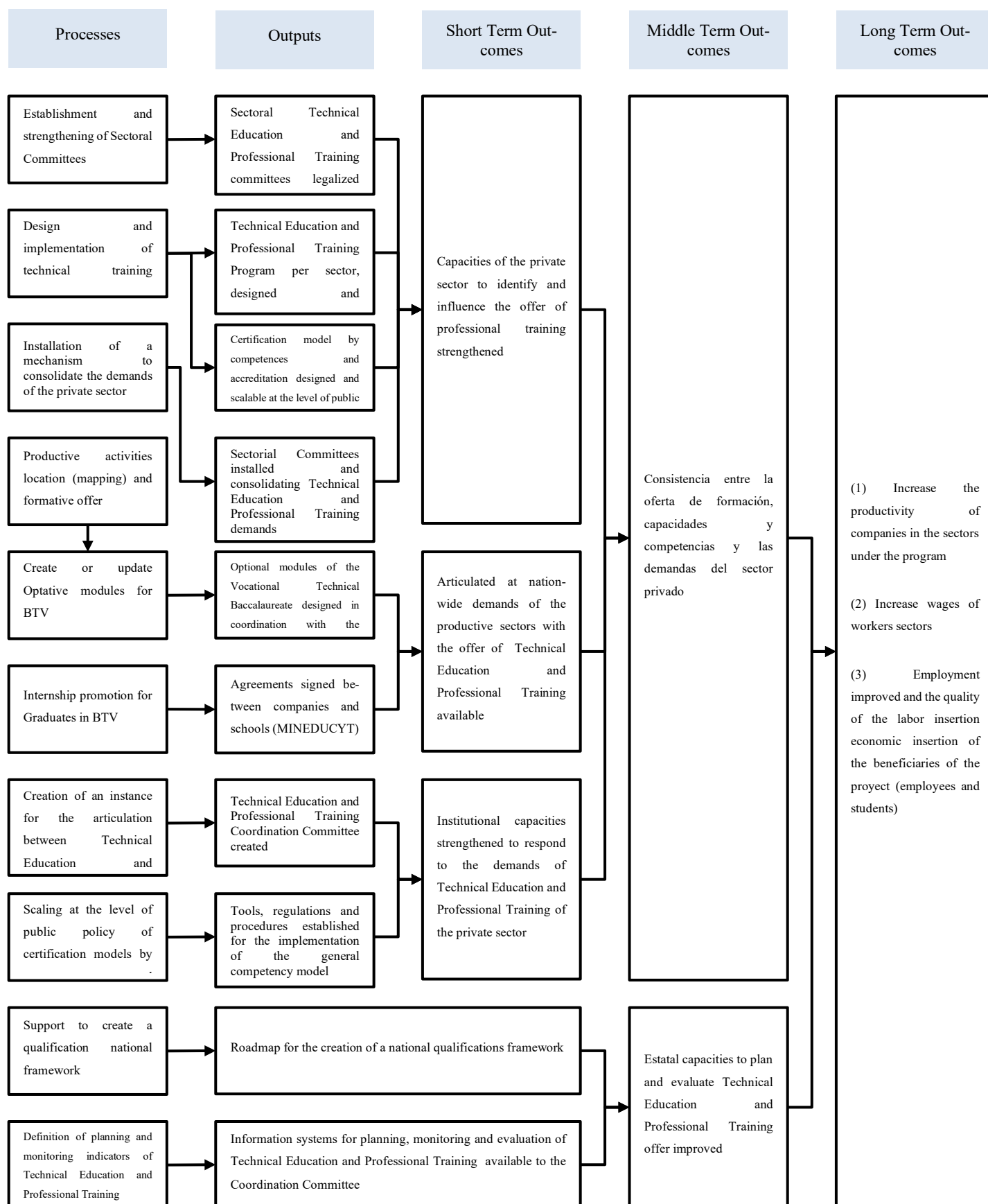
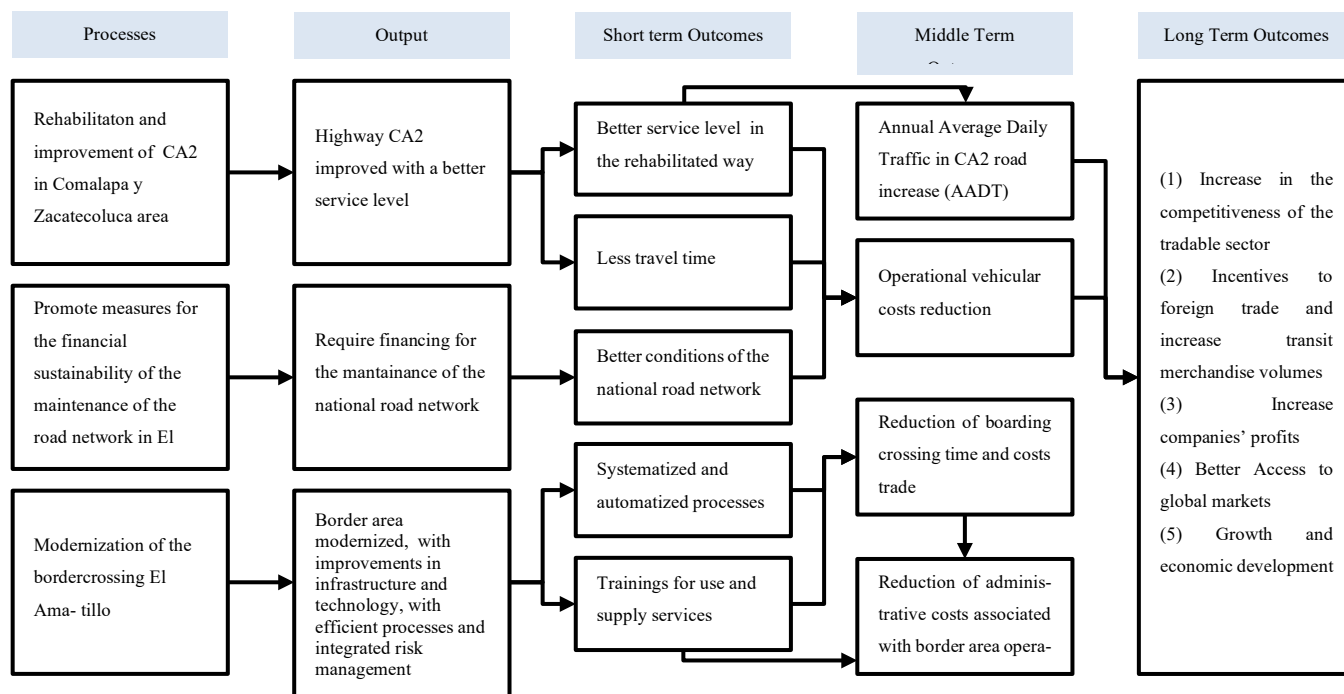


Figure A1-10. Logic framework for the Logistic Infrastructure Project



Annex 2. Indicator Documentation Table

ID	CI Code	Indicator Level	Indicator Name	Definition	Unit of Measure	Disaggregation	Primary Data Source	Responsible Party	Frequency of Reporting	Additional Information
Investment Climate Project										
INV-1		Outcome	Exports Adjusted	Value of Exports of goods and services adjusted using the exports price index	US Dollars		BCR	FOMILENIO II	Quarterly	The baseline for this indicator comes from July, August, September 2015 before the Compact entered into force
Regulatory Improvement Activity										
OMR-1		Output	Permanent institutionalization of the OMR	Permanent institutionalization of the OMR will be reported when the following three conditions are met: (1) the Law for Regulatory Improvement is approved, (2) the OMR is established by the Minister's Council as an independent entity of the Presidency and (3) assignation of OMR's Executive Director	Date		Administrative Documents of the OMR	FOMILENIO II	Once	
OMR-2		Process	Legal creation of the regulatory improvement institution (OMR) through Executive action	Date of creation of the OMR by an executive action	Date		Official Diary of El Salvador	FOMILENIO II	Once	
OMR-3		Process	Adoption of operation procedures by the OMR	Adoption of operation procedures by the OMR will be reported when the following three conditions are met: (1) Regulation of Law for Regulatory Improvement is issued, (2) Regulatory Improvement Implementation Tools Guidelines created (3) Measurement guidelines of administrative costs	Date		Administrative Documents of the OMR	FOMILENIO II	Once	
OMR-4		Process	Law for Regulatory Improvement Approved	The date in which the Law for Regulatory Improvement is approved	Date		Official Diary of El Salvador	FOMILENIO II	Once	
OMR-5		Process	Strategy for Regulatory Improvement Approved	The date in which the Strategy for Regulatory Improvement is approved by the Minister's Council	Date		Administrative Documents of the OMR	FOMILENIO II	Once	
Partnership Development Activity										
PD-1		Outcome	Committed private investment in partnerships development	Amount of US Dollars in committed private investments in partnerships either through a formal Private-Public Partnership (PPP) contract supported by the Project or due to El Salvador Investment Challenge (ESIC) according to signed investment agreements	US Dollars	Type of Investment (PPP, ESIC)	Administrative Documents	FOMILENIO II	Quarterly	
Partnership Development Activity, Public-Private Partnerships Sub-Activity										

ID	CI Code	Indicator Level	Indicator Name	Definition	Unit of Measure	Disaggregation	Primary Data Source	Responsible Party	Frequency of Reporting	Additional Information
PPP-1		Output	Competition in the Public-Private Partnership (PPP) awarding process	Number of bidders participating in the Public-Private Partnership (PPP) process	Number	PPP project (PPP1, PPP2, etc.)	Administrative Documents	FOMILENIO II	Quarterly	
PPP-2		Output	People trained on Public-Private Partnership (PPP) skills	People who have received training on PPPs funded by the Project	Number	Sex	Administrative Documents	FOMILENIO II	Quarterly	
PPP-3		Process	Signed Public-Private Partnership (PPP) contracts	Number of signed Public-Private Partnership (PPP) contracts supported by the Project	Number		Administrative Documents	FOMILENIO II	Quarterly	
Partnership Development Activity, EI Salvador Investment Challenge Sub-Activity										
ESIC-1		Outcome	Investment leverage from EI Salvador Investment Challenge according to investment agreements	Private to public investment ratio calculated as the US Dollars of private investment compared to US Dollars of public investment in the EI Salvador Investment Challenge project according to signed investment agreements	Ratio		Administrative Documents	FOMILENIO II	Quarterly	
ESIC-2		Outcome	Investment leverage from EI Salvador Investment Challenge of completed projects	Private to public investment ratio calculated as the US Dollars of private investment compared to US Dollars of public investment in the EI Salvador Investment Challenge completed projects	Ratio		Administrative Documents	FOMILENIO II	Quarterly	
ESIC-3		Outcome	Variation in the salaries at firms involved in EI Salvador Investment Challenge (ESIC)	Change in the value of the salaries reported in the payroll of firms supported by the EI Salvador Investment Challenge (ESIC)	US Dollars	Sex (Female/Male)	Administrative Documents	FOMILENIO II	Quarterly	
ESIC-4		Outcome	Salvadoran Social Security Institute (ISSS) affiliated	Number of people with formal employment contributing to Instituto Salvadoreño del Seguro Social (ISSS) reported in the payroll of firms supported by the EI Salvador Investment Challenge (ESIC)	Number	Sex	Administrative Documents	FOMILENIO II	Quarterly	
ESIC-5	R-9	Outcome	Roughness	The measure of the roughness of the road surface, in meters of height per kilometer of distance traveled	Meters per kilometer		MOP	FOMILENIO II	Other	
ESIC-6		Output	Completed projects under EI Salvador Investment Challenge (ESIC)	Number of projects (both public and private) completed under EI Salvador Investment Challenge (ESIC)	Number	Investment Type (Public, Private)	Administrative Documents	FOMILENIO II	Quarterly	
ESIC-7		Output	Value of the projects completed under EI Salvador investment Challenge (ESIC)	US Dollars value of the projects (both public and private) completed under EI Salvador Investment Challenge (ESIC)	US Dollars	Investment Type (Public, Private)	Administrative Documents	FOMILENIO II	Quarterly	
ESIC-8		Output	Investment agreements signed	Number of EI Salvador Investment Challenge (ESIC) investment agreements signed by FOMILENIO II	Number	Investment Type (Public, Private)	ESIC Investment Agreement	FOMILENIO II	Quarterly	
ESIC-9	AI-7	Output	Enterprises assisted	The number of enterprises; producer, processing, and marketing organizations; water users associations; trade and business associations; and community-based organizations receiving assistance	Number		Administrative documents	FOMILENIO II	Quarterly	

ID	CI Code	Indicator Level	Indicator Name	Definition	Unit of Measure	Disaggregation	Primary Data Source	Responsible Party	Frequency of Reporting	Additional Information
ESIC-10	WS-7	Output	Water points constructed	The number of non-networked, stand-alone water supply systems constructed, such as: protected dug wells, tube-wells/boreholes, protected natural springs and rainwater harvesting/catchment systems.	Number		Administrative documents	FOMILENIO II	Other	
ESIC-11		Output	Border Control Center completed	Completed construction of the control center, including improvement in buildings and infrastructure and process and technology improvement	Number		Administrative documents	FOMILENIO II	Once	
ESIC-12		Output	Wastewater Treatment Plant completed	Provision of wastewater solution, including civil works, equipment, collectors and the treatment plant construction	Number		Administrative documents	FOMILENIO II	Other	
ESIC-13		Process	Number of proposals received	The number of proposals that met the requirements established in the Investor Manual (s) to be considered for an El Salvador Investment Challenge (ESIC) Project	Number		Administrative Documents	FOMILENIO II	Quarterly	
ESIC-14		Process	Public investment committed for El Salvador Investment Challenge (ESIC) project	Total amount committed for the provision of public and semi-public goods, as stated in the signed agreement	US Dollars	Funding source (Government of El Salvador (GOES), MCC/FOMILENIO II)	Administrative Documents	FOMILENIO II	Quarterly	
ESIC-15		Outcome	Executed investment in partnerships through El Salvador Investment Challenge	Amount of US Dollars in executed private investments in partnerships through El Salvador Investment Challenge	US Dollars		Administrative Documents	FOMILENIO II	Other	
ESIC-16		Process	Number of resettled people	Number of people that have been resettled	Number	Sex	Administrative documents	FOMILENIO II	Quarterly	
ESIC-17		Process	Number of resettlement cases	Number of resettlement cases according to FOMILENIO II Resettlement Action Plan (RAP)	Number		Administrative documents	FOMILENIO II	Quarterly	
ESIC-18		Process	Total significant cost of managing resettlement	The total significant cost of managing resettlements. This includes all compensation (cash and in kind), managing and supervising resettlement related activities (excluding MCA Labor hour)	US Dollars		Administrative documents	FOMILENIO II	Quarterly	
ESIC-19	R-3	Process	Kilometers of roads under design	The length of roads in kilometers under design contracts. This includes designs for building new roads and reconstructing, rehabilitating, resurfacing or upgrading existing roads	Kilometers		Administrative documents	FOMILENIO II	Quarterly	
ESIC-20	R-6	Process	Kilometers of roads under works contracts	The length of roads in kilometers under works contracts for construction of new roads or reconstruction, rehabilitation, resurfacing or upgrading of existing roads	Kilometers		Administrative documents	FOMILENIO II	Quarterly	

ID	CI Code	Indicator Level	Indicator Name	Definition	Unit of Measure	Disaggregation	Primary Data Source	Responsible Party	Frequency of Reporting	Additional Information
ESIC-21	R-8	Output	Kilometers of roads completed	The length of roads in kilometers on which construction of new roads or reconstruction, rehabilitation, resurfacing or upgrading of existing roads is complete (certificates handed over and approved)	Kilometers		Administrative documents	FOMILENIO II	Quarterly	
ESIC-22	R-7	Process	Temporary employment generated in road construction	The number of people temporarily employed or contracted by MCA-contracted construction companies to work on construction of new roads or reconstruction, rehabilitation, resurfacing or upgrading of existing roads	Number	18 years and under Sex(Female, Male) 19-30 years Sex(Female, Male) 30+ years Sex(Female, Male)	Administrative documents	FOMILENIO II	Quarterly	
ESIC-23	R-5	Process	Percent disbursed of road construction contracts	The total amount of all signed construction contracts for new roads or reconstruction, rehabilitation, resurfacing or upgrading of existing roads disbursed divided by the total value of all signed contracts	Percentage		Administrative Documents	FOMILENIO II	Quarterly	
ESIC-24	R-5.1	Process	Value disbursed of road construction contracts	The amount disbursed of all signed construction contracts for new roads or reconstruction, rehabilitation, resurfacing or upgrading of existing roads using compact funds	US Dollars		Administrative Documents	FOMILENIO II	Quarterly	
ESIC-25	R-4	Process	Value of signed road construction contracts	The value of all signed construction contracts for new roads or reconstruction, rehabilitation, resurfacing or upgrading of existing roads using compact funds.	US Dollars		Administrative documents	FOMILENIO II	Quarterly	
Investment Climate Post Compact Indicators										
PC-OMR-1		Outcome	Administrative burdens (% of GDP)	Administrative burdens, percentage of Gross Domestic Product (GDP)	Percentage		Administrative documents of OMR	OMR	Annual	
PC-ESIC-1	R-10	Outcome	Average annual daily traffic	The average number and type of vehicles per day, averaged over different times (day and night) and over different seasons to arrive at an annualized daily average	Number		MOP	FOMILENIO II	Annual	
PC-ESIC-2	R-11	Outcome	Road traffic fatalities	The number of road traffic fatalities per year on roads constructed, rehabilitated or improved with MCC funding	Number		PNC	FOMILENIO II	Annual	

Human Capital Project										
Education Quality Activity, Strengthening the National Education System Sub-Activity										
ID	CI Code	Indicator Level	Indicator Name	Definition	Unit of Measure	Disaggregation	Primary Data Source	Responsible Party	Frequency of Reporting	Additional Information

ID	CI Code	Indicator Level	Indicator Name	Definition	Unit of Measure	Disaggregation	Primary Data Source	Responsible Party	Frequency of Reporting	Additional Information
EDU-1		Outcome	SIGES data is available to the public	Date on which the Ministry of Education, Science and Technology (MINEDUCYT) start making SIGES data and statistics available to the public (In accordance with the <i>Ley de Acceso a la Información Pública</i>)	Date		MINEDUCYT	FOMILENIO II	Once	
EDU-2	E-5	Output	Instructors trained	The number of classroom instructors who complete MCC-supported training focused on instructional quality, as defined by the compact training activity	Number	Sex (Female/Male) Teachers 1st to 6th grade Sex (Female/Male) 7th to 9th grade Sex (Female/Male) 10th to 11th general Sex (Female/Male) 10th to 12th technical Sex (Female/Male) Other levels Sex (Female/Male) Directors Sex (Female/Male) Specialists Sex (Female/Male) Workshop Instructors Sex (Female/Male) Others Sex (Female/Male)	Administrative documents	FOMILENIO II	Quarterly	Sex (Female/Male) will aggregate to the total. The breakdown for sex for each level below is saved in the back end ITT
EDU-3		Output	Normative framework for teacher continuous development approved	The first time that was applied the Normative framework for teacher continuous development	Date		Administrative document and copy of the approved framework	FOMILENIO II	Once	
EDU-4		Output	Sistema de Información para la Gestión educativa Salvadoreña (SIGES) completed	Date on which the Sistema de Información para la Gestión Educativa Salvadoreña (SIGES) is completed supported by FOMILENIO II	Date		Administrative documents	FOMILENIO II	Once	
EDU-5		Output	National Educational Evaluation Unit within MINEDUCYT established	Date on which the National Educational Evaluation Unit within MINEDUCYT is formally established	Date		Administrative documents	FOMILENIO II	Once	
EDU-6	E-3	Output	Legal, financial, and policy reforms adopted	The number of reforms adopted by the public sector attributable to compact support that increase the education sector's capacity to improve access, quality, and/or relevance of education at any level, from primary to post-secondary.	Number		Administrative documents	FOMILENIO II	Quarterly	

ID	CI Code	Indicator Level	Indicator Name	Definition	Unit of Measure	Disaggregation	Primary Data Source	Responsible Party	Frequency of Reporting	Additional Information
EDU-7		Output	People trained on the use of Sistema de Información para la Gestión Educativa Salvadoreña (SIGES)	Number of people trained to use Sistema de Información para la Gestión Educativa Salvadoreña (SIGES) during its implementation stage	Number	Sex (Female, Male)	Administrative documents	FOMILENIO II	Quarterly	
EDU-8		Process	Vocational technical (BTV) study plans approved	Number of approved study plans for vocational and technical baccalaureate (BTV)	Number		Administrative documents	FOMILENIO II	Quarterly	<p>There are 3 technical baccalaureates study plans with 11 courses (options do not overlap across technical baccalaureates).</p> <p>Industry and Innovation Technical Baccalaureate</p> <p>1.Mantenimiento eléctrico</p> <p>2.Servicios preventivos del vehículo</p> <p>3. Técnicas de confección textil</p> <p>4.Desarrollo de productos en madera</p> <p>Agribusiness</p> <p>1.Producción agropecuaria</p> <p>2.Procesamiento de lácteos</p> <p>3.Producción acuícola</p> <p>Service Industry</p> <p>1. Administración y mercadeo</p> <p>2. Turismo sostenible</p> <p>3. Elaboración de alimentos y bebidas</p> <p>4. Servicios hoteleros</p>
EDU-9		Process	Teacher technical study plan approved	Number of new (technical areas, socioemotional, <i>comunidades lectoras</i> , English, among others) and redesigned (academic areas and school management) teacher study plans	Number		Administrative documents	FOMILENIO II	Quarterly	
EDU-10		Process	Gender policy approved	Gender policy developed and approved by MINEDUCYT	Date		MINEDUCYT	FOMILENIO II	Once	
EDU-11		Process	Gender Unit of MINEDUCYT established	The Gender Unit of MINEDUCYT is established and functioning	Date		MINEDUCYT	FOMILENIO II	Once	
Education Quality Activity, Implementation of Full-Time Inclusive Model (SI-EITP) Sub-Activity										
SI-EITP-1		Outcome	Schools receiving funds for operation and maintenance	Number of FOMILENIO II-supported schools that receive MINEDUCYT funds for operation and maintenance	Number		MINEDUCYT	FOMILENIO II	Annual	
SI-EITP-2		Outcome	Dropout rate	Percentage of students who no longer attend a grade in a given year, according to MINEDUCYT Methodology	Percentage	1st Sex (Female/Male) 2nd Sex (Female/Male) 3rd Sex (Female/Male) 4th Sex (Female/Male) 5th Sex (Female/Male)	MINEDUCYT	FOMILENIO II	Annual	Base line comes from 2015, calculated by MINEDUCYT. The new target is calculated using simple difference from the original baseline and target and then apply the same rate to new baseline.

ID	CI Code	Indicator Level	Indicator Name	Definition	Unit of Measure	Disaggregation	Primary Data Source	Responsible Party	Frequency of Reporting	Additional Information
						6th Sex (Female/Male) 7th Sex (Female/Male) 8th Sex (Female/Male) 9th Sex (Female/Male) 10th General Sex (Female/Male) 10th Technical Sex (Female/Male) 11th Technical Sex (Female/Male)				
SI-EITP-3		Outcome	Repetition rate	The proportion of enrolled students in a grade during a given year who repeats that grade in the following year according to MINEDUCYT Methodology	Percentage	1th Sex (Female/Male) 2th Sex (Female/Male) 3th Sex (Female/Male) 4th Sex (Female/Male) 5th General Sex (Female/Male) 6th Sex (Female/Male) 7th Sex (Female/Male) 8th Sex (Female/Male) 9th Sex (Female/Male) 10th General Sex (Female/Male) 10th Technical Sex (Female/Male) 11th Technical Sex (Female/Male)	MINEDUCYT	FOMILENIO II	Annual	Base line comes from 2015, calculated by MINEDUCYT. The new target is calculated using simple difference from the original baseline and target and then apply the same rate to new baseline.

ID	CI Code	Indicator Level	Indicator Name	Definition	Unit of Measure	Disaggregation	Primary Data Source	Responsible Party	Frequency of Reporting	Additional Information
SI-EITP-4		Outcome	Promotion rate	Portion of students in a grade in the given year, who enroll in the next grade as new enrollment in the following year according to MINEDUCYT Methodology	Percentage	1th Sex (Female/Male) 2th Sex (Female/Male) 3th Sex (Female/Male) 4th Sex (Female/Male) 5th General Sex (Female/Male) 6th Sex (Female/Male) 7th Sex (Female/Male) 8th Sex (Female/Male) 9th Sex (Female/Male) 10th General Sex (Female/Male) 10th Technical Sex (Female/Male) 11th Technical Sex (Female/Male)	MINEDUCYT	FOMILENIO II	Annual	Base line comes from 2015, calculated by MINEDUCYT. The new target is calculated using simple difference from the original baseline and target and then apply the same rate to new baseline.
SI-EITP-5		Outcome	School Management Committees Strengthened	Number of School Management Committees (Comités Directivos Escolares) who received technical assistance from FOMILENIO II	Number		Administrative documents	FOMILENIO II	Quarterly	
SI-EITP-6	E-6	Outcome	Students participating in MCC-supported education activities	The number of students enrolled or participating in MCC-supported educational schooling programs.	Number	1th to 6th grade Sex (Female/Male) 7th to 9th grade Sex (Female/Male) 10th to 11th general Sex (Female/Male) 10th to 12th technical Sex (Female/Male) Other levels Sex (Female/Male)	MINEDUCYT	FOMILENIO II	Quarterly	For more information on the decomposition of the indicator please refer to the disaggregation proposal for common indicator E-6 November 2018. The more detailed decomposition will be available in the backend ITT.
SI-EITP-7		Outcome	Extended hours in schools under the full-time inclusive school model	Average number of weekly hours in the full-time inclusive schools offered in addition to the existing academic load	Hours		Implementing entities	FOMILENIO II	Quarterly	

ID	CI Code	Indicator Level	Indicator Name	Definition	Unit of Measure	Disaggregation	Primary Data Source	Responsible Party	Frequency of Reporting	Additional Information
SI-EITP-8	E-4	Output	Educational facilities constructed or rehabilitated	The number of educational facilities constructed or rehabilitated according to standards stipulated in MCA contracts signed with implementers.	Number		Administrative documents	FOMILENIO II	Quarterly	
SI-EITP-9		Output	Equipped educational facilities	Number of educational facilities that have received furniture, equipment, or teaching materials in support of the SI-EITP model	Number		Administrative documents	FOMILENIO II	Quarterly	
SI-EITP-10		Output	Schools belonging to the SI-EITP with general, technical and both (General and Technical) baccalaureate	Number of schools belonging to the SI-EITP with general, technical and both (General and Technical) which offers the new options supported by FOMILENIO II	Number	General, Technical, and Both (General and Technical)	Administrative documents	FOMILENIO II	Annual	
SI-EITP-11		Output	FOMILENIO II supported schools that use and record information in SIGES	Number of schools belonging to the SI-EITP supported by FOMILENIO II that use and record information in the new SIGES system	Number		MINEDUCYT	FOMILENIO II	Annual	
SI-EITP-12		Output	Schools in the Sistemas Integrados de Escuela Inclusiva de Tiempo Pleno (SI-EITP)	Number of school establishments that belong to the Sistemas Integrados de Escuela Inclusiva de Tiempo Pleno (SI-EITP)	Number		FOMILENIO II	FOMILENIO II	Quarterly	A list of schools will be available in the backend ITT
SI-EITP-13		Output	Technical assistants trained	Number of technical assistants trained with FOMILENIO II's support	Number	Sex (Female/Male)	Administrative documents	FOMILENIO II	Quarterly	This indicator cannot be added to instructors trained as it will cause double counting
SI-EITP-14		Output	New technical course options offered with each of the new technical baccalaureates	Number of new technical course options offered with each of the new technical baccalaureates in FOMILENIO II supported schools	Number		Administrative documents of the educational establishments	FOMILENIO II	Quarterly	The 11 courses correspond to the following technical baccalaureates (options do not overlap across technical baccalaureates). <u>Industry and Innovation</u> <u>Technical Baccalaureate</u> 1.Mantenimiento eléctrico 2.Servicios preventivos del vehículo 3. Técnicas de confección textil 4.Desarrollo de productos en madera <u>Agribusiness</u> 1.Producción agropecuaria 2.Procesamiento de lácteos 3.Producción acuícola <u>Service Industry</u> 1. Administración y mercadeo 2. Turismo sostenible 3. Elaboración de alimentos y bebidas 4. Servicios hoteleros
		Output	New technical course options offered with the general baccalaureate	Number of new technical course options offered with general	Number		Administrative documents of the	FOMILENIO II	Quarterly	

ID	CI Code	Indicator Level	Indicator Name	Definition	Unit of Measure	Disaggregation	Primary Data Source	Responsible Party	Frequency of Reporting	Additional Information
SI-EITP-15				baccalaureates in FOMILENIO II supported schools			educational establishments			Technical courses with general baccalaureates: 1. Operaciones logísticas aduaneras 2. Producción de derivados de la leche 3. Hortalizas orgánicas e hidropónicas 4. Comercialización de frutas, hortalizas y sus derivados 5. Promoción y cultura turística 6. Servicios de alojamiento 7. Turismo de aventura 8. Gastronomía
SI-EITP-16		Output	Schools with updated English curricula	Number of schools that update their English curricula with Compact support	Number		Administrative documents	FOMILENIO II	Quarterly	Target are the schools with 7-9th grades and the new technical and general baccalaureates supported by FOMILENIO II
SI-EITP-17		Output	Number of schools with updated Spanish Language curricula	Number of schools that update their Spanish Language curricula with Compact support	Number		Administrative documents	FOMILENIO II	Quarterly	Target are schools in the SI-EITP supported by FOMILENIO II
SI-EITP-18		Output	SI-EITP Management Councils created	Number of SI-EITP Management Councils (<i>Consejos Directivos de los Sistemas Integrados</i>) officially created	Number		Administrative documents	FOMILENIO II	Quarterly	
SI-EITP-19	E-1	Process	Value of signed educational facility construction, rehabilitation, and equipping contracts	The value of all signed construction contracts for educational facility construction, rehabilitation, or equipping (e.g., information technology, desks and chairs, electricity and lighting, water systems, latrines) using compact funds	US Dollars		Administrative documents	FOMILENIO II	Quarterly	
SI-EITP-20	E-2	Process	Percent disbursed of educational facility construction, rehabilitation, and equipping contracts	The total amount of all signed construction contracts for education facility works or equipping divided by the total value of all signed contracts	Percentage		Administrative documents	FOMILENIO II	Quarterly	
SI-EITP-21	E-2.1	Process	Value of disbursed educational facility construction, rehabilitation, and equipping contracts	The amount disbursed of all signed construction contracts for educational facility construction, rehabilitation, or equipping (e.g. information technology, desks and chairs, electricity and lighting, water systems, latrines) using compact funds.	US Dollars		Administrative documents	FOMILENIO II	Quarterly	
SI-EITP-22		Process	Educational systems in which instructors work in more than one school in the system	Number of educational systems supported by the Compact in which instructors work in more than one school in the system	Number		Implementing entities	FOMILENIO II	Quarterly	
SI-EITP-23		Process	Educational systems in which there is joint planning of educational activities across schools	Number of educational systems supported by the Compact in which there is joint planning of educational activities across schools	Number		Implementing entities	FOMILENIO II	Quarterly	

ID	CI Code	Indicator Level	Indicator Name	Definition	Unit of Measure	Disaggregation	Primary Data Source	Responsible Party	Frequency of Reporting	Additional Information
SI-EITP-24		Process	Educational systems in which students share resources across schools	Number of educational systems supported by the Compact in which students share resources across schools	Number		Implementing entities	FOMILENIO II	Quarterly	
SI-EITP-25		Process	Number of resettled people	Number of people that have been resettled	Number	Sex (Female/Male)	Administrative documents	FOMILENIO II	Quarterly	
SI-EITP-26		Process	Number of resettlement cases	Number of resettlement cases according to FOMILENIO II Resettlement Action Plan (RAP)	Number		Administrative documents	FOMILENIO II	Quarterly	
SI-EITP-27		Process	Total significant cost of managing resettlement	The total significant cost of managing resettlements. This includes all compensation (cash and in kind), managing and supervising resettlement related activities (excluding MCA Labor hour)	US Dollars		Administrative documents	FOMILENIO II	Quarterly	
SI-EITP-28		Process	Technical assistants hired	Technical assistants hired to complement the technical assistance necessary for the attention of the SI-EITP with FOMILENIO II's support	Number	Sex (Female/Male)	Administrative documents	FOMILENIO II	Quarterly	
GSI-1		Output	Teachers who completed training on non-sexist practices	Number of teachers from FOMILENIO II-supported SI-EITP that complete training in non-sexist practices (educación no sexista)	Number	Sex (Female/Male)	Implementing entities	FOMILENIO II	Quarterly	
GSI-2		Output	Action mechanisms on sexual violence incidents socialized	Number of FOMILENIO II's supported SI-EITP in which the action mechanisms on sexual violence incidents has been socialized	Number		Implementing entities	FOMILENIO II	Quarterly	
TVET System Reform Activity, Integrated Technical Education and Professional Training Sub-Activity										
TVET-1	E-3	Output	Legal, financial, and policy reforms adopted	The number of reforms adopted by the public sector attributable to compact support that increase the education sector's capacity to improve access, quality, and/or relevance of education at any level, from primary to post-secondary.	Number		Administrative documents	FOMILENIO II	Quarterly	
TVET-2		Output	National Competencies Certification Model designed	The date when the National Competency Certification Model is designed document is completed by FOMILENIO II	Date		Administrative documents	FOMILENIO II	Once	
TVET-3		Output	Labor competencies technical norms elaborated	Specialties areas with competencies and qualifications defined for the design of the curriculum and the establishment of certification criteria	Number		Administrative documents	FOMILENIO II	Quarterly	
TVET-4	E-5	Output	Instructors trained	The number of classroom instructors who complete MCC-supported training focused on instructional quality as defined by the compact training activity.	Number	Sex (Female/Male)	Administrative documents	FOMILENIO II	Quarterly	
TVET-5		Output	People certified with technical competencies	People who have received a certificate for technical skills demanded by the labor market	Number	Plastic Sex(Female/Male) Sugar Sex(Female/Male) Poultry Sex(Female/Male) Textiles	Administrative documents	FOMILENIO II	Quarterly	Sex (Female/Male) will aggregate to the total. The breakdown for sex for each level below is saved in the back end ITT

ID	CI Code	Indicator Level	Indicator Name	Definition	Unit of Measure	Disaggregation	Primary Data Source	Responsible Party	Frequency of Reporting	Additional Information
						Sex(Female/Male) Construction Sex(Female/Male) Tourism Sex(Female/Male) Coffee Sex(Female/Male) Micro Enterprise Sex(Female/Male) ICT Sex(Female/Male) Other Sex(Female/Male)				
TVET-6		Process	People enrolled in technical training	The number of people enrolled in FOMILENIO II-funded training courses (enrollment up to six weeks after the beginning of each course)	Number	Plastic Sex(Female/Male) Sugar Sex(Female/Male) Poultry Sex(Female/Male) Textiles Sex(Female/Male) Construction Sex(Female/Male) Tourism Sex(Female/Male) Coffee Sex(Female/Male) Micro Enterprise Sex(Female/Male) ICT Sex(Female/Male) Other Sex(Female/Male)	Administrative documents	FOMILENIO II	Quarterly	Sex (Female/Male) will aggregate to the total. The breakdown for sex for each level below is saved in the back end ITT
TVET-7		Output	People trained in technical competencies	The number of people that complete FOMILENIO II-funded training courses	Number	Plastic Sex(Female/Male) Sugar Sex(Female/Male) Poultry Sex(Female/Male) Textiles Sex(Female/Male) Construction Sex(Female/Male) Tourism Sex(Female/Male) Coffee Sex(Female/Male) Micro Enterprise Sex(Female/Male) ICT Sex(Female/Male) Other Sex(Female/Male)	Administrative documents	FOMILENIO II	Quarterly	Sex (Female/Male) will aggregate to the total. The breakdown for sex for each level below is saved in the back end ITT
TVET-8		Output	Training programs designed	The number of new competency-oriented training programs designed to meet sectorial training demands	Number		Administrative documents	FOMILENIO II	Quarterly	
TVET-9		Output	Sectorial committees board	The date of creation of the sectorial committee's board for Technical Education and Professional Training coordination	Date		Administrative documents	FOMILENIO II	Once	

ID	CI Code	Indicator Level	Indicator Name	Definition	Unit of Measure	Disaggregation	Primary Data Source	Responsible Party	Frequency of Reporting	Additional Information
TVET-10		Output	Technical Education and Professional Training Coordination Council established	The date when the Technical Education and Professional Training Coordination Council is formally established	Date		Administrative documents	FOMILENIO II	Once	
TVET-11		Output	Agreements for internships with the private sector	Number of formal agreements between the private sector and the Ministry of Education (MINEDUCYT) for internships aimed at the students of new technical course options baccalaureates (technical and general) supported by FOMILENIO II	Number		Administrative documents	FOMILENIO II	Quarterly	
TVET-12		Process	Proposal for a Technical Education and Professional Training coordination model developed	Proposal document for the Technical Education and Professional Training articulation (coordination) model validated and approved	Date		Administrative documents	FOMILENIO II	Once	
TVET System Reform Activity, Continuous Labor Demand Assessment										
TVET-13		Output	Indicators for Technical Education and Professional Training planning, monitoring and evaluation	Indicators for needs of Technical Education and Professional Training planning, monitoring and evaluation formulated	Date		Administrative documents	FOMILENIO II	Once	
TVET-14		Output	Roadmap for the creation of a national qualifications framework	Date on which the roadmap for the creation of a national qualifications framework is completed	Date		Administrative documents	FOMILENIO II	Once	
Human Capital Post Compact Indicators										
PC-SIEITP-1	E-7	Outcome	Graduates from MCC-supported education activities	The number of students graduating from the highest grade (General or Technical Baccalaureate) for that educational level in MCC-supported education schooling programs.	Number	General Sex (Female/Male) Technical baccalaureate Sex (Female/Male)	Evaluator and MINEDUCYT	Evaluator	Other	
PC-TVET-1	E-8	Outcome	Employed graduates of MCC-supported education activities	The number of MCC-supported training program graduates employed in their field of study within one year after graduation.	Number	General Sex (Female/Male) Technical baccalaureate Sex (Female/Male)	Evaluator and MINEDUCYT	Evaluator	Other	This indicator will be measured in Post Compact Reporting

Logistical Infrastructure Project										
ID	CI Code	Indicator Level	Indicator Name	Definition	Unit of measure	D				
LIP-1	R-9	Outcome	Roughness	The measure of the roughness of the road surface, in meters of height per kilometer of distance traveled	Meters per kilometer	Activity 1/Activity 2	MOP	FOMILENIO II	Other	Baseline comes from 2017

ID	CI Code	Indicator Level	Indicator Name	Definition	Unit of Measure	Disaggregation	Primary Data Source	Responsible Party	Frequency of Reporting	Additional Information
LIP-2		Output	Annual allocated road maintenance funding for FOVIAL	The total annual amount of US Dollars allocated for the Temporary and Alternate Scheme of Complementary Financing to the Road Conservation Fund (Regimen temporal y Alternativo de Financiamiento Complementario al Fondo de Conservación Vial)	US Dollars		FOVIAL	FOMILENIO II	Annual	Amount measured according to Legislative Decree No.736 on July 2017
LIP-3	R-8	Output	Kilometers of roads completed	The length of roads in kilometers on which construction of new roads or reconstruction, rehabilitation, resurfacing or upgrading of existing roads is complete (certificates handed over and approved)	Kilometers	Activity 1/Activity 2	Administrative documents	FOMILENIO II	Quarterly	
LIP-4	R-6	Process	Kilometers of roads under works contracts	The length of roads in kilometers under works contracts for construction of new roads or reconstruction, rehabilitation, resurfacing or upgrading of existing roads	Kilometers	Activity 1/Activity 2	Administrative documents	FOMILENIO II	Quarterly	
LIP-5		Process	Number of resettled people	Number of people that have been resettled	Number	Activity 1/Activity 2 Sex (Female, Male)	Administrative documents	FOMILENIO II	Quarterly	
LIP-6		Process	Number of resettlement cases	Number of resettlement cases according to FOMILENIO II Resettlement Action Plan (RAP)	Number	Activity 1/ Activity 2	Administrative documents	FOMILENIO II	Quarterly	
LIP-7		Process	Total significant cost of managing resettlement	The total significant cost of managing resettlements. This includes all compensation (cash and in kind),-managing and supervising resettlement related activities (excluding MCA Labor hour)	US Dollars	Activity 1/ Activity 2	Administrative documents	FOMILENIO II	Quarterly	
LIP-8	R-5	Process	Percent disbursed of road construction contracts	The total amount of all signed construction contracts for new roads or reconstruction, rehabilitation, resurfacing or upgrading of existing roads disbursed divided by the total value of all signed contracts	Percentage	Activity 1/Activity 2	Administrative Documents	FOMILENIO II	Quarterly	
LIP-9	R-5.1	Process	Value disbursed of road construction contracts	The amount disbursed of all signed construction contracts for new roads or reconstruction, rehabilitation, resurfacing or upgrading of existing roads using compact funds	US Dollars	Activity 1/Activity 2	Administrative Documents	FOMILENIO II	Quarterly	
LIP-10	R-4	Process	Value of signed road construction contracts	The value of all signed construction contracts for new roads or reconstruction, rehabilitation, resurfacing or upgrading of existing roads using compact funds.	US Dollars	Activity 1/Activity 2	Administrative documents	FOMILENIO II	Quarterly	

ID	CI Code	Indicator Level	Indicator Name	Definition	Unit of Measure	Disaggregation	Primary Data Source	Responsible Party	Frequency of Reporting	Additional Information
LIP-11	R-7	Process	Temporary employment generated in road construction	The number of people temporarily employed or contracted by MCA-contracted construction companies to work on construction of new roads or reconstruction, rehabilitation, resurfacing or upgrading of existing roads	Number	Activity 1/ Activity 2 18 years and under Sex(Female, Male) 19-30 years Sex(Female, Male) 30+ years Sex(Female, Male)	Administrative Documents	FOMILENIO II	Quarterly	
Border Crossing Infrastructure Activity										
LIP-BCI-1		Outcome	Number of import requests processed by the Single Window for International Trade (VUCE)	Number of specific authorizations for import requests received, processed and approved using the improved on-line VUCE system of the Central Reserve Bank of El Salvador	Number	Authorization Type (Online, Physical)	BCR	FOMILENIO II	Quarterly	
LIP-BCI-2		Outcome	Users utilizing Ventanilla Única de Comercio Exterior (VUCE)	Number of users utilizing the improved Ventanilla Única de Comercio Exterior (VUCE) supported by FOMILENIO II	Number		BCR	FOMILENIO II	Quarterly	
LIP-BCI-3		Output	Border Control Center completed	Completed construction of the control center (including one station), including buildings, internal access and connecting roads, parking areas, storm water drainage, potable water supply system, wastewater treatment plant, lighting, and other infrastructure components that may be necessary for the effective functioning of the control center	Number		Administrative documents	FOMILENIO II	Once	
Logistical Infrastructure Post Compact Indicators										
PC-LIP-1	R-10	Outcome	Average annual daily traffic	The average number and type of vehicles per day, averaged over different times (day and night) and over different seasons to arrive at an annualized daily average	Number	Activity 1-Segment 1, Activity 1-Segment 2, Activity 1-Segment 3 Activity 2	MOP	FOMILENIO II	Other	
PC-LIP-2	R-11	Outcome	Road traffic fatalities	The number of road traffic fatalities per year on roads constructed, rehabilitated or improved with MCC funding	Number	Activity 1/ Activity 2 Type of victim (pedestrian, vehicle passenger, merchant, bicyclist) Sex(Female/Male)	PNC	FOMILENIO II	Other	Baseline comes from 2016

ID	CI Code	Indicator Level	Indicator Name	Definition	Unit of Measure	Disaggregation	Primary Data Source	Responsible Party	Frequency of Reporting	Additional Information
PC-LIP-3		Output	Number of accidents	Average annual number of accidents in the roads improved and built	Number	Activity 1 Activity 2	PNC	FOMILENIO II	Other	Baseline is from 2016:
PC-LIP-4		Output	Average time to complete custom requirements for crossing the border	Average time measured from the vehicle arrival at customs first checkpoint to its release and permission to cross the Amatillo border	Hours		DGA	FOMILENIO II	Once	

Annex 3. Table of Indicator Baselines and Targets

ID	Indicator Level	Indicator Name	Unit of Measure	Indicator Classification	Baseline	Year 1	Year 2	Year 3	Year 4	Year 5	End of Compact Target
						Sept 2015-Sept 2016	Sept 2016-Sept 2017	Sept 2017-Sept 2018	Sept 2018-Sept 2019	Sept 2019-Sept 2020	
Investment Climate Project											
INV-1	Outcome	Exports Adjusted	US dollars	Level	1,203,870,796.02					No Target	No Target
Regulatory Improvement Activity											
OMR-1	Output	Permanent institutionalization of the OMR	Date	Date						8-Sep-20	8-Sep-20
OMR-2	Process	Legal creation of the regulatory improvement institution (OMR) through Executive action	Date	Date							
OMR-3	Process	Adoption of operation procedures by the OMR	Date	Date						31-Aug-20	31-Aug-20
OMR-4	Process	Law for Regulatory Improvement Approved	Date	Date							
OMR-5	Process	Strategy for Regulatory Improvement Approved	Date	Date						31-Aug-20	31-Aug-20
Partnership Development Activity											
PD-1	Outcome	Committed private investment in partnerships development	US dollars	Cumulative	0					307,000,000	307,000,000
Partnership Development Activity, Public-Private Partnerships Sub-Activity											
PPP-1	Output	Competition in the Public-Private Partnership (PPP) awarding process	Number	Cumulative	0					No Target	No Target
PPP-2	Output	People trained on Public-Private Partnership (APP) skills	Number	Cumulative	0					No Target	No Target
PPP-3	Process	Signed Public-Private Partnership (PPP) contracts	Number	Cumulative	0					2	2
Partnership Development Activity, El Salvador Investment Challenge Sub-Activity											

ID	Indicator Level	Indicator Name	Unit of Measure	Indicator Classification	Baseline	Year 1	Year 2	Year 3	Year 4	Year 5	End of Compact Target
						Sept 2015-Sept 2016	Sept 2016-Sept 2017	Sept 2017-Sept 2018	Sept 2018-Sept 2019	Sept 2019-Sept 2020	
ESIC-1	Outcome	Investment leverage from El Salvador Investment Challenge according to investment agreements	Ratio	Level	0					No Target	No Target
ESIC-2	Outcome	Investment leverage from El Salvador Investment Challenge of completed projects	Ratio	Level	0						
ESIC-3	Outcome	Variation in the salaries at firms involved in El Salvador Investment Challenge (ESIC)	US dollars	Level	0					No Target	No Target
ESIC-4	Outcome	Salvadoran Social Security Institute (ISSS) affiliated	Number	Level	0					No Target	No Target
ESIC-5	Outcome	Roughness	Meters per kilometer	Level						2.0	2.0
ESIC-6	Output	Completed projects under El Salvador Investment Challenge (ESIC)	Number	Cumulative	0					No Target	No Target
ESIC-7	Output	Value of the projects completed under El Salvador investment Challenge (ESIC)	US dollars	Cumulative	0					150,000,000	150,000,000
ESIC-8	Output	Investment agreements signed	Number	Cumulative	0					No Target	No Target
ESIC-9	Output	Enterprises assisted	Number	Cumulative	0					No Target	No Target
ESIC-10	Output	Water points constructed	Number	Cumulative	0					No Target	No Target
ESIC-11	Output	Border Control Center completed	Number	Cumulative	0						
ESIC-12	Output	Wastewater Treatment Plant completed	Number	Cumulative	0						
ESIC-13	Process	Number of proposals received	Number	Cumulative	0					No Target	No Target
ESIC-14	Process	Public investment committed for El Salvador Investment Challenge (ESIC) project	US dollars	Cumulative	0					Total 75,000,000	Total 75,000,000
										GOES 50,000,000	GOES 50,000,000
										MCC 25,000,000	MCC 25,000,000
ESIC-15	Outcome	Executed investment in partnerships through El Salvador Investment Challenge	US dollars	Cumulative	0					150,000,000	150,000,000
ESIC-16	Process	Number of resettled people	Number	Cumulative	0					No Target	No Target
ESIC-17	Process	Number of resettlement cases	Number	Cumulative	0					No Target	No Target
ESIC-18	Process	Total significant cost of managing resettlement	US dollars	Cumulative	0					No Target	No Target

ID	Indicator Level	Indicator Name	Unit of Measure	Indicator Classification	Baseline	Year 1	Year 2	Year 3	Year 4	Year 5	End of Compact Target
						Sept 2015-Sept 2016	Sept 2016-Sept 2017	Sept 2017-Sept 2018	Sept 2018-Sept 2019	Sept 2019-Sept 2020	
ESIC-19	Process	Kilometers of roads under design	Kilometers	Cumulative	0					10.08	10.08
ESIC-20	Process	Kilometers of roads under works contracts	Kilometers	Cumulative	0					10.08	10.08
ESIC-21	Output	Kilometers of roads completed	Kilometers	Cumulative	0					10.08	10.08
ESIC-22	Process	Temporary employment generated in road construction	Number	Cumulative	0					No target	No target
ESIC-23	Process	Percent disbursed of road construction contracts	Percentage	Level	0					100	100
ESIC-24	Process	Value disbursed of road construction contracts	US dollars	Cumulative	0					26,576,333	26,576,333
ESIC-25	Process	Value of signed road construction contracts	US dollars	Cumulative	0					26,576,333	26,576,333
Investment Climate Post Compact Indicators											
PC-OMR-1	Outcome	Administrative burdens (% of GDP)	Percentage	Level	1.16					No Target	No Target
PC-ESIC-1	Outcome	Average annual daily traffic	Number	Level							
PC-ESIC-2	Outcome	Road traffic fatalities	Number	Level							

Human Capital Project											
Education Quality Activity, Strengthening the National Education System Sub-Activity											
EDU-1	Outcome	SIGES data is available to the public	Date	Date						30-Nov-19	30-Nov-19
EDU-2	Output	Instructors trained	Number	Cumulative	0					2,700	2,700
					0 Male						
					0 Female						
					0 Teachers (1th to 6th grade)						
					0 Teachers (7th to 9th grade)						

ID	Indicator Level	Indicator Name	Unit of Measure	Indicator Classification	Baseline	Year 1	Year 2	Year 3	Year 4	Year 5	End of Compact Target
						Sept 2015-Sept 2016	Sept 2016-Sept 2017	Sept 2017-Sept 2018	Sept 2018-Sept 2019	Sept 2019-Sept 2020	
					0 Teachers (10th to 11th general)						
					0 Teachers (10th to 12th technical)						
					0 Other Levels						
					0 Directors						
					0 Specialist						
					0 Workshop Instructors						
					0 Other						
EDU-3	Output	Normative framework for teacher continuous development approved	Date	Date						No Target	No Target
EDU-4	Output	Sistema de Información para la Gestión educativa Salvadoreña (SIGES) completed	Date	Date						31-Dec-19	31-Dec-19
EDU-5	Output	National Educational Evaluation Unit within MINED established	Date	Date					30-Sep-19		30-Sep-19
EDU-6	Output	Legal, financial, and policy reforms adopted	Number	Cumulative	0					No Target	No Target
EDU-7	Output	People trained on the use of Sistema de Información para la Gestión Educativa Salvadoreña (SIGES)	Number	Cumulative	0					714	714
EDU-8	Process	Vocational technical (BTV) study plans approved	Number	Cumulative	0					3	3
EDU-9	Process	Teacher technical study plan approved	Number	Cumulative	0					7	7
EDU-10	Process	Gender policy approved	Date	Date							
EDU-11	Process	Gender Unit of MINED established	Date	Date							
Education Quality Activity, Implementation of Full-Time Inclusive Model Sub-Activity											

ID	Indicator Level	Indicator Name	Unit of Measure	Indicator Classification	Baseline	Year 1	Year 2	Year 3	Year 4	Year 5	End of Compact Target
						Sept 2015-Sept 2016	Sept 2016-Sept 2017	Sept 2017-Sept 2018	Sept 2018-Sept 2019	Sept 2019-Sept 2020	
SI-EITP-1	Outcome	Schools receiving funds for operation and maintenance	Number	Level	0					344	344
SI-EITP-2	Outcome	Dropout rate	Percentage	Level	17.4 1st grade					No Target	No Target
					21.1 2nd grade					No Target	No Target
					20.2 3rd grade					No Target	No Target
					19.2 4th grade					No Target	No Target
					16.9 5th grade					No Target	No Target
					25.8 6th grade					No Target	No Target
					19.0 7th grade					12	12
					15.4 8th grade					7.4	7.4
					33.0 9th grade					21	21
					35.8 10th grade - General					22.8	22.8
					24.1 10th grade - Technical					9.1	9.1
					12.9 11th grade - Technical					2.9	2.9
SI-EITP-3	Outcome	Repetition rate	Percentage	Level	10.5 1st grade					No Target	No Target
					6.7 2nd grade					No Target	No Target
					6.6 3rd grade					No Target	No Target
					7.3 4th grade					No Target	No Target
					5.1 5th grade					No Target	No Target

ID	Indicator Level	Indicator Name	Unit of Measure	Indicator Classification	Baseline	Year 1	Year 2	Year 3	Year 4	Year 5	End of Compact Target
						Sept 2015-Sept 2016	Sept 2016-Sept 2017	Sept 2017-Sept 2018	Sept 2018-Sept 2019	Sept 2019-Sept 2020	
					6.8 6th grade					No Target	No Target
					7.5 7th grade					4.5	4.5
					5.7 8th grade					3.7	3.7
					3.1 9th grade					2.1	2.1
					10.6 10th grade - General					7.6	7.6
					5.2 11th grade - General					3.2	3.2
					4.1 10th grade - Technical					1.1	1.1
					1.8 11th grade - Technical					No Target	No Target
					1.2 12th grade - Technical					0.2	0.2
SI-EITP-4	Outcome	Promotion rate	Percentage	Level	72.1 1st grade					No Target	No Target
					72.2 2nd grade					No Target	No Target
					73.1 3rd grade					No Target	No Target
					73.5 4th grade					No Target	No Target
					78.1 5th grade					No Target	No Target
					67.4 6th grade					No Target	No Target
					73.5 7th grade					No Target	No Target
					79.0 8th grade					No Target	No Target

ID	Indicator Level	Indicator Name	Unit of Measure	Indicator Classification	Baseline	Year 1	Year 2	Year 3	Year 4	Year 5	End of Compact Target
						Sept 2015-Sept 2016	Sept 2016-Sept 2017	Sept 2017-Sept 2018	Sept 2018-Sept 2019	Sept 2019-Sept 2020	
					64.0 9th grade					No Target	No Target
					53.6 10th grade - General					No Target	No Target
					71.7 10th grade - Technical					No Target	No Target
					85.3 11th grade - Technical					No Target	No Target
SI-EITP-5	Outcome	School Management Committees Strengthened	Number	Cumulative	0					344	344
SI-EITP-6	Outcome	Students participating in MCC-supported education activities	Number	Cumulative	0					74,000	74,000
					0 1st to 6th grade						
					0 7th to 9th grade						
					0 10th to 11th general						
					0 10th to 12th technical						
					0 Other Levels						
SI-EITP-7	Outcome	Extended hours in schools under the full-time inclusive school model	Hours	Level	0					15	15
SI-EITP-8	Output	Educational facilities constructed or rehabilitated	Number	Cumulative	0					45	45
SI-EITP-9	Output	Equipped educational facilities	Number	Cumulative	0					344	344
SI-EITP-10	Output	Schools belonging to the SI-EITP with general, technical and both (General and Technical) baccalaureate	Number	Level	0					45	45

ID	Indicator Level	Indicator Name	Unit of Measure	Indicator Classification	Baseline	Year 1	Year 2	Year 3	Year 4	Year 5	End of Compact Target
						Sept 2015-Sept 2016	Sept 2016-Sept 2017	Sept 2017-Sept 2018	Sept 2018-Sept 2019	Sept 2019-Sept 2020	
SI-EITP-11	Output	FOMILENIO II supported schools that use and record information in SIGES	Number	Level (Cumulative)	0					344	344
SI-EITP-12	Output	Schools in the Sistemas Integrados de Escuela Inclusiva de Tiempo Pleno (SI-EITP)	Number	Cumulative	0					344	344
SI-EITP-13	Output	Technical assistants trained	Number	Cumulative	0					340	340
SI-EITP-14	Output	New technical course options offered with each of the new technical baccalaureates	Number	Cumulative	0					11	11
SI-EITP-15	Output	New technical course options offered with the general baccalaureate	Number	Cumulative	0					8	8
SI-EITP-16	Output	Schools with updated English curricula	Number	Cumulative	0					201	201
SI-EITP-17	Output	Number of schools with updated Spanish Language curricula	Number	Cumulative	0					344	344
SI-EITP-18	Output	SI-EITP Management Councils created	Number	Cumulative	0					45	45
SI-EITP-19	Process	Value of signed educational facility construction, rehabilitation, and equipping contracts	US dollars	Cumulative	0					53,400,000	53,400,000
SI-EITP-20	Process	Percent disbursed of educational facility construction, rehabilitation, and equipping contracts	Percentage	Level	0					100	100
SI-EITP-21	Process	Value of disbursed educational facility construction, rehabilitation, and equipping contracts	US dollars	Cumulative	0					53,400,000	53,400,000
SI-EITP-22	Process	Educational systems in which instructors work in more than one school in the system	Number	Cumulative	0					45	45
SI-EITP-23	Process	Educational systems in which there is joint planning of educational activities across schools	Number	Cumulative	0					45	45
SI-EITP-24	Process	Educational systems in which students share resources across schools	Number	Cumulative	0					45	45
SI-EITP-25	Process	Number of resettled people	Number	Cumulative						No Target	No Target
SI-EITP-26	Process	Number of resettlement cases	Number	Cumulative						No Target	No Target
SI-EITP-27	Process	Total significant cost of managing resettlement	US dollars	Cumulative						No Target	No Target
SI-EITP-28	Process	Technical assistants hired	Number	Cumulative	0					30	30

ID	Indicator Level	Indicator Name	Unit of Measure	Indicator Classification	Baseline	Year 1	Year 2	Year 3	Year 4	Year 5	End of Compact Target
						Sept 2015-Sept 2016	Sept 2016-Sept 2017	Sept 2017-Sept 2018	Sept 2018-Sept 2019	Sept 2019-Sept 2020	
GSI-1	Output	Teachers who completed training on non-sexist practices	Number	cumulative	0					1400	1400
GSI-2	Output	Action mechanisms on sexual violence incidents socialized	Number	Cumulative	0					45	45
TVET System Reform Activity, Integrated Technical Education and Professional Training Sub-Activity											
TVET-1	Output	Legal, financial, and policy reforms adopted	Number	Cumulative	0					No Target	No Target
TVET-2	Output	National Competencies Certification Model designed	Date	Date						1-Aug-20	1-Aug-20
TVET-3	Output	Labor competencies technical norms elaborated	Number	Cumulative	0					27	27
TVET-4	Output	Instructors trained	Number	Cumulative	0					54	54
TVET-5	Output	People certified with technical competencies	Number	Cumulative	0					500	500
					0						
					Male						
					Female						
					Plastic						
					Sugar						
					Poultry						
					Textiles						
					Construction						
					Tourism						
					Coffee						
					Micro Enterprise						
					ICT						

ID	Indicator Level	Indicator Name	Unit of Measure	Indicator Classification	Baseline	Year 1	Year 2	Year 3	Year 4	Year 5	End of Compact Target
						Sept 2015-Sept 2016	Sept 2016-Sept 2017	Sept 2017-Sept 2018	Sept 2018-Sept 2019	Sept 2019-Sept 2020	
					0						
					Other						
TVET-6	Process	People enrolled in technical training	Number	Cumulative	0					500	500
					0						
					0						
					Male						
					0						
					Female						
					0						
					Plastic						
					0						
					Sugar						
					0						
					Poultry						
					0						
					Textiles						
					0						
					Construction						
					0						
					Tourism						
					0						
					Coffee						
					0						
					Micro Enterprise						
					0						
					ICT						
TVET-7	Output	People trained in technical competencies	Number	Cumulative	0					500	500
					0						
					Male						
					0						
					Female						
					0						
					Plastic						

ID	Indicator Level	Indicator Name	Unit of Measure	Indicator Classification	Baseline	Year 1	Year 2	Year 3	Year 4	Year 5	End of Compact Target
						Sept 2015-Sept 2016	Sept 2016-Sept 2017	Sept 2017-Sept 2018	Sept 2018-Sept 2019	Sept 2019-Sept 2020	
					0 Sugar						
					0 Poultry						
					0 Textiles						
					0 Construction						
					0 Tourism						
					0 Coffee						
					0 Micro Enterprise						
					0 ICT						
					0 Other						
TVET-8	Output	Training programs designed	Number	Cumulative	0				27	27	27
TVET-9	Output	Sectorial committees board	Date	Date					1-Dec-18		1-Dec-18
TVET-10	Output	Technical Education and Professional Training Coordination Council established	Date	Date					1-Dec-18		1-Dec-18
TVET-11	Output	Agreements for internships with the private sector	Number	Cumulative	0					34	34
TVET-12	Process	Proposal for a Technical Education and Professional Training coordination model developed	Number	Date						1-Dec-19	1-Dec-19
TVET System Reform Activity, Continuous Labor Demand Assessment											
TVET-13	Output	Indicators for Technical Education and Professional Training planning, monitoring and evaluation	Date	Date						1-Sep-20	1-Sep-20
TVET-14	Output	Roadmap for the creation of a national qualifications framework	Date	Date					1-Sep-19		1-Sep-19
Human Capital Post Compact Indicators											

ID	Indicator Level	Indicator Name	Unit of Measure	Indicator Classification	Baseline	Year 1	Year 2	Year 3	Year 4	Year 5	End of Compact Target
						Sept 2015-Sept 2016	Sept 2016-Sept 2017	Sept 2017-Sept 2018	Sept 2018-Sept 2019	Sept 2019-Sept 2020	
PC-SIEITP-1	Outcome	Graduates from MCC-supported education activities	Number	Cumulative	0	0					No Target
PC-TVET-1	Outcome	Employed graduates of MCC-supported education activities	Number	Cumulative	0	0					No Target

Logistical Infrastructure Project											
ID	Indicator Level	Indicator Name	Unit of Measure	Indicator Classification	Baseline	Year 1	Year 2	Year 3	Year 4	Year 5	End of Compact Target
						Sept 2015- Sept 2016	Sept 2016- Sept 2017	Sept 2017- Sept 2018	Sept 2018- Sept 2019	Sept 2018- Sept 2020	
LIP-1	Outcome	Roughness	Meters per kilometer	Level							
					2.6 Activity 1 (A1)					2.5	2.5
					6.7 Activity 2 (A2)					2.5	2.5
LIP-2	Output	Annual allocated road maintenance funding for FOVIAL	US dollars	Level	0						
LIP-3	Output	Kilometers of roads completed	Kilometers	Cumulative	0					32.9	32.9
LIP-4	Process	Kilometers of roads under works contracts	Kilometers	Cumulative	0					32.9	32.9
LIP-5	Process	Number of resettled people	Number	Cumulative	0					No Target	No Target
LIP-6	Process	Number of resettlement cases	Number	Cumulative	0					No Target	No Target
LIP-7	Process	Total significant cost of managing resettlement	US dollars	Cumulative	0					No Target	No Target
LIP-8	Process	Percent disbursed of road construction contracts	Percentage	Level	0					100	100
LIP-9	Process	Value disbursed of road construction contracts	US dollars	Cumulative	0					90,000,000	90,000,000
LIP-10	Process	Value of signed road construction contracts	US dollars	Cumulative	0					90,000,000	90,000,000
LIP-11	Process	Temporary employment generated in road construction	Number	Cumulative	0					424	424
Border Crossing Infrastructure Activity											
LIP-BCI-1	Outcome	Number of import requests processed by the Single Window for International Trade (VUCE)	Number	Level (Cumulative)						No Target	No Target
LIP-BCI-2	Outcome	Users utilizing Ventanilla Única de Comercio Exterior (VUCE)	Number	Cumulative	3,732.00					No Target	No Target

ID	Indicator Level	Indicator Name	Unit of Measure	Indicator Classification	Baseline	Year 1	Year 2	Year 3	Year 4	Year 5	End of Compact Target
						Sept 2015-Sept 2016	Sept 2016-Sept 2017	Sept 2017-Sept 2018	Sept 2018-Sept 2019	Sept 2019-Sept 2020	
LIP-BCI-3	Output	Border Control Center completed	Number	Cumulative	0					1	1
Post Compact Indicators											
PC-LIP-1	Outcome	Average annual daily traffic	Number	Level							
					12,517 A1-Segment 1					15,237	15,237
					8,967 A1-Segment 2					10,657	10,657
					6,204 A1-Segment 3					7,532	7,532
					3,255 A2					3,932	3,932
PC-LIP-2	Outcome	Road traffic fatalities	Number	Level	19					No Target	No Target
					8 Pedestrian					No Target	No Target
					6 Vehicle passengers					No Target	No Target
					2 Bicyclist					No Target	No Target
					3 Driver					No Target	No Target
					0 Other					No Target	No Target
PC-LIP-3	Output	Number of accidents	Number	Level	131					No Target	No Target
					125 Activity 1					No Target	No Target
					6 Activity 2					No Target	No Target
PC-LIP-4	Output	Average time to complete custom requirements for crossing the border	Hours	Level	6.1					0.51	0.51

Annex 4. Modification to the Monitoring and Evaluation Plan.

Modifications to the M&E Plan The following are changes which have occurred to the M&E framework since the signature of the Compact in May of 2012:

Investment Climate Project

<i>Exports, adjusted</i>		
Project:	Investment Climate	
02-25-2019	Change Description:	Name Change
	Justification:	Corrections to erroneous data
	Justification Description:	Name change from “Exports” to ‘Exports adjusted’. Since reported value are the exports deflated by the exports price index, not nominal exports. For this reason, "exports" can be misleading when compared to other exports figures published

Activity 1: Regulatory Improvement Activity

<i>Permanent institutionalization of the OMR</i>							
Project:	Investment Climate						
Activity:	Activity 1: Regulatory Improvement Activity						
02-25-2019	Change Description:	Add new indicator					
	Justification:	Existing indicators do not sufficiently meet adequacy criteria					
	Justification Description:	This indicator is clearly defining when the OMR entity has been established and what conditions must be met.					
03-Feb-2020	Change Description:	Definition Change					
	Justification:	Corrections to erroneous data					
	Justification Description:	Change to Definition from “” to “To be reported when the following three conditions are met: (1) the Law for Regulatory Improvement is approved, (2) the OMR is established by the Minister’s Council as an entity independent of the Presidency and (3) assignation of OMR’s Executive Director					
03-Feb-2020	Change Description:	Target Modification					
		Year 1	Year 2	Year 3	Year 4	Year 5	End of Compact
	Revised Targets	0	0	0	0	9/8/2020	9/8/2020
	Previous Targets	0	0	0	0	No Target	No Target
	Justification:	TBD replaced with target					

	Justification Description:	The OMR will need to be established permanently before the end of the Compact. This was included in the timeline.

<i>Administrative burdens (% of GDP)</i>		
Project:	Investment Climate	
Activity:	Activity 1: Regulatory Improvement Activity	
02-25-2019	Change Description:	Add new indicator
	Justification:	Existing indicators do not sufficiently meet adequacy criteria
	Justification Description:	This indicator follows the methodology that OMR will use to measure reduction in administrative cost from over regulation.
03-Feb-2020	Change Description:	Definition Change
	Justification:	Corrections to erroneous data
	Justification Description:	Definition change from “The reduction in percentage of the administrative costs (using the SIMPLIFICA Methodology) for institutions working with the OMR during the Compact” to “Administrative burdens, percentage of Gross Domestic Product (GDP)”
03-Feb-2020	Change Description:	Name Change
	Justification:	Corrections to erroneous data
	Justification Description:	Change from “ <i>Reduction of administrative costs generated by regulation</i> ” to “ <i>Administrative burdens (% of GDP)</i> ”

<i>Ease of obtaining construction permits</i>		
Project:	Investment Climate	
Activity:	Activity 1: Regulatory Improvement Activity	
02-25-2019	Change Description:	Add new indicator
	Justification:	Existing indicators do not sufficiently meet adequacy criteria
	Justification Description:	This indicator is replacing the indicator “Transparency of government policymaking”.
03-Feb-2020	Change Description:	Retire Indicator

	Justification:	Occurrence of exogenous factors
	Justification Description:	This indicator is no longer calculated on a regular basis.

<i>Burden of government regulation</i>		
Project:	Investment Climate	
Activity:	Activity 1: Regulatory Improvement Activity	
02-25-2019	Change Description:	Retire Indicator
	Justification:	Indicator has been added which is superior in measuring same variable
	Justification Description:	This indicator is no longer calculated by the World Economic Forum

<i>Transparency of government policymaking</i>		
Project:	Investment Climate	
Activity:	Activity 1: Regulatory Improvement Activity	
02-25-2019	Change Description:	Retire Indicator
	Justification:	Indicator has been added which is superior in measuring same variable
	Justification Description:	This indicator is considered irrelevant to monitor the OMR outcomes. It will be substituted by indicator Ease of obtaining construction permits.

<i>Net Saving as a result of the reforms</i>		
Project:	Investment Climate	
Activity:	Activity 1: Regulatory Improvement Activity	
02-25-2019	Change Description:	Retire Indicator
	Justification:	Indicator has been added which is superior in measuring same variable
	Justification Description:	This indicator is substituted by indicator Reduction of administrative costs generated by regulation in order to be consistent with the SIMPLIFICA methodology adopted by the OMR to assess the costs of regulation

<i>Legal creation of the regulatory improvement institution (OMR) through Executive action</i>		
Project:	Investment Climate	
Activity:	Activity 1: Regulatory Improvement Activity	

02-25-2019	Change Description:	Definition Change
	Justification:	Corrections to erroneous data
	Justification Description:	Definition change from “Date of creation of the OMR by law” to “Date of creation of the OMR by executive decree” this change allows for clarification on when the OMR was created.
02-25-2019	Change Description:	Name Change
	Justification:	Corrections to erroneous data
	Justification Description:	Change from “ <i>Legal creation of the regulatory improvement institution through action (OMR)</i> ” to “ <i>Legal creation of the regulatory improvement institution through Executive action (OMR)</i> ” this change allows for clarification on when the OMR was created.

Adoption of operation procedures by the OMR							
Project:	Investment Climate						
Activity:	Activity 1: Regulatory Improvement Activity						
03-Feb-2020	Change Description:	Definition Change					
	Justification:	Corrections to erroneous data					
	Justification Description:	Definition change from “Date on which OMR adopts the operations manual” to “To be reported when the following three conditions are met: (1) Regulation of Law for Regulatory Improvement is issued, (2) Regulatory Improvement Implementation Tools Guidelines created (3) Measurement guidelines of administrative costs”					
03-Feb-2020	Change Description:	Name Change					
	Justification:	Corrections to erroneous data					
	Justification Description:	Definition change from “Adoption of the operations manual by OMR” to “Adoption of operation <i>procedures by the OMR</i> ”					
03-Feb-2020	Change Description:	Target Modification					
		Year 1	Year 2	Year 3	Year 4	Year 5	End of Compact
	Revised Targets	0	0	0	0	8/30/2020 0	8/30/2020
	Previous Targets	0	0	0	0	No Target	No Target
	Justification:	TBD replaced with target					
	Justification Description:	This indicator is expected to be completed by the stated date in the workplan of the activity.					

--

<i>Reforms implemented</i>		
Project:	Investment Climate	
Activity:	Regulatory Improvement (OMR)	
12-14-2015	Change Description:	Retire Indicator
	Justification:	Indicator quality is poorer than initially thought when included in plan
	Justification Description:	The activity is focused on the creation of the regulatory improvement institution not on the realization of reform

<i>Law for Regulatory Improvement Approved</i>		
Project:	Investment Climate	
Activity:	Activity 1: Regulatory Improvement Activity	
02-25-2019	Change Description:	Add Indicator
	Justification:	Existing indicators do not sufficiently meet adequacy criteria
	Justification Description:	This indicator will capture the new law for regulatory improvement.

<i>Strategy for Regulatory Improvement Approved</i>							
Project:	Investment Climate						
Activity:	Activity 1: Regulatory Improvement Activity						
02-25-2019	Change Description:	Add Indicator					
	Justification:	Existing indicators do not sufficiently meet adequacy criteria					
	Justification Description:	This indicator will capture the new agreed upon strategy for regulatory improvement.					
03-Feb-2020	Change Description:	Target Modification					
		Year 1	Year 2	Year 3	Year 4	Year 5	End of Compact
	Revised Targets	0	0	0	0	8/31/2020 0	8/31/2020
	Previous Targets	0	0	0	0	No Target	No Target
	Justification:	TBD replaced with target					

	Justification Description:	This indicator is expected to be completed by the stated date in the workplan of the activity.

Activity 2: Partnership Development Activity

<i>Committed investment in partnerships</i>		
Project:	Investment Climate	
2-25-2019	Change Description:	Add an Indicator
	Justification:	Existing Indicators do not sufficiently meet adequacy criteria
	Justification Description:	This indicator replaces <i>Private investment in partnerships</i>
03-Feb-2020	Change Description:	Definition Change
	Justification:	Corrections to erroneous data
	Justification Description:	Definition change from “Amount of US Dollars in committed private investments in partnerships either through a formal PPP contract supported by the Project or due to El Salvador Investment Challenge” to “Amount of US Dollars in committed private investments in partnerships either through a formal Private-Public Partnership (PPP) contract supported by the Project or due to El Salvador Investment Challenge (ESIC) according to signed investment agreements”

Activity 2: Partnership Development Activity, Public-Private Partnerships

<i>Private investment in partnerships</i>		
Project:	Investment Climate	
Activity:	Activity 2: Partnership Development Activity, Public-Private Partnerships	
2-25-2019	Change Description:	Retire Indicator
	Justification:	Indicator has been added which is superior in measuring same variable
	Justification Description:	This indicator was split in two indicators: Committed investment in partnerships and Executed investment in partnerships

<i>Committed investment in partnerships</i>		
Project:	Investment Climate	
Activity:	Partnership Development Activity	
Sub-Activity	Public-Private Partnership	
03-Feb-2020	Change Description:	Retire Indicator
	Justification:	Indicator has been added which is superior in measuring same variable
	Justification Description:	This indicator is being replaced with the modified Committed private investment in partnerships development.

<i>Executed investment in partnerships</i>		
Project:	Investment Climate	
Activity:	Partnership Development Activity	
Sub-Activity	Public-Private Partnership	
03-Feb-2020	Change Description:	Retire Indicator
	Justification:	Cost of data collection for indicator outweighs usefulness
	Justification Description:	This indicator is being retired as the executed investment in PPPs cannot be deter MINEDUCYT from the private firm. The ESIC portion of this indicator is being captured by another indicator

Activity 2: Partnership Development Activity, El Salvador Investment Challenge

<i>Investment leverage from El Salvador Investment Challenge according to investment agreements</i>		
Project:	Investment Climate	
Activity:	Activity 2: Partnership Development Activity, El Salvador Investment Challenge	
03-Feb-2020	Change Description:	Name Change
	Justification:	Corrections to erroneous data
	Justification Description:	Name change from "Investment leverage from El Salvador Investment Challenge" to "Investment leverage from El Salvador Investment Challenge according to investment agreements"
03-Feb-2020	Change Description:	Definition Change
	Justification:	Corrections to erroneous data
	Justification Description:	Definition change from "Private to public investment ratio calculated as the US Dollars of private investment compared to US Dollars of public investment in the El Salvador Investment Challenge completed project" to "Private to public investment ratio calculated as the US Dollars of private investment compared to US Dollars of public investment in the El Salvador Investment Challenge project according to investment agreements"

--

Investment leverage from El Salvador Investment Challenge executed		
Project:	Investment Climate	
Activity:	Activity 2: Partnership Development Activity, El Salvador Investment Challenge	
03-Feb-2020	Change Description:	Add an Indicator
	Justification:	Existing Indicators do not sufficiently meet adequacy criteria
	Justification Description:	This indicator captures the actual dollar executed.

Variation in the salaries at firms involved in El Salvador Investment Challenge (ESIC)		
Project:	Investment Climate	
Activity:	Activity 2: Partnership Development Activity, El Salvador Investment Challenge	
03-Feb-2020	Change Description:	Name Change
	Justification:	Corrections to erroneous data
	Justification Description:	Name change from “Increase in the salaries at firms involved in ESIC” to “Variation in the salaries at firms involved in El Salvador Investment Challenge (ESIC)”

Executed investment in partnerships through El Salvador Investment Challenge		
Project:	Investment Climate	
Activity:	Activity 2: Partnership Development Activity, El Salvador Investment Challenge	
2-25-2019	Change Description:	Add an Indicator
	Justification:	Existing Indicators do not sufficiently meet adequacy criteria
	Justification Description:	This indicator replaces <i>Private investment in partnerships</i>
03-Feb-2020	Change Description:	Name Change
	Justification:	Corrections to erroneous data
	Justification Description:	Name change from “ <i>Executed investment in partnerships</i> ” to “Executed investment in partnerships through El Salvador Investment Challenge
03-Feb-2020	Change Description:	Definition
	Justification:	Corrections to erroneous data
	Justification Description:	Definition change from “Amount of US Dollars in executed private investments in partnerships either through a formal PPP contract supported

		by the Project or due to El Salvador Investment Challenge” to “Amount of US Dollars in executed private investments in partnerships through El Salvador Investment Challenge”					
03-Feb-2020	Change Description:	Disaggregation Modification					
	Change:	Previous			Revised		
		ESIC, PPP			None		
	Justification Description:	Removed PPP, as no longer included in the definition					
03-Feb-2020	Change Description:	Target Modification					
		Year 1	Year 2	Year 3	Year 4	Year 5	End of Compact
	Revised Targets	0	0	0	0	150,000,000	150,000,000
	Previous Targets	0	0	0	0	307,000,000	307,000,000
	Justification:	Corrections to erroneous data					
	Justification Description:	Removed the PPP amount					

<i>Salvadoran Social Security Institute (ISSS) affiliated</i>							
Project:	Investment Climate						
Activity:	Partnership Development Activity						
Sub Activity:	El Salvador Investment Challenge (ESIC).						
2-25-2019	Change Description:	Name Change					
	Justification:	Corrections to erroneous data					
	Justification Description:	Name change from “ISSS affiliated” to “Salvadoran Social Security Institute (ISSS) affiliated”					
03-Feb-2020	Change Description:	Definition Change					
	Justification:	Corrections to erroneous data					
	Justification Description:	Definition Change from “Number of people with formal employment under projects financed with ESIC funds contributing to Instituto Salvadoreno del Seguro Social (ISSS)” to “Number of people with formal employment contributing to Instituto Salvadoreno del Seguro Social (ISSS) reported in the payroll of firms supported by the El Salvador Investment Challenge (ESIC)”					

03-Feb-2020	Change Description:	Disaggregation Removed	
	Change:	Previous	Revised
		Grantee, Sex	Sex
	Justification Description:	The collection of Grantee data was not efficient and outweighs usefulness	

<i>Completed projects under El Salvador Investment Challenge (ESIC)</i>			
Project:	Investment Climate		
Activity:	Partnership Development Activity		
Sub Activity:	El Salvador Investment Challenge (ESIC).		
02-03-2020	Change Description:	Name change from “Completed projects under ESIC” to “Completed projects under El Salvador Investment Challenge (ESIC)”	
	Justification:	Corrections to erroneous data	
	Justification Description:	Change to clarify the name of the activity	
02-03-2020	Change Description:	Definition change from “Completed projects under ESIC” to “Completed projects under El Salvador Investment Challenge (ESIC)”	
	Justification:	Corrections to erroneous data	
	Justification Description:	Change to clarify the name of the activity	

<i>Value of the projects completed under El Salvador investment Challenge (ESIC)</i>			
Project:	Investment Climate		
Activity:	Partnership Development Activity		
Sub Activity:	El Salvador Investment Challenge (ESIC).		
02-03-2020	Change Description:	Name change from “Value of the projects completed under ESIC” to “ <i>Value of the projects completed under El Salvador investment Challenge (ESIC)</i> ”	
	Justification:	Corrections to erroneous data	
	Justification Description:	Change to clarify the name of the activity	
02-03-2020	Change Description:	Definition change from “US \$ value of the projects (both public and private) completed under ESIC” to “US Dollars value of the projects (both public and private) completed under El Salvador Investment Challenge (ESIC)”	
	Justification:	Corrections to erroneous data	

	Justification Description:	Change to clarify the name of the activity
--	-----------------------------------	--

Signed Letters of Intent		
Project:	Investment Climate	
Activity:	Partnership Development Activity	
Sub Activity:	El Salvador Investment Challenge (ESIC).	
12-14-2015	Change Description:	Name Change
	Justification:	Corrections to erroneous data
	Justification Description:	Name change from “Signed intention acts” “Signed Letters of Intent” to”
06-01-2018	Change Description:	Retire Indicator
	Justification:	Irrelevant due to change in Program, Project or Activity Scope
	Justification Description:	This indicator no longer is needed as the process to apply changed.

Signed investment agreements		
Project:	Investment Climate	
Activity:	Partnership Development Activity	
Sub Activity:	El Salvador Investment Challenge (ESIC).	
25-Feb-2019	Change Description:	Retire Indicator
	Justification:	Indicator has been added which is superior in measuring same variable
	Justification Description:	This indicator is being replaced by “Investment agreements signed and active”

Investment agreements signed		
Project:	Investment Climate	
Activity:	Partnership Development Activity	
Sub Activity:	El Salvador Investment Challenge (ESIC).	
25-Feb-2019	Change Description:	Add Indicator
	Justification:	Existing indicators do not sufficiently meet adequacy criteria
	Justification Description:	This indicator is replacing “Signed investment agreements”

02-03-2020	Change Description:	Definition change from “Number of ESIC investment agreements signed by FOMILENIO II.” to “Number of El Salvador Investment Challenge (ESIC) investment agreements signed by FOMILENIO II)”
	Justification:	Corrections to erroneous data
	Justification Description:	Change to clarify the definition

<i>Number of proposals received</i>		
Project:	Investment Climate	
Activity:	Partnership Development Activity	
Sub Activity:	El Salvador Investment Challenge (ESIC).	
25-Feb-2019	Change Description:	Add Indicator
	Justification:	Existing indicators do not sufficiently meet adequacy criteria
	Justification Description:	This indicator is replacing “Expressions of interest received in the call for ESIC projects”
02-03-2020	Change Description:	Definition change from “The number of proposals that met the requirements established in the Investor Manual (s) to be considered for an ESIC Project.” to “The number of proposals that met the requirements established in the Investor Manual (s) to be considered for an El Salvador Investment Challenge (ESIC) Project”
	Justification:	Corrections to erroneous data
	Justification Description:	Change to clarify the definition

<i>Expressions of interest received in the call for ESIC projects</i>		
Project:	Investment Climate	
Activity:	Partnership Development Activity	
Sub Activity:	El Salvador Investment Challenge (ESIC).	
25-Feb-2019	Change Description:	Retire Indicator
	Justification:	Indicator has been added which is superior in measuring same variable
	Justification Description:	This indicator is replaced by “ <i>Number of proposals received</i> ”

<i>Government of El Salvador budget committed to El Salvador Investment Challenge</i>	
Project:	Investment Climate

Activity:	Partnership Development Activity	
Sub Activity:	El Salvador Investment Challenge (ESIC).	
25-Feb-2019	Change Description:	Definition Change
	Justification:	Changes to erroneous data.
	Justification Description:	Definition Change from “US \$ committed by the Government of El Salvador to the El Salvador Investment Challenge” to “Total amount committed by the Government of El Salvador to the El Salvador Investment Challenge”
03-Feb-2020	Change Description:	Retire Indicator
	Justification:	Changes to erroneous data.
	Justification Description:	This indicator was combined with Public investment committed for ESIC project

Public investment committed for El Salvador Investment Challenge (ESIC) project		
Project:	Investment Climate	
Activity:	Partnership Development Activity	
Sub Activity:	El Salvador Investment Challenge (ESIC).	
25-Feb-2019	Change Description:	Definition Change
	Justification:	Changes to erroneous data.
	Justification Description:	Definition Change from “Total amount approved for the provision of public and semi-public goods” to “Total amount approved/committed for the provision of public and semi-public goods, as stated in the signed agreement”
03-Feb-2020	Change Description:	Name Change
	Justification:	Changes to erroneous data.
	Justification Description:	Definition Change from “Public investment approved/committed for ESIC project” to “Public investment committed for El Salvador Investment Challenge (ESIC) project”
03-Feb-2020	Change Description:	Definition Change
	Justification:	Changes to erroneous data.
	Justification Description:	Definition Change from “Total amount approved/committed for the provision of public and semi-public goods, as stated in the signed agreement” to “Total amount committed for the provision of public and semi-public goods, as stated in the signed agreement”
03-Feb-2020	Change	Disaggregation Modified

	Description:						
	Change:	Previous			Revised		
		None			GOES FOMILENIO II		
	Justification Description:	Allows for the separate funding streams to be tracked and reported					
03-Feb-2020	Change Description:	Target Modification					
		Year 1	Year 2	Year 3	Year 4	Year 5	End of Compact
	Revised Targets	0	0	0	0	\$50,000,000 GOES \$25,000,000 MCC	\$50,000,000 GOES \$25,000,000 MCC
	Previous Targets	0	0	0	0	No Target	No Target
	Justification:	Changes to erroneous data.					
	Justification Description:	The added disaggregation’s required targets					

Executed investment in partnerships through El Salvador Investment Challenge

Project:	Investment Climate	
Activity:	Partnership Development Activity	
Sub Activity:	El Salvador Investment Challenge (ESIC).	
03-Feb-2020	Change Description:	Definition Change
	Justification:	Changes to erroneous data.
	Justification Description:	Definition Change from “Amount of US Dollars in executed private investments in partnerships either through a formal PPP contract supported by the Project or due to El Salvador Investment Challenge” to “Amount of US Dollars in executed private investments in partnerships through El Salvador Investment Challenge”
03-Feb-2020	Change Description:	Name Change
	Justification:	Changes to erroneous data.
	Justification Description:	Definition Change from “ <i>Executed investment in partnerships</i> ” to Executed investment in partnerships through El Salvador Investment Challenge”

03-Feb-2020	Change Description:	Disaggregation Modified					
	Change:	Previous			Revised		
		PPP ECIS			None		
	Justification Description:	This indicator has been moved to the ESIC sub activity from PPP and will only measure ESIC					
03-Feb-2020	Change Description:	Target Modification					
		Year 1	Year 2	Year 3	Year 4	Year 5	End of Compact
	Revised Targets	0	0	0	0	\$150,000,000	\$150,000,000
	Previous Targets	0	0	0	0	\$307,000,000	\$307,000,000
	Justification:	Changes to erroneous data.					
	Justification Description:	The removing of the disaggregation and moving the indicator to the ESIC sub activity removed the PPP portion of the target					
Number of resettled people							
Project:	Investment Climate						
Activity:	Partnership Development Activity						
Sub Activity:	El Salvador Investment Challenge						
25-Feb-2019	Change Description:	Add Indicator					
	Justification:	Existing indicators do not sufficiently meet adequacy criteria					
	Justification Description:	This indicator is replacing Number of people in resettlements					
03-Feb-2020	Change Description:	Name Change					
	Justification:	Changes to erroneous data.					
	Justification Description:	Definition Change from “Number of people that receive compensation due to resettlements” to “Number of resettled people”					
03-Feb-2020	Change Description:	Definition Change					
	Justification:	Changes to erroneous data.					
	Justification Description:	Definition Change from “Number of people that receive compensation (in cash or in kind) due to resettlements (i.e. land acquisition, economic displacement or physical displacement)” to “Number of people that have been resettled”					
03-Feb-2020	Change Description:	Disaggregation Modified					

	Change:	Previous	Revised
		ESIC, PPP	Sex
	Justification Description:	This indicator will not be captured for PPP so the disagg will be removed	

<i>Value of compensation</i>		
Project:	Investment Climate	
Activity:	Partnership Development Activity	
Sub Activity:	El Salvador Investment Challenge	
25-Feb-2019	Change Description:	Add Indicator
	Justification:	Existing indicators do not sufficiently meet adequacy criteria
	Justification Description:	This indicator is needed to report resettlement activities.
03-Feb-2020	Change Description:	Retire Indicator
	Justification:	Unit of measure change
	Justification Description:	This indicator will be replaced with "Number of resettlement cases"

<i>Number of resettlement cases</i>		
Project:	Investment Climate	
Activity:	Partnership Development Activity	
Sub Activity:	El Salvador Investment Challenge	
03-Feb-2020	Change Description:	Add Indicator
	Justification:	Existing indicators do not sufficiently meet adequacy criteria
	Justification Description:	This indicator is needed to report resettlement activities.

<i>Total cost of managing resettlement</i>		
Project:	Investment Climate	
Activity:	Partnership Development Activity	
Sub Activity:	El Salvador Investment Challenge (ESIC)	
25-Feb-2019	Change Description:	Add Indicator
	Justification:	Existing indicators do not sufficiently meet adequacy criteria

	Justification Description:	This indicator is needed to report resettlement activities.	
03-Feb-2020	Change Description:	Disaggregation Modified	
	Change:	Previous	Revised
		ESIC, PPP	None
	Justification Description:	The PPP projects will not report on resettlement	

<i>Enterprises assisted</i>		
Project:	Investment Climate	
Activity:	Partnership Development Activity	
Sub Activity:	El Salvador Investment Challenge (ESIC).	
25-Feb-2019	Change Description:	Add Indicator
	Justification:	MCC requires new common indicator
	Justification Description:	MCC requires new common indicator

Water points constructed		
Project:	Investment Climate	
Activity:	Partnership Development Activity	
Sub Activity:	El Salvador Investment Challenge (ESIC).	
25-Feb-2019	Change Description:	Add Indicator
	Justification:	MCC requires new common indicator
	Justification Description:	MCC requires new common indicator

Kilometers of roads under design		
Project:	Investment Climate	
Activity:	Partnership Development Activity	
Sub Activity:	El Salvador Investment Challenge (ESIC).	
25-Feb-2019	Change Description:	Add Indicator
	Justification:	MCC requires new common indicator
	Justification Description:	MCC requires new common indicator

03-Feb-2020	Change Description:	Target Modification					
		Year 1	Year 2	Year 3	Year 4	Year 5	End of Compact
	Revised Targets	0	0	0	0	10.8	10.8
	Previous Targets	0	0	0	0	No Target	No Target
	Justification:	Work Plan Update					
	Justification Description:	Contract comes from the ESIC agreements					

<i>Kilometers of roads under works contracts</i>							
Project:	Investment Climate						
Activity:	Partnership Development Activity						
Sub Activity:	El Salvador Investment Challenge (ESIC).						
25-Feb-2019	Change Description:	Add Indicator					
	Justification:	MCC requires new common indicator					
	Justification Description:	MCC requires new common indicator					
03-Feb-2020	Change Description:	Target Modification					
		Year 1	Year 2	Year 3	Year 4	Year 5	End of Compact
	Revised Targets	0	0	0	0	10.8	10.8
	Previous Targets	0	0	0	0	No Target	No Target
	Justification:	Work Plan Update					
	Justification Description:	Target comes from the ESIC agreements					

<i>Kilometers of roads completed</i>							
Project:	Investment Climate						
Activity:	Partnership Development Activity						
Sub Activity:	El Salvador Investment Challenge (ESIC)						
25-Feb-2019	Change Description:	Add Indicator					
	Justification:	MCC requires new common indicator					

	Justification Description:	MCC requires new common indicator					
03-Feb-2020	Change Description:	Target Modification					
		Year 1	Year 2	Year 3	Year 4	Year 5	End of Compact
	Revised Targets	0	0	0	0	10.8	10.8
	Previous Targets	0	0	0	0	No Target	No Target
	Justification:	Work Plan Update					
	Justification Description:	Target aligns with contract value					

Temporary employment generated in road construction		
Project:	Investment Climate	
Activity:	Activity 2: Partnership Development Activity, El Salvador Investment Challenge	
Sub-Activity	El Salvador Investment Challenge (ESIC)	
03-Feb-2020	Change Description:	Add an Indicator
	Justification:	MCC requires new common indicator
	Justification Description:	MCC requires new common indicator

Percent disbursed of road construction contracts		
Project:	Investment Climate	
Activity:	Activity 2: Partnership Development Activity, El Salvador Investment Challenge	
Sub-Activity	El Salvador Investment Challenge (ESIC)	
03-Feb-2020	Change Description:	Add an Indicator
	Justification:	MCC requires new common indicator
	Justification Description:	MCC requires new common indicator

<i>Value disbursed of road construction contracts</i>							
Project:	Investment Climate						
Activity:	Activity 2: Partnership Development Activity, El Salvador Investment Challenge						

Sub-Activity	El Salvador Investment Challenge (ESIC)	
03-Feb-2020	Change Description:	Add an Indicator
	Justification:	MCC requires new common indicator
	Justification Description:	MCC requires new common indicator

<i>Value of signed road construction contracts</i>		
Project:	Investment Climate	
Activity:	Activity 2: Partnership Development Activity, El Salvador Investment Challenge	
Sub-Activity	El Salvador Investment Challenge (ESIC)	
03-Feb-2020	Change Description:	Add an Indicator
	Justification:	MCC requires new common indicator
	Justification Description:	MCC requires new common indicator

<i>Roughness</i>		
Project:	Investment Climate	
Activity:	Activity 2: Partnership Development Activity, El Salvador Investment Challenge	
Sub-Activity	El Salvador Investment Challenge (ESIC)	
03-Feb-2020	Change Description:	Add an Indicator
	Justification:	MCC requires new common indicator
	Justification Description:	MCC requires new common indicator

<i>Border Control Center completed</i>		
Project:	Investment Climate	
Activity:	Activity 2: Partnership Development Activity, El Salvador Investment Challenge	
Sub-Activity	El Salvador Investment Challenge (ESIC)	
03-Feb-2020	Change Description:	Add an Indicator
	Justification:	New issues emerged, suggesting importance of a new indicator
	Justification Description:	This indicator captures the completion of the Border Control Center, that is funded through ESIC.

<i>Wastewater Treatment Plant completed</i>		
Project:	Investment Climate	

Activity:	Activity 2: Partnership Development Activity, El Salvador Investment Challenge	
Sub-Activity	El Salvador Investment Challenge (ESIC)	
03-Feb-2020	Change Description:	Add an Indicator
	Justification:	New issues emerged, suggesting importance of a new indicator
	Justification Description:	This indicator captures the completion of the Wastewater treatment plant, that is funded through ESIC.

Human Capital Project:

Activity 1: Education Quality Activity, Strengthening the National Education System

SIGES data is available to the public		
Project:	Human Capital	
Activity:	Education Quality Activity	
25-Feb-2019	Change Description:	Add new Indicator
	Justification:	Existing indicators do not sufficiently meet adequacy criteria
	Justification Description:	This indicator captures when the SIGES data will be available to the public

Instructors Trained			
Project:	Human Capital		
Activity:	Education Quality Activity		
25-Feb-2019	Change Description:	Disaggregation Modification	
		Previous	Revised
		Sex, Grade Level (From 7° to 9°, and from 10° to 11° (general) and from 10° to 12° (technical))	Sex (Female/Male) Teachers 7th to 9th grade Sex (Female/Male) 10th to 11th general Sex (Female/Male) 10th to 12th technical Sex (Female/Male) Other levels Sex (Female/Male) Directors Sex (Female/Male) Specialists Sex (Female/Male) Workshop instructors

			Sex (Female/Male)					
			Others					
			Sex (Female/Male)					
	Justification Description:	The disaggregation classifies and represents the different trainings that will occur under the compact.						
25-Feb-2019	Change Description:	Target Modification						
		Year 1	Year 2	Year 3	Year 4	Year 5	End of Compact	
	Revised Targets	0	0	0	0	2700	2700	
	Previous Targets	0	0	0	0	TBD	TBD	
	Justification:	Work Plan update						
	Justification Description:	Reflecting the number of instructors that are expected to be trained						
03-Feb-2020	Change Description:	Disaggregation Modification						
	Change:	Previous			Revised			
		Sex (Female/Male)			Sex (Female/Male)			
		Teachers			Teachers			
		7th to 9th grade			1st to 6th grade			
		Sex (Female/Male)			Sex (Female/Male)			
		10th to 11th general			7th to 9th grade			
		Sex (Female/Male)			Sex (Female/Male)			
		10th to 12th technical			10th to 11th general			
		Sex (Female/Male)			Sex (Female/Male)			
		Other levels			10th to 12th technical			
		Sex (Female/Male)			Sex (Female/Male)			
		Directors			Other levels			
		Sex (Female/Male)			Sex (Female/Male)			
		Specialists			Directors			
		Sex (Female/Male)			Sex (Female/Male)			
		Workshop instructors			Specialists			
		Sex (Female/Male)			Sex (Female/Male)			
		Others			Workshop Instructors			
		Sex (Female/Male)			Sex (Female/Male)			
					Others			
					Sex (Female/Male)			
		Justification Description:	The addition of 1 st to 6 th grade teachers					

Legal, financial, and policy reforms adopted							
Project:	Human Capital						
Activity:	Education Quality Activity						
25-Feb-2019	Change Description:	Target Modification					
		Year 1	Year 2	Year 3	Year 4	Year 5	End of Compact
	Revised Targets	0	0	0	0	No Target	No target
	Previous Targets	0	0	0	0	TBD	TBD
	Justification:	Workplan update					
	Justification Description:	There was never a set plan on how many legal reforms would be passed during the compact negotiation.					

Normative framework for teacher continuous development applied							
Project:	Human Capital						
Activity:	Education Quality Activity						
Sub-Activity:							
25-Feb-2019	Change Description:	Name Change					
	Justification:	Corrections to erroneous data					
	Justification Description:	Name change from “Normative framework for teacher evaluation approved” to “Normative framework for teacher continuous development approved” to be consistent with Implementation Letter from August 7th, 2018.					
25-Feb-2019	Change Description:	Target Modification					
		Year 1	Year 2	Year 3	Year 4	Year 5	End of Compact
	Revised Targets	0	0	0	0	9/30/2019	9/30/2019
	Previous Targets	0	0	0	0	TBD	TBD
	Justification:	Work Plan update					
	Justification Description:	Reflecting the expected date this indicator will be completed					
03-Feb-2020	Change Description:	Name Change					
	Justification:	Corrections to erroneous data					
	Justification Description:	Name change from “Normative framework for teacher continuous development approved” to “Normative framework for teacher continuous					

		development applied”					
03-Feb-2020	Change Description:	Definition Change					
	Justification:	Corrections to erroneous data					
	Justification Description:	Definition change from “Date of approval of the Normative framework for teacher continuous development” to “The first time that was applied the Normative framework for teacher continuous development”					
03-Feb-2020	Change Description:	Target Modification					
		Year 1	Year 2	Year 3	Year 4	Year 5	End of Compact
	Revised Targets	0	0	0	0	No Target	No Target
	Previous Targets	0	0	0	0	9/30/2019	9/30/2019
	Justification:	Corrections to erroneous data					
	Justification Description:	The definition change of this indicator made the target no longer accurate so it was removed to reflect the more meaning full datapoint					

Sistema de Información para la Gestión educativa Salvadoreña (SIGES) implemented							
Project:	Human Capital						
Activity:	Education Quality Activity						
25-Feb-2019	Change Description:	Name Change					
	Justification:	Corrections to erroneous data					
	Justification Description:	Name change from “Program of measurement and use of national learning data” to “Sistema de Información para la Gestión 105ducative Salvadoreña (SIGES) implemented”					
25-Feb-2019	Change Description:	Definition Change					
	Justification:	Corrections to erroneous data					
	Justification Description:	Definition change from “Date of approval of the Program of measurement and use of national learning data” to “Date on which the Sistema de Información para la Gestión Educativa Salvadoreña (SIGES) is fully implemented and operational”					
25-Feb-2019	Change Description:	Target Modification					
		Year 1	Year 2	Year 3	Year 4	Year 5	End of Compact
	Revised Targets	0	0	0	0	12/31/2019	12/31/2019
	Previous Targets	0	0	0	0	TBD	TBD

	Justification:	Work Plan update
	Justification Description:	Reflecting the expected date this indicator will be completed
03-Feb-2020	Change Description:	Name Change
	Justification:	Corrections to erroneous data
	Justification Description:	Name change from “ <i>Sistema de Información para la Gestión educativa Salvadoreña (SIGES) implemented</i> ” to “Sistema de Información para la Gestión educativa Salvadoreña (SIGES) completed
03-Feb-2020	Change Description:	Definition Change
	Justification:	Corrections to erroneous data
	Justification Description:	Definition change from “Date on which the Sistema de Información para la Gestión Educativa Salvadoreña (SIGES) is fully implemented and operational” to “Date on which the Sistema de Información para la Gestión Educativa Salvadoreña (SIGES) is completed supported by FOMILENIO II”

National Educational Evaluation Unit within MINEDUCYT		
Project:	Human Capital	
Activity:	Education Quality Activity	
Sub-Activity:		
25-Feb-2019	Change Description:	Name Change
	Justification:	Corrections to erroneous data
	Justification Description:	Name change from “Establishment of the National Commission for Curriculum Development” to “ National Educational Evaluation Unit within MINEDUCYT” to be consistent with Implementation Letter from August 7 th , 2018
25-Feb-2019	Change Description:	Definition Change
	Justification:	Corrections to erroneous data
	Justification Description:	Definition change from “Date on establishment of the National Commission for Curriculum Evaluation ” to “Date on which the National Educational Evaluation Unit within MINEDUCYT is formally established” to be consistent with Implementation Letter from August 7 th , 2018
	Change Description:	Target Modification

25-Feb-2019		Year 1	Year 2	Year 3	Year 4	Year 5	End of Compact
	Revised Targets	0	0	0	0	09/30/2019	09/30/2019
	Previous Targets	0	0	0	0	TBD	TBD
	Justification:	Work Plan update					
	Justification Description:	Reflecting the expected date this indicator will be completed					

<i>People trained on the use of Sistema de Información para la Gestión Educativa Salvadoreña (SIGES)</i>		
Project:	Human Capital	
Activity:	Education Quality Activity	
Sub-Activity:	Strengthening the National Education System	
25-Feb-2019	Change Description:	Add Indicator
	Justification:	New Issues emerged, suggesting importance of a new indicator
	Justification Description:	The indicator will track the number of people trained in the new information system
03-Feb-2020	Change Description:	Name Change
	Justification:	Corrections to erroneous data
	Justification Description:	Name change from “People trained on the use of SIGES” to “People trained on the use of Sistema de Información para la Gestión Educativa Salvadoreña (SIGES)”
03-Feb-2020	Change Description:	Definition Change
	Justification:	Corrections to erroneous data
	Justification Description:	Definition change from “Number of people trained to use SIGES during its implementation stage” to “Number of people trained to use Sistema de Información para la Gestión Educativa Salvadoreña (SIGES) during its implementation stage”

<i>Vocational technical (BTV) study plans approved</i>		
Project:	Human Capital	
Activity:	Education Quality Activity	
Sub-Activity:	Strengthening the National Education System	
25-Feb-2019	Change Description:	Add Indicator
	Justification:	New Issues emerged, suggesting importance of a new indicator
	Justification Description:	The indicator will track the approved study plans for vocational and technical baccalaureate (BTV) and technical courses for General

		Baccalaureate					
03-Feb-2020	Change Description:	Target Modification					
		Year 1	Year 2	Year 3	Year 4	Year 5	End of Compact
	Revised Targets	0	0	0	0	3	3
	Previous Targets	0	0	0	0	No Target	No Target
	Justification:	Work Plan update					
	Justification Description:	There are 3 technical baccalaureates study plans with 11 courses (options do not overlap across technical baccalaureates).					
03-Feb-2020	Change Description:	Name Change					
	Justification:	Corrections to erroneous data					
	Justification Description:	Name change from “Vocational technical (BTV) study plans approved” to “Vocational technical (BTV) study plans approved”					
03-Feb-2020	Change Description:	Definition Change					
	Justification:	Corrections to erroneous data					
	Justification Description:	Definition change from “Number of approved study plans for vocational and technical baccalaureate (BTV)” to “Number of approved study plans for vocational and technical baccalaureate (BTV)”					

<i>Teacher technical study plan approved</i>							
Project:	Human Capital						
Activity:	Education Quality Activity						
Sub-Activity:	Strengthening the National Education System						
25-Feb-2019	Change Description:	Add Indicator					
	Justification:	New Issues emerged, suggesting importance of a new indicator					
	Justification Description:	The indicator will track the new and redesigned teacher study plans					
03-Feb-2020	Change Description:	Definition Change					
	Justification:	Corrections to erroneous data					
	Justification Description:	Definition change from “Number of new (technical areas, socioemotional, comunidades lectoras , English, among others) and redesigned (academic areas* and school management) teacher study plans” to “Number of new (technical areas, socioemotional, comunidades lectoras, English, among others) and redesigned (academic areas and school management) teacher study plans”					

03-Feb-2020	Change Description:	Target Modification					
		Year 1	Year 2	Year 3	Year 4	Year 5	End of Compact
	Revised Targets	0	0	0	0	7	7
	Previous Targets	0	0	0	0	No Target	No Target
	Justification:	Work Plan update					
	Justification Description:	Target matches the number of new study plans that will be designed and approved.					

Activity 1: Education Quality Activity, Implementation of Full-Time Inclusive Model Sub-Activity

<i>Schools receiving funds for operation and maintenance</i>							
Project:	Human Capital						
Activity:	Education Quality Activity						
Sub-Activity:	Implementation of Full-Time Inclusive Model Sub-Activity						
25-Feb-2019	Change Description:	Add Indicator					
	Justification:	New Issues emerged, suggesting importance of a new indicator					
	Justification Description:	This indicator is needed to track that funds are being allocated to maintain the schools and other infrastructure.					
03-Feb-2020	Change Description:	Target Modification					
		Year 1	Year 2	Year 3	Year 4	Year 5	End of Compact
	Revised Targets	0	0	0	0	344	344
	Previous Targets	0	0	0	0	349	349
	Justification:	Corrections to erroneous data					
	Justification Description:	The project aimed to work on 344 schools, The target should reflect the original amount.					

<i>Dropout rate in the SI-EITP</i>							
Project:	Human Capital						
Activity:	Education Quality Activity						
Sub-Activity:	Implementation of Full-Time Inclusive Model Sub-Activity						
25-Feb-2019	Change Description:	Baseline Modification					
	Change:	Previous			Revised		
		7°: 12 8°: 13 9°: 27 10° general: 23 11° general: 20 10° technical:			23.3 Grade 7°, 21.7 Grade 8°, 30.2, Grade 9°, 24 10° general, N/A. 11°		

		25 11° technical: 20 12° technical: 15		general , 21.1, 10° technical , 11 11° technical , N/A 12° technical			
	Justification Description:	Baseline was updated by the evaluators					
	Change Description:	Baseline change					
03-Feb-2020	Change Description	Name Change					
	Justification:	Corrections to erroneous data					
	Justification Description:	Name Change from “Dropout rate in the SI-EITP” to “Dropout rate”					
03-Feb-2020	Change Description:	Definition Change					
	Justification:	Corrections to erroneous data					
	Justification Description:	Definition Change from “Number of students who no longer attend school in the following year over the total enrollment of the year in a given grade” to “Percentage of students who no longer attend a grade in a given year, according to MINEDUCYT Methodology”					
03-Feb-2020	Change Description:	Baseline Modification					
	Change:	Previous		Revised			
		23.3 Grade 7°, 21.7 Grade 8° , 30.2, Grade 9° , 24 10° general , N/A. 11° general , 21.1, 10° technical , 11 11° technical , N/A 12° technical		17.4 1st grade, 21.1 2nd grade, 20.2 3 rd grade, 19.2 4 th grade, 16.9 5 th grade, 25.8 6 th grade, 19.0 7 th grade, 15.4 8 th grade, 33 9 th grade, 35.8 10 th grade-general, 24.1 10 th grade-Technical, 12.9 11 th grade			
	Justification Description:	Change maintains integrity of ERR					
	Change Description:	Baseline change to align with more accurate data provided by the new SIGAS system, The previous baseline for the evaluations is only for treatment and control schools which does not reflect the correct rates.					
03-Feb-2020	Change Description:	Target Modification					
		Year 1	Year 2	Year 3	Year 4	Year 5	End of Compact
	Revised Targets	0	0	0	0	12 7 th grade, 7.4 8 th grade, 21.0 9 th grade, 22.8 10 th	12 7 th grade, 7.4 8 th grade, 21.0 9 th grade, 22.8 10 th

						grade-general, 9.1 10 th grade- Technical, 2.9 11 th grade- technical	grade-general, 9.1 10 th grade- Technical, 2.9 11 th grade- technical
	Previous Targets	0		0	0	23.3 Grade 7°, 21.7 Grade 8°, 30.2, Grade 9°, 24 10° general , N/A. 11° general , 21.1, 10° technical , 11 11° technical , N/A 12° technical	23.3 Grade 7°, 21.7 Grade 8°, 30.2, Grade 9° , 24 10° general , N/A. 11° general , 21.1, 10° technical , 11 11° technical , N/A 12° technical
	Justification:	Change maintains integrity of ERR					
	Justification Description:	Target was adjusted calculated simple difference from the original baseline and target and then apply the same rate to new baseline.					

03-Feb-2020	Change Description:	Disaggregation Modification	
	Change:	Previous	Revised
		6th Sex (Female/Male) 7th Sex (Female/Male) 8th Sex (Female/Male) 9th Sex (Female/Male) 10th General Sex (Female/Male) 10th Technical Sex (Female/Male) 11th Technical Sex (Female/Male)	1st Sex (Female/Male) 2nd Sex (Female/Male) 3rd Sex (Female/Male) 4th Sex (Female/Male) 5th Sex (Female/Male) 6th Sex (Female/Male) 7th Sex (Female/Male) 8th Sex (Female/Male) 9th Sex (Female/Male) 10th General Sex (Female/Male) 10th Technical Sex (Female/Male) 11th Technical Sex (Female/Male)
		Justification Description: New disaggregation's captures the rates from 1 st to 6 th grade and is available through SIGES.	

Repetition rate							
Project:	Human Capital						
Activity:	Education Quality Activity						
Sub-Activity:	Implementation of Full-Time Inclusive Model Sub-Activity						
12-14-2015	Change Description:	Definition Change					
	Justification:	Corrections to erroneous data					
	Justification Description:	Definition Change from “Number of repeating students enrolled in a grade in a deterMINEDUCYT year divided by the total enrollment of the year in a given grade.” to “Number of students who repeat a grade in a given year divided by the total enrollment in that grade in the same year”					
25-Feb-2019	Change Description:	Baseline Modification					
	Change:	Previous		Revised			
		7°: 6 8°: 4 9°: 2 10° general: 6 11° general: 4 10° technical: 6 11° technical: 4 12° technical: 2		4.9 Grade 7°, 3.8 Grade 8°, 1.4 Grade 9°, 3.7 10° general , .6 11° general , 5.6 10° technical , 2.5 11° technical, .7 12° technical			
	Justification Description:	Baseline was updated by the evaluators					
	Change Description:	Baseline change					
	Change Description:	Baseline Modification					
	Change:	Previous		Revised			
		4.9 Grade 7°, 3.8 Grade 8°, 1.4 Grade 9°, 3.7 10° general , .6 11° general, 5.6 10° technical , 2.5 11° technical, .7 12° technical		10.5 1st grade, 6.7 2nd grade, 6.6 3rd grade, 7.3 4th grade, 5.1 5th grade, 6.8 6th grade, 7.5 7th grade, 5.7 8th grade, 3.1 9th grade, 10.6 10th grade – General, 5.2 11th grade – General, 4.1 10th grade – Technical, 1.8 11th grade – Technical, 1.2 12th grade - Technical			
	Justification Description:	Change maintains integrity of ERR					
Change Description:	Baseline change to align with more accurate data provided by the new SIGAS system, The previous baseline for the evaluations is only for treatment and control schools which does not reflect the correct rates.						
	Change Description:	Target Modification					
		Year 1	Year 2	Year 3	Year 4	Year 5	End of Compact

	Revised Targets					4.5 7th grade, 3.7 8th grade, 2.1 9th grade, 7.6 10th grade – General, 3.2 11th grade – General, 1.1 10th grade – Technical, No Target 11th grade – Technical, .2 12th grade - Technical	4.5 7th grade, 3.7 8th grade, 2.1 9th grade, 7.6 10th grade – General, 3.2 11th grade – General, 1.1 10th grade – Technical, No Target 11th grade – Technical, .2 12th grade - Technical
	Previous Targets					3 Grade 7°, 2 Grade 8°, 1 Grade 9°, 3 10° general, 2 11° general, 3 10° technical, 2 11° technical, 1 12° technical	3 Grade 7°, 2 Grade 8°, 1 Grade 9°, 3 10° general, 2 11° general, 3 10° technical, 2 11° technical, 1 12° technical
	Justification:	Change maintains integrity of ERR					
	Justification Description:	Target was adjusted calculated simple difference from the original baseline and target and then apply the same rate to new baseline.					
03-Feb-2020	Change Description:	Disaggregation Modification					
	Change:	Previous			Revised		
		6th Sex (Female/Male) 7th Sex (Female/Male) 8th Sex (Female/Male) 9th Sex (Female/Male) 10th General Sex (Female/Male) 10th Technical Sex (Female/Male) 11th Technical Sex (Female/Male)			1st Sex (Female/Male) 2st Sex (Female/Male) 3rd Sex (Female/Male) 4th Sex (Female/Male) 5th Sex (Female/Male) 6th Sex (Female/Male) 7th Sex (Female/Male) 8th Sex (Female/Male) 9th Sex (Female/Male)		

			10th General Sex (Female/Male) 10th Technical Sex (Female/Male) 11th Technical Sex (Female/Male)
	Justification Description:	New disaggregation's captures the rates from 1 st to 6 th grade and is available through SIGES.	
03-Feb-2020	Change Description:	Definition Change	
	Justification:	Corrections to erroneous data	
	Justification Description:	Definition Change from "Number of students who repeat a grade in a given year divided by the total enrollment in that grade in the same year" to "The proportion of enrolled students in a grade during a given year who repeats that grade in the following year according to MINEDUCYT Methodology"	
03-Feb-2020	Change Description:	Name Change	
	Justification:	Corrections to erroneous data	
	Justification Description:	Name Change from "Repetition rate in the SI-EITP" to "Repetition rate"	

Promotion rate			
Project:	Human Capital		
Activity:	Education Quality Activity		
Sub-Activity:	Implementation of Full-Time Inclusive Model Sub-Activity		
12-14-2015	Change Description:	Definition Change	
	Justification:	Corrections to erroneous data	
	Justification Description:	"Number of passing students divided by the total number of students completing a given school year within the full-time inclusive school model - in grades 7 - 9; 10 - 11 General; 10 - 12 Technical school" to "Number of passing students divided by the total number of students who completed the school year within the full-time inclusive school model - in grades 7-9; 10-11 General; 10-12 Technical"	
25-Feb-2019	Change Description:	Baseline Modification	
	Change:	Previous	Revised
		TBD	71.8 Grade 7°, 74.5 Grade 8°, 69.8 Grade 9°, 77.7 10° general, 89.3 11° general , 78.7 10° technical , 88.7 11° technical, 96.1 12° technical
		Justification Description: Baseline was updated by the evaluator	

	Change Description:	Baseline change					
25-Feb-2019	Change Description:	Target Modification					
		Year 1	Year 2	Year 3	Year 4	Year 5	End of Compact
	Revised Targets	0	0	0	0	No Target	No Target
	Previous Targets	0	0	0	0	TBD	TBD
	Justification:	Work Plan update					
	Justification Description:	The target was not able to be calculated based on the interventions of the project.					
	Change Description:	Baseline Modification					
	Change:	Previous			Revised		
		71.8 Grade 7°, 74.5 Grade 8°, 69.8 Grade 9°, 77.7 10° general, 89.3 11° general , 78.7 10° technical , 88.7 11° technical, 96.1 12° technical			72.1 1st grade, 72.2 2nd grade, 73.1 3rd grade, 73.5 4th grade, 78.1 5th grade, 67.4 6th grade, 73.5 7th grade, 79.0 8th grade, 64.0 9th grade, 53.6 10th grade – General, 71.7 10th grade – Technical, 85.3 11th grade – Technical		
	Justification Description:	Corrections to erroneous data					
	Change Description:	Baseline change to align with more accurate data provided by the new SIGAS system, The previous baseline for the evaluations is only for treatment and control schools which does not reflect the correct rates.					
03-Feb-2020	Change Description:	Disaggregation Modification					
	Change:	Previous			Revised		
		6th Sex (Female/Male) 7th Sex (Female/Male) 8th Sex (Female/Male) 9th Sex (Female/Male) 10th General Sex (Female/Male) 10th Technical Sex (Female/Male) 11th Technical Sex (Female/Male)			1st Sex (Female/Male) 2nd Sex (Female/Male) 3rd Sex (Female/Male) 4th Sex (Female/Male) 5th Sex (Female/Male) 6th Sex (Female/Male) 7th Sex (Female/Male) 8th Sex (Female/Male) 9th		

			Sex (Female/Male) 10th General Sex (Female/Male) 10th Technical Sex (Female/Male) 11th Technical Sex (Female/Male)
	Justification Description:	New disaggregation's captures the rates from 1 st to 6 th grade and is available through SIGES.	
03-Feb-2020	Change Description:	Definition Change	
	Justification:	Corrections to erroneous data	
	Justification Description:	Definition Change from "Number of passing students divided by the total number of students who completed the school year within the full-time inclusive school model - in grades 7-9; 10-11 General; 10-12 Technical" to "Portion of students in a grade in the given year, who enroll in the next grade as new enrollment in the following year according to MINEDUCYT Methodology"	
03-Feb-2020	Change Description:	Name Change	
	Justification:	Corrections to erroneous data	
	Justification Description:	Name Change from "Promotion rate in the SI-EITP" to "Promotion rate"	

<i>School Management Committees Strengthened</i>							
Project:	Human Capital						
Activity:	Education Quality Activity						
Sub-Activity:	Implementation of Full-Time Inclusive Model Sub-Activity						
25-Feb-2019	Change Description:	Name Change					
	Justification:	Corrections to erroneous data					
	Justification Description:	Name change from "School Management Committees Functioning" to "School Management Committees Strengthened"					
25-Feb-2019	Change Description:	Definition Change					
	Justification:	Corrections to erroneous data					
	Justification Description:	Definition change from "Number of School Management Committees functioning in intervened full-time inclusive schools" to "Number of School Management Committees (Comités Directivos Escolares) who received technical assistance from FOMILENIO"					
03-Feb-2020	Change Description:	Target Modification					
		Year 1	Year 2	Year 3	Year	Year 5	End of

					4		Compact
	Revised Targets	0	0	0	0	344	344
	Previous Targets	0	0	0	0	349	349
	Justification:	Corrections to erroneous data					
	Justification Description:	The program originally intended to create 344 not 349 school management committees. This target is being aligned to address this fact.					

Students participating in MCC-supported education activities							
Project:	Human Capital						
Activity:	Education Quality Activity						
Sub-Activity:	Implementation of Full-Time Inclusive Model Sub-Activity						
03-Feb-2020	Change Description:	Disaggregation Modification					
	Change:	Previous			Revised		
		7th to 9th grade general (by Sex) 10th to 11th general (by Sex) 10th to 12th technical (by Sex)			Pre-school to 6th grade (by Sex) 7th to 9th grade (by Sex) 10th to 11th general (by Sex) 10th to 12th technical (by Sex) Other levels (by sex)		
	Justification Description:						
03-Feb-2020	Change Description:	Target Modification					
		Year 1	Year 2	Year 3	Year 4	Year 5	End of Compact
	Revised Targets	0	0	0	0	74000	74000
	Previous Targets	0	0	0	0	65000	65000
	Justification:						
	Justification Description:	Using the new SIGAS data we were able to calculate the amount of students that are in the project area. The 65,000 was calculated incorrectly with data that was missing.					

<i>Number of schools in the SI-EITP</i>			
Project:	Human Capital		
Activity:	Education Quality Activity		
Sub-Activity:	Implementation of Full-Time Inclusive Model Sub-Activity		
25-Feb-2019	Change Description:	Disaggregation Modification	
	Change:	Previous	
		Grade Level (From kindergarten	No Disaggregation

		to 6°, from 7° to 9°, and from 10° to 11° (general) and 10° to 12° (technical))	
	Justification Description:	Disaggregation does not add any value to this indicator for reporting purposes. The information will still be available.	
25-Feb-2019	Change Description:	Name Change	
	Justification:	Corrections to erroneous data	
	Justification Description:	Name change from “Number of school members in the SI-EITP” to “Number of schools in the SI-EITP”	

Extended hours in schools under the full-time inclusive school model			
Project:	Human Capital		
Activity:	Education Quality Activity		
Sub-Activity:	Implementation of Full-Time Inclusive Model Sub-Activity		
12-14-2015	Change Description:	Definition Change	
	Justification:	Corrections to erroneous data	
	Justification Description:	Definition change from “Average weekly number of hours within the full-time inclusive schools offered in addition to existing academic load for students in 7th-9th grade and 10 - 11 General” to “Average number of weekly hours in the full-time inclusive schools offered in addition to the existing academic load”	
25-Feb-2019	Change Description:	Disaggregation Modification	
	Change:	Previous	Revised
		Sex, From 7th to 9th, and from 10th to 11th G and from 10° to 12	No Disaggregation
	Justification Description:	Changed the decomposition from "Sex, From 7th to 9th, and from 10th to 11th G and from 10° to 12° T" to none. The number of hours are reported at the school level and by relevant subject and the original decomposition involved translating this into data by student, meaning that assistance lists had to be crossed with the course information and the student profile (to avoid double counting). We argue that this is not cost effective and would introduce complexity and noise to the final estimate.	

<i>Educational facilities constructed or rehabilitated</i>	
Project:	Human Capital
Activity:	Education Quality Activity
Sub-Activity:	Full Time Inclusive Model Implementation

25-Feb-2019	Change Description:	Target Modification					
		Year 1	Year 2	Year 3	Year 4	Year 5	End of Compact
	Revised Targets	0	0	0	0	349	349
	Previous Targets	0	0	0	0	TBD	TBD
	Justification:	Work Plan update					
	Justification Description:	Reflecting the number of schools that will be constructed/rehabilitated					
03-Feb-2020	Change Description:	Target Modification					
		Year 1	Year 2	Year 3	Year 4	Year 5	End of Compact
	Revised Targets	0	0	0	0	45	45
	Previous Targets	0	0	0	0	349	349
	Justification:	Corrections to erroneous data					
	Justification Description:	Reflecting the number of schools that will be constructed/rehabilitated. The 349 was the updated numbers of schools in the system					

<i>Equipped educational facilities</i>							
Project:	Human Capital						
Activity:	Education Quality Activity						
Sub-Activity:	Full Time Inclusive Model Implementation						
25-Feb-2019	Change Description:	Target Modification					
		Year 1	Year 2	Year 3	Year 4	Year 5	End of Compact
	Revised Targets	0	0	0	0	349	349
	Previous Targets	0	0	0	0	TBD	TBD
	Justification:	Work Plan update					
	Justification Description:	Reflecting the number of schools that will be constructed/rehabilitated					
03-Feb-20	Change Description:	Target Modification					
		Year 1	Year 2	Year 3	Year 4	Year 5	End of Compact
	Revised Targets	0	0	0	0	344	344

	Previous Targets	0	0	0	0	349	349
	Justification:	Corrections to erroneous data					
	Justification Description:	Reflecting the number of schools that were originally planned to will be equipped. The 349 was an updated amount and does not reflect the plan originally had planned.					

Number of schools belonging to the SI-EITP supported by FOMILENIO II with general and technical high school degree programs

Project:	Human Capital
Activity:	Education Quality Activity
Sub-Activity:	Full Time Inclusive Model Implementation

25-Feb-2019	Change Description:	Target Modification					
		Year 1	Year 2	Year 3	Year 4	Year 5	End of Compact
	Revised Targets	0	0	0	0	349	349
	Previous Targets	0	0	0	0	TBD	TBD
	Justification:	Work Plan update					
	Justification Description:	Reflecting the number of schools in the system					

03-Feb-2020	Change Description:	Name Change					
	Justification:	Corrections to erroneous data					
	Justification Description:	Name change from “Number of schools belonging to the SI-EITP supported by FOMILENIO II with general and technical high school degree programs” to “Number of schools belonging to the SI-EITP supported by FOMILENIO II with general, technical and both (General and Technical) baccalaureates degree programs”					

03-Feb-2020	Change Description:	Definition Change					
	Justification:	Corrections to erroneous data					
	Justification Description:	Definition change from “Number of schools belonging to the SIEITP support by FOMILENIO II with general and technical high school degree programs” to “Number of schools belonging to the SI-EITP supported by FOMILENIO II with general, technical and both (General and Technical) baccalaureates degree programs”					

03-Feb-2020	Change Description:	Disaggregation Modification					
	Change:	Previous			Revised		
		None			General, Technical, and Both (General and Technical)		

	Justification Description:	Corrections to erroneous data					
03-Feb-2020	Change Description:	Target Modification					
		Year 1	Year 2	Year 3	Year 4	Year 5	End of Compact
	Revised Targets	0	0	0	0	45	45
	Previous Targets	0	0	0	0	349	349
	Justification:	Work Plan update					
	Justification Description:	There will be at least one Bachillerato per system. The 349 reflects the numbers of schools.					

<i>Full-time inclusive school model organized</i>							
Project:	Human Capital						
Activity:	Education Quality Activity						
Sub-Activity:	Implementation of Full-Time Inclusive Model Sub-Activity						
12-14-2015	Change Description:	Retire					
	Justification:	Indicator has been added which is superior in measuring same variable					
	Justification Description:	This indicator is being replaced with the following two indicators “Educational systems under the SI-EITP of FOMILENIO II that have teachers working with students of more than one school in the system”, “Educational systems under the SI-EITP of FOMILENIO II that have schools collaborating in educational planning activities” and “Educational systems under the SI-EITP of FOMILENIO II with students sharing resources of schools that belong to the system”					

<i>FOMILENIO II supported schools that use and record information in SIGES</i>							
Project:	Human Capital						
Activity:	Education Quality Activity						
Sub-Activity:							
12-14-2015	Change Description:	Name Change					
	Justification:	Corrections to erroneous data					
	Justification Description:	Name Change from “Schools, under the full-time inclusive school model, with student records registered” to “Number of educational establishments, belonging to the SI-EITP, that have adequate and functional academic registers”					
12-14-2015	Change Description:	Definition Change					

	Justification:	Corrections to erroneous data						
	Justification Description:	Definition Change “Number of schools intervened with student records registered as a percentage of all schools under the intervened full-time inclusive school model” to “Number of educational establishments, belonging to the SI-EITP, that have adequate and functional academic registers, divided by the total number of educational establishments that belong to the SI-EITP”						
25-Feb-2019	Change Description:	Name Change						
	Justification:	Corrections to erroneous data						
	Justification Description:	Name Change from “Number of educational establishments, belonging to the SI-EITP, that have adequate and functional academic registers" to "FOMILENIO-supported schools that use and record information in SIGES "						
25-Feb-2019	Change Description:	Definition Change						
	Justification:	Corrections to erroneous data						
	Justification Description:	Definition Change “Number of educational establishments, belonging to the SI-EITP, that have adequate and functional academic registers, divided by the total number of educational establishments that belong to the SI-EITP" to " Number of schools belonging to the SI-EITP that use and record information in the new SIGES system						
25-Feb-2019	Change Description:	Unit Change						
	Justification:	Corrections to erroneous data						
	Justification Description:	Unit change from percentage to number						
25-Feb-2019	Change Description:	Target Modification						
		Year 1	Year 2	Year 3	Year 4	Year 5	End of Compact	
	Revised Targets	0	0	0	0	349	349	
	Previous Targets	0	0	0	0	100	100	
	Justification:	Work Plan update						
	Justification Description:	Change of units caused the target to be reflected in number of schools						
02-Feb-20	Change Description:	Target Modification						
		Year 1	Year 2	Year 3	Year 4	Year 5	End of Compact	

	Revised Targets	0	0	0	0	344	344
	Previous Targets	0	0	0	0	349	349
	Justification:	Corrections to erroneous data					
	Justification Description:	Reflecting the number of schools that were originally planned to will be equipped. The 349 was an updated amount and does not reflect the plan originally had planned					
02-Feb-20	Change Description:	Name Change					
	Justification:	Corrections to erroneous data					
	Justification Description:	Name Change from "FOMILENIO-supported schools that use and record information in SIGES " to “					
02-Feb-20	Change Description:	Definition Change					
	Justification:	Corrections to erroneous data					
	Justification Description:	Definition Change " Number of schools belonging to the SI-EITP that use and record information in the new SIGES system” to FOMILENIO II supported schools that use and record information in SIGES” to “Number of schools belonging to the SI-EITP supported by FOMILENIO II that use and record information in the new SIGES system”					

Schools in the Sistemas Integrados de Escuela Inclusiva de Tiempo Pleno (SI-EITP)			
Project:	Human Capital		
Activity:	Education Quality Activity		
Sub-Activity:			
25-Feb-2019	Change Description:	Name Change	
	Justification:	Corrections to erroneous data	
	Justification Description:	Name Change from “Number of schools belonging to the SI-EITP supported by FOMILENIO II with general and technical high school degree programs” to “Number of schools members in the SI-EITP”	
25-Feb-2019	Change Description:	Definition Change	
	Justification:	Corrections to erroneous data	
	Justification Description:	Definition Change from “Number of schools belonging to the SI-EITP support by FOMILENIO II with general and technical high school degree programs” to “Number of school establishments that belong to the SI-EITP”	
03-Feb-2020	Change Description:	Disaggregation Modification	
	Change:	Previous	Revised
		School Type (General/Technical)	No Disaggregation

	Justification Description:	No disaggregation needed, as it does not add value to the indicator.					
03-Feb-2020	Change Description:	Target Modification					
		Year 1	Year 2	Year 3	Year 4	Year 5	End of Compact
	Revised Targets	0	0	0	0	344	344
	Previous Targets	0	0	0	0	349	349
	Justification:	Corrections to erroneous data					
	Justification Description:	Reflecting the number of schools that were originally planned to will be equipped. The 349 was an updated amount and does not reflect the plan originally had planned					
03-Feb-2020	Change Description:	Name Change					
	Justification:	Corrections to erroneous data					
	Justification Description:	Name Change from “Number of schools in SI-EITP” “Schools in the Sistemas Integrados de Escuela Inclusiva de Tiempo Pleno (SI-EITP)”					
03-Feb-2020	Change Description:	Definition Change					
	Justification:	Corrections to erroneous data					
	Justification Description:	Definition Change from “ “Number of school establishments that belong to the SI-EITP” to “Number of school establishments that belong to the Sistemas Integrados de Escuela Inclusiva de Tiempo Pleno (SI-EITP)”					

<i>Number of ATE trained</i>							
Project:	Human Capital						
Activity:	Education Quality Activity						
Sub-Activity:	Full Time Inclusive Model Implementation						
25-Feb-2019	Change Description:	Add Indicator					
	Justification:	New issues emerged, suggesting importance of a new indicator					
	Justification Description:	To capture the number of ATE Trained					
03-Feb-2020	Change Description:	Name Change					
	Justification:	Corrections to erroneous data					
	Justification Description:	Name Change from “ <i>Number of ATE trained</i> ” to “ <i>Technical assistants trained</i> ”					
03-Feb-2020	Change Description:	Definition Change					
	Justification:	Corrections to erroneous data					
	Justification Description:	Definition Change from “Number of ATE trained with FOMILENIO's Support” to “Number of technical assistants trained with FOMILENIO II's					

		support”
--	--	----------

New technical baccalaureates offered		
Project:	Human Capital	
Activity:	Education Quality Activity	
Sub-Activity:	Full Time Inclusive Model Implementation	
25-Feb-2019	Change Description:	Add Indicator
	Justification:	New issues emerged, suggesting importance of a new indicator
	Justification Description:	To capture the number of baccalaureates and technical courses options offered
03-Feb-2020	Change Description:	Retire Indicator
	Justification:	Indicator has been added which is superior in measuring same variable
	Justification Description:	Being Replaced with Number of new technical course options offered with the general baccalaureate

New technical course options offered with each of the new technical baccalaureates		
Project:	Human Capital	
Activity:	Education Quality Activity	
Sub-Activity:	Full Time Inclusive Model Implementation	
25-Feb-2019	Change Description:	Add Indicator
	Justification:	New issues emerged, suggesting importance of a new indicator
	Justification Description:	To capture the number of baccalaureates and technical courses options offered
03-Feb-2020	Change Description:	Name Change
	Justification:	Corrections to erroneous data
	Justification Description:	Name Change from “Number of new technical course options offered in each of the new technical baccalaureates” to “New technical course options offered with each of the new technical baccalaureates”
03-Feb-2020	Change Description:	Definition Change
	Justification:	Corrections to erroneous data
	Justification Description:	Definition Change from “The number of new technical course (diplomados) options offered with each of the new technical baccalaureates in FOMILENIO-supported schools” to “Number of new technical course options offered with each of the new technical baccalaureates in

		FOMILENIO II supported schools”

<i>New technical course options offered with the general baccalaureate</i>		
Project:	Human Capital	
Activity:	Education Quality Activity	
Sub-Activity:	Full Time Inclusive Model Implementation	
03-Feb-2020	Change Description:	Add Indicator
	Justification:	New issues emerged, suggesting importance of a new indicator
	Justification Description:	Replacing New technical baccalaureates offered

Schools with updated English curricula		
Project:	Human Capital	
Activity:	Education Quality Activity	
Sub-Activity:	Full Time Inclusive Model Implementation	
25-Feb-2019	Change Description:	Add Indicator
	Justification:	New issues emerged, suggesting importance of a new indicator
	Justification Description:	To capture the number of schools with updated curricula
03-Feb-2020	Change Description:	Name Change
	Justification:	Corrections to erroneous data
	Justification Description:	Name Change from “Number of schools with updated curricula” to “Schools with updated English curricula”

03-Feb-2020	Change Description:	Target Modification					
		Year 1	Year 2	Year 3	Year 4	Year 5	End of Compact
	Revised Targets	0	0	0	0	201	201
	Previous Targets	0	0	0	0	349	349
	Justification:	Corrections to erroneous data					
	Justification Description:	Target are the schools with 7-9th grades and the new technical and general baccalaureates supported by FOMILENIO II. The 201 target comes from the initial diagnostic under taken by the Compact/					
03-Feb-2020	Change Description:	Definition Change					
	Justification:	Corrections to erroneous data					

	Justification Description:	Definition Change from “Number of schools that update their Spanish Language and English curricula with Compact support” to “ <i>Number of schools that update their English curricula with Compact support</i> ”

Schools with updated Spanish Language curricula		
Project:	Human Capital	
Activity:	Education Quality Activity	
Sub-Activity:	Full Time Inclusive Model Implementation	
03-Feb-2020	Change Description:	Add Indicator
	Justification:	New issues emerged, suggesting importance of a new indicator
	Justification Description:	To capture the number of schools with updated Spanish curricula

SI-EITP Management Councils created							
Project:	Human Capital						
Activity:	Education Quality Activity						
Sub-Activity:	Full Time Inclusive Model Implementation						
25-Feb-2019	Change Description:	Add Indicator					
	Justification:	New issues emerged, suggesting importance of a new indicator					
	Justification Description:	To capture the number of councils that are created and will receive technical assistance					
03-Feb-2020	Change Description:	Target Modification					
		Year 1	Year 2	Year 3	Year 4	Year 5	End of Compact
	Revised Targets	0	0	0	0	45	45
	Previous Targets	0	0	0	0	349	349
	Justification:	Corrections to erroneous data					
	Justification Description:	The target was incorrectly set based on the information that there would be one <i>Management Council per school when it will be one Management Council for each system</i>					

<i>Value of signed educational facility construction, rehabilitation, and equipping contracts</i>	
Project:	Human Capital
Activity:	Education Quality Activity
Sub-Activity:	Full Time Inclusive Model Implementation

25-Feb-2019	Change Description:	Target Modification					
		Year 1	Year 2	Year 3	Year 4	Year 5	End of Compact
	Revised Targets	0	0	0	0	53,400,000	53,400,000
	Previous Targets	0	0	0	0	TBD	TBD
	Justification:	Work Plan update					
	Justification Description:	Reflecting the expected cost of construction					

Teachers who completed training on non-sexist practices		
Project:	Human Capital	
Activity:	Education Quality Activity	
Sub-Activity:	Implementation of Full-Time Inclusive Model Sub-Activity	
25-Feb-2019	Change Description:	Add Indicator
	Justification:	New Issues emerged, suggesting importance of a new indicator
	Justification Description:	This indicator is needed to track teachers enrolled in GSI related sub-activities

<i>Action mechanisms on sexual violence incidents socialized</i>		
Project:	Human Capital	
Activity:	Education Quality Activity	
Sub-Activity:	Implementation of Full-Time Inclusive Model Sub-Activity	
25-Feb-2019	Change Description:	Add Indicator
	Justification:	New Issues emerged, suggesting importance of a new indicator
	Justification Description:	This indicator is needed to track teachers enrolled in GSI related sub-activities
02-Feb-2020	Change Description:	Definition Change
	Justification:	Corrections to erroneous data
	Justification Description:	Definition Change from “Number of FOMILENIO-supported SI-EITP in which the action protocol on sexual violence incidents has been socialized” to “Number of FOMILENIO-supported SI-EITP in which the action mechanisms on sexual violence incidents has been socialized”
02-Feb-2020	Change Description:	Name Change
	Justification:	Corrections to erroneous data

	Justification Description:	Name Change from “ <i>Action protocol on sexual violence incidents socialized</i> ” to “ <i>Action mechanisms on sexual violence incidents socialized</i> ”

Value of disbursed educational facility construction, rehabilitation, and equipping contracts							
Project:	Human Capital						
Activity:	Education Quality Activity						
Sub-Activity:	Full Time Inclusive Model Implementation						
25-Feb-2019	Change Description:	Target Modification					
		Year 1	Year 2	Year 3	Year 4	Year 5	End of Compact
	Revised Targets	0	0	0	0	53,400,000	53,400,000
	Previous Targets	0	0	0	0	TBD	TBD
	Justification:	Work Plan update					
	Justification Description:	Reflecting the expected cost of construction					

Educational systems in which instructors work in more than one school in the system							
Project:	Human Capital						
Activity:	Education Quality Activity						
Sub-Activity:	Full Time Inclusive Model Implementation						
12-14-2015	Change Description:	New Indicator					
	Justification:	Existing indicators do not sufficiently meet adequacy criteria					
	Justification Description:	This indicator is replacing “Full-time inclusive school model organized”.					
25-Feb-2019	Change Description:	Name Change					
	Justification:	Corrections to erroneous data					
	Justification Description:	Name Change from “Educational systems under the SI-EITP of FOMILENIO II that have teachers working with students of more than one school in the system” to “Educational systems in which teachers work in more then one school in the system”					
25-Feb-2019	Change Description:	Definition Change					
	Justification:	Corrections to erroneous data					
	Justification Description:	Definition Change from “Number of educational systems under the SI-EITP of FOMILENIO II that have teachers working with students of more than one school in the system” to “Number of educational systems supported by					

		the compact in which teachers work in more than one school in the system”
03-Feb-2020	Change Description:	Name Change
	Justification:	Corrections to erroneous data
	Justification Description:	Name Change from “Educational systems in which teachers work in more than one school in the system” to “Educational systems in which instructors work in more than one school in the system”
03-Feb-2020	Change Description:	Definition Change
	Justification:	Corrections to erroneous data
	Justification Description:	Definition Change from “Number of educational systems supported by the compact in which teachers work in more than one school in the system” to “Number of educational systems supported by the compact in which instructors work in more than one school in the system”

Educational systems in which there is joint planning of educational activies across schools		
Project:	Human Capital	
Activity:	Education Quality Activity	
Sub-Activity:	Full Time Inclusive Model Implementation	
12-14-2015	Change Description:	New Indicator
	Justification:	Existing indicators do not sufficiently meet adequacy criteria
	Justification Description:	This indicator is replacing “Full-time inclusive school model organized”.
25-Feb-2019	Change Description:	Name Change
	Justification:	Corrections to erroneous data
	Justification Description:	Name Change from “Educational systems under the SI-EITP supported by FOMILENIO II that have schools collaborating in educational planning activities” to “Educational systems in which there is joint planning of educational activies across schools”
25-Feb-2019	Change Description:	Definition Change
	Justification:	Corrections to erroneous data
	Justification Description:	Definition Change from “Number of educational systems under the SI-EITP supported by FOMILENIO II that have schools collaborating in educational planning activities” to “Number of educational systems supported by the Compact in which there is joint planning of educational activies across schools”

Educational systems in which students share resources across schools		
Project:	Human Capital	
Activity:	Education Quality Activity	
Sub-Activity:	Full Time Inclusive Model Implementation	
12-14-2015	Change Description:	New Indicator
	Justification:	Existing indicators do not sufficiently meet adequacy criteria
	Justification Description:	This indicator is replacing “Full-time inclusive school model organized”.
25-Feb-2019	Change Description:	Name Change
	Justification:	Corrections to erroneous data
	Justification Description:	Name Change from “Educational systems under the SI-EITP supported by FOMILENIO II with students sharing resources of schools that belong to the educational system” to “Educational systems in which students share resources across schools”
25-Feb-2019	Change Description:	Definition Change
	Justification:	Corrections to erroneous data
	Justification Description:	Definition Change from “Number of educational systems under the SI-EITP supported by FOMILENIO II with students sharing resources of schools that belong to the educational system” to “Number of educational systems supported by the Compact in which students share resources across schools”

Number of resettled people		
Project:	Human Capital	
Activity:	Education Quality Activity	
Sub-Activity:	Full Time Inclusive Model Implementation	
25-Feb-2019	Change Description:	Add Indicator
	Justification:	Existing indicators do not sufficiently meet adequacy criteria
	Justification Description:	This indicator is replacing Number of people in resettlements
03-Feb-2020	Change Description:	Name Change
	Justification:	Changes to erroneous data.
	Justification Description:	Name Change from “Number of people that receive compensation due to resettlements” to “Number of resettled people”

03-Feb-2020	Change Description:	Definition Change	
	Justification:	Changes to erroneous data.	
	Justification Description:	Definition Change from “Number of people that receive compensation (in cash or in kind) due to resettlements (i.e land acquisition, economic displacement or physical displacement)” to “Number of people that have been resettled”	
03-Feb-2020	Change Description:	Disaggregation Modification	
	Change:	Previous	Revised
		None	Sex (Female/Male)
	Justification Description:	No disaggregation needed, as it does not add value to the indicator.	

Value of compensation		
Project:	Human Capital	
Activity:	Education Quality Activity	
Sub-Activity:	Full Time Inclusive Model Implementation	
25-Feb-2019	Change Description:	Add Indicator
	Justification:	Existing indicators do not sufficiently meet adequacy criteria
	Justification Description:	This indicator is needed to report resettlement activities.
03-Feb-2020	Change Description:	Retire Indicator
	Justification:	Indicator has been added which is superior in measuring same variable
	Justification Description:	Indicator is being replaced with <i>Total significant cost of managing resettlement</i>

Number of resettlement cases		
Project:	Investment Climate	
Activity:	Partnership Development Activity	
Sub Activity:	El Salvador Investment Challenge	
03-Feb-2020	Change Description:	Add Indicator
	Justification:	Existing indicators do not sufficiently meet adequacy criteria
	Justification Description:	This indicator is needed to report resettlement activities and align with ESP reporting.

<i>Total significant cost of managing resettlement</i>			
--	--	--	--

Project:	Human Capital	
Activity:	Education Quality Activity	
Sub-Activity:	Full Time Inclusive Model Implementation	
25-Feb-2019	Change Description:	Add Indicator
	Justification:	Existing indicators do not sufficiently meet adequacy criteria
	Justification Description:	This indicator is needed to report resettlement activities.

Technical assistants hired							
Project:	Human Capital						
Activity:	Education Quality Activity						
Sub-Activity:	Full Time Inclusive Model Implementation						
25-Feb-2019	Change Description:	Add Indicator					
	Justification:	Existing indicators do not sufficiently meet adequacy criteria					
	Justification Description:	This indicator is needed to capture the number of technical assistants hired					
03-Feb-2020	Change Description:	Target Modification					
		Year 1	Year 2	Year 3	Year 4	Year 5	End of Compact
	Revised Targets	0	0	0	0	30	30
	Previous Targets	0	0	0	0	No target	No Target
	Justification:	Corrections to erroneous data					
	Justification Description:	Target updated based on the implementors target					
03-Feb-2020	Change Description:	Definition Change					
	Justification:	Corrections to erroneous data					
	Justification Description:	Definition Change from “Technical assistants hired to complement the ATE necessary for the attention of the SI-EITP with FOMILENIO's support” to “Technical assistants hired to complement the technical assistance necessary for the attention of the SI-EITP with FOMILENIO's support”					

Activity 2: Technical Vocational Education and Training (TVET) System Reform Activity, TVET System Articulation

<i>National Competency Certification Model designed</i>							
Project:	Human Capital						
Activity:	TVET System Reform Activity						
Sub-Activity:	Integrated TVET Governance System						
25-Feb-2019	Change Description:	Name Change					
	Justification:	Corrections to erroneous data					
	Justification Description:	Name Change from “National TVET accreditation system established” to “National Competency Certification Model designed”					
25-Feb-2019	Change Description:	Definition Change					
	Justification:	Corrections to erroneous data					
	Justification Description:	Definition Change from “National TVET accreditation system, of training organizations established and operational” to “The date when the National Competency Certification Model is designed document is completed by FOMILENIO II”					
25-Feb-2019	Change Description:	Unit Change					
	Justification:	Corrections to erroneous data					
	Justification Description:	Unit change from number to date					
25-Feb-2019	Change Description:	Target Modification					
		Year 1	Year 2	Year 3	Year 4	Year 5	End of Compact
	Revised Targets	0	0	0	0	8/1/2020	8/1/2020
	Previous Targets	0	0	0	0	1	1
	Justification:	Work Plan update					
	Justification Description:	Change of units caused the target to be reflected as a date					

<i>Legal establishment of the Government Body of the TVET system</i>		
Project:	Human Capital	
Activity:	TVET System Reform Activity	
Sub-Activity:	TVET Continuous Labor Demand Assessment Sub-Activity	
25-Feb-2019	Change Description:	Retire Indicator

	Justification:	Irrelevant due to change in Program, Project, or Activity Scope
	Justification Description:	According to implementation letter dated December 19, 2018 the Government Body of the TVET system will not be established. This indicator is substituted by indicator TVET-15 below.

<i>Labor competencies technical norms elaborated</i>							
Project:	Human Capital						
Activity:	TVET System Reform Activity						
Sub-Activity:	TVET Continuous Labor Demand Assessment Sub-Activity						
25-Feb-2019	Change Description:	Name Change					
	Justification:	Corrections to erroneous data					
	Justification Description:	Changed name to "Publication of national competencies for specialties" to " Labor competencies technical norms elaborated "					
03-Feb-2020	Change Description:	Target Modification					
		Year 1	Year 2	Year 3	Year 4	Year 5	End of Compact
	Revised Targets	0	0	0	0	27	27
	Previous Targets	0	0	0	0	No Target	No Target
	Justification:	Corrections to erroneous data					
	Justification Description:	Aligning target with sector goal of creating 3 per sector					

<i>Plans of study based on competencies approved</i>							
Project:	Human Capital						
Activity:	TVET System Reform Activity						
Sub-Activity:	TVET Continuous Labor Demand Assessment Sub-Activity						
25-Feb-2019	Change Description:	Retire Indicator					
	Justification:	Indicator has been added which is superior in measuring same variable					
	Justification Description:	This indicator is substituted by indicator Training program designed					

<i>Accreditation program for the training organizations in TVET approved</i>							
Project:	Human Capital						
Activity:	TVET System Reform Activity						

Sub-Activity:	TVET Continuous Labor Demand Assessment Sub-Activity	
25-Feb-2019	Change Description:	Retire Indicator
	Justification:	Irrelevant due to change in Program, Project, Activity scope
	Justification Description:	Complete implementation of the Accreditation program will occur after the Compact and will be contingent on political will of the involved parties

Certification program for TVET instructors approved		
Project:	Human Capital	
Activity:	TVET System Reform Activity	
Sub-Activity:	TVET Continuous Labor Demand Assessment Sub-Activity	
25-Feb-2019	Change Description:	Retire Indicator
	Justification:	Irrelevant due to change in Program, Project, Activity scope
	Justification Description:	The new TVET activity scope (implementation letter from December 19, 2018) does not contemplate generating a formal commitment with the Government to approve and implement the certification program, therefore it depends more on political will than on the Compact's actions

Instructor trained							
Project:	Human Capital						
Activity:	TVET System Reform Activity						
Sub-Activity:	TVET Continuous Labor Demand Assessment Sub-Activity						
25-Feb-2019	Change Description:	Target Modification					
		Year 1	Year 2	Year 3	Year 4	Year 5	End of Compact
	Revised Targets	0	0	0	0	540	540
	Previous Targets	0	0	0	0	TBD	TBD
	Justification:	Work Plan update					
	Justification Description:	Targets updated to reflect expected number of people to train					
20-Feb-19	Change Description:	Target Modification					
		Year 1	Year 2	Year 3	Year 4	Year 5	End of Compact
	Revised Targets	0	0	0	0	54	54
	Previous Targets	0	0	0	0	540	540

	Justification:	Corrections to erroneous data
	Justification Description:	Administrative error. The target should have been set at 54.

People certified with technical competencies							
Project:	Human Capital						
Activity:	TVET System Reform Activity						
Sub-Activity:	TVET Continuous Labor Demand Assessment Sub-Activity						
25-Feb-2019	Change Description:	Name Change					
	Justification:	Corrections to erroneous data					
	Justification Description:	Name change from “Students certified with technical competencies” to “People certified with technical competencies”					
25-Feb-2019	Change Description:	Definition Change					
	Justification:	Corrections to erroneous data					
	Justification Description:	Definition change from “Students who have received a certificate from the Governing Boy of the TVET System for technical skills demanded by the labor market” to “People who have received a certificate from the Governing Body of the TVET System for technical skills demanded by the labor market”					
25-Feb-2019	Change Description:	Target Modification					
		Year 1	Year 2	Year 3	Year 4	Year 5	End of Compact
	Revised Targets	0	0	0	0	500	500
	Previous Targets	0	0	0	0	TBD	TBD
	Justification:	Work Plan update					
	Justification Description:	Targets updated to reflect expected number of people to train					
03-Feb-2020	Change Description:	Disaggregation Modification					
	Change:	Previous			Revised		
		Sex (Female/Male)			By Sector		
					Sex (Female/Male)		
Justification Description:	No disaggregation needed, as it does not add value to the indicator.						
*each sector will have sex breakdowns							

03-Feb-2020	Change Description:	Definition Change
	Justification:	Corrections to erroneous data
	Justification Description:	Definition change from “People who have received a certificate from the Governing Body of the TVET System for technical skills demanded by the labor market” to “People who have received a certificate for technical skills demanded by the labor market”

People enrolled in technical training		
Project:	Human Capital	
Activity:	TVET System Reform Activity	
Sub-Activity:	TVET Continuous Labor Demand Assessment Sub-Activity	
25-Feb-2019	Change Description:	Add Indicator
	Justification:	Existing Indicators do not sufficiently meet adequacy criteria
	Justification Description:	Indicator is needed to track the number of people enrolled in FOMILENIO-funded training courses
03-Feb-2020	Change Description:	Definition Change
	Justification:	Corrections to erroneous data
	Justification Description:	Definition change from The number of people enrolled in FOMILENIO-funded training courses (enrollment up to six weeks after the beginning of each course)” to “The number of people enrolled in FOMILENIO II-funded training courses (enrollment up to six weeks after the beginning of each course)”

People trained in technical competencies		
Project:	Human Capital	
Activity:	TVET System Reform Activity	
Sub-Activity:	TVET Continuous Labor Demand Assessment Sub-Activity	
25-Feb-2019	Change Description:	Add Indicator
	Justification:	Existing Indicators do not sufficiently meet adequacy criteria
	Justification Description:	Indicator needed to track the number of people that complete FOMILENIO-funded training courses
03-Feb-2020	Change Description:	Definition Change
	Justification:	Corrections to erroneous data

	Justification Description:	Definition change from “The number of people that complete FOMILENIO-funded training courses” to “The number of people that complete FOMILENIO II-funded training courses’
--	-----------------------------------	--

<i>Training programs designed</i>							
Project:	Human Capital						
Activity:	TVET System Reform Activity						
Sub-Activity:	TVET Continuous Labor Demand Assessment Sub-Activity						
25-Feb-2019	Change Description:	Add Indicator					
	Justification:	Existing Indicators do not sufficiently meet adequacy criteria					
	Justification Description:	Indicator needed to track the number of new competency-oriented training programs designed to meet sectorial training demands					
03-Feb-2020	Change Description:	Target Modification					
		Year 1	Year 2	Year 3	Year 4	Year 5	End of Compact
	Revised Targets				27	27	27
	Previous Targets			8	8	8	8
	Justification:	Corrections to erroneous data					
	Justification Description:	Aligning target with sector goal of creating 3 per sector					

<i>Sectorial committees board</i>							
Project:	Human Capital						
Activity:	TVET System Reform Activity						
Sub-Activity:	TVET Continuous Labor Demand Assessment Sub-Activity						
25-Feb-2019	Change Description:	Add Indicator					
	Justification:	Existing Indicators do not sufficiently meet adequacy criteria					
	Justification Description:	Indicator needed to track the date of creation of the sectorial committees board for TVET coordination					
03-Feb-2020	Change Description:	Definition Change					
	Justification:	Corrections to erroneous data					
	Justification Description:	Definition change from “The date of creation of the sectorial committees board for TVET coordination” to “The date of creation of the sectorial committees board for Technical Education and Professional Training					

		coordination”

TVET Coordination Council established		
Project:	Human Capital	
Activity:	TVET System Reform Activity	
Sub-Activity:	TVET Continuous Labor Demand Assessment Sub-Activity	
25-Feb-2019	Change Description:	Add Indicator
	Justification:	Existing Indicators do not sufficiently meet adequacy criteria
	Justification Description:	Indicator needed to track the date when the TVET Coordination Council is formally established
03-Feb-2020	Change Description:	Name Change
	Justification:	Corrections to erroneous data
	Justification Description:	Name change from “TVET Council Coordination established” to “Technical Education and Professional Training Coordination Council established”

Agreements for internships with the private sector							
Project:	Human Capital						
Activity:	TVET System Reform Activity						
Sub-Activity:	TVET Continuous Labor Demand Assessment Sub-Activity						
25-Feb-2019	Change Description:	Add Indicator					
	Justification:	Existing Indicators do not sufficiently meet adequacy criteria					
	Justification Description:	Indicator needed to track the number of formal agreements between the private sector and the Ministry of Education for internships aimed at the students of Technical and Vocational Baccalaureates					
03-Feb-2020	Change Description:	Target Modification					
		Year 1	Year 2	Year 3	Year 4	Year 5	End of Compact
	Revised Targets					34	34
	Previous Targets					No Target	No Target
	Justification:	Corrections to erroneous data					
	Justification Description:	Target comes from the workplan of the sectoral team.					

03-Feb-2020	Change Description:	Definition Change
	Justification:	Corrections to erroneous data
	Justification Description:	Definition change from “Number of formal agreements between the private sector and the Ministry of Education for internships aimed at the students of Technical and Vocational Baccalaureates” to “Number of formal agreements between the private sector and the Ministry of Education (MINEDUCYT) for internships aimed at the students of new technical course options baccalaureates (technical and general) supported by FOMILENIO II”

Proposal for a TVET coordination model developed							
Project:	Human Capital						
Activity:	TVET System Reform Activity						
Sub-Activity:	TVET Continuous Labor Demand Assessment Sub-Activity						
25-Feb-2019	Change Description:	Name Change					
	Justification:	Corrections to erroneous data					
	Justification Description:	Name change from "Proposal for a TVET system developed" to "Proposal for a TVET coordination model developed" according to the new scope of this sub-activity according to implementation letter dated December 19, 2018					
25-Feb-2019	Change Description:	Definition Change					
	Justification:	Corrections to erroneous data					
	Justification Description:	Definition change from “Proposal document for the formation of a TVET system validated and approved” to “Proposal document for the TVET articulation (coordination) model validated and approved” according to the new scope of this sub-activity according to implementation letter dated December 19, 2018					
25-Feb-2019	Change Description:	Unit Change					
	Justification:	Corrections to erroneous data					
	Justification Description:	Unit change from number to date					
25-Feb-2019	Change Description:	Target Modification					
		Year 1	Year 2	Year 3	Year 4	Year 5	End of Compact
	Revised Targets	0	0	0	0	12/1/2019	12/1/2019
	Previous Targets	0	0	0	0	1	1
	Justification:	Work Plan update					

	Justification Description:	Change of units caused the target to be reflected as a date
03-Feb-2020	Change Description:	Name Change
	Justification:	Corrections to erroneous data
	Justification Description:	Name change from "Proposal for a TVET system developed" to "Proposal for a TVET coordination model developed" to : Proposal for a Technical Education and Professional Training coordination model developed"
03-Feb-2020	Change Description:	Definition Change
	Justification:	Corrections to erroneous data
	Justification Description:	Definition change from "Proposal document for the TVET articulation (coordination) model validated and approved" to "Proposal document for the Technical Education and Professional Training articulation (coordination) model validated and approved"

Labor Market Observatory established		
Project:	Human Capital	
Activity:	TVET System Reform Activity	
Sub-Activity:	TVET Continuous Labor Demand Assessment Sub-Activity	
25-Feb-2019	Change Description:	Retire Indicator
	Justification:	Irrelevant due to change in Program, Project, or Activity Scope
	Justification Description:	The new TVET activity scope (implementation letter from December 19, 2018) no longer contemplates the dissemination of competencies as it was originally conceived

TVET Information Platform established		
Project:	Human Capital	
Activity:	TVET System Reform Activity	
Sub-Activity:	TVET Continuous Labor Demand Assessment Sub-Activity	
25-Feb-2019	Change Description:	Retire Indicator
	Justification:	Irrelevant due to change in Program, Project, or Activity Scope
	Justification Description:	The new TVET activity scope (implementation letter from December 19, 2018) no longer contemplates the dissemination of competencies as it was originally conceived

Mechanism for dissemination of competencies required by the labor market		
Project:	Human Capital	
Activity:	TVET System Reform Activity	
Sub-Activity:	TVET Continuous Labor Demand Assessment Sub-Activity	
10-Feb-18	Change Description:	Retire Indicator
	Justification:	Irrelevant due to change in Program, Project, or Activity Scope
	Justification Description:	The new TVET activity scope (implementation letter from December 19, 2018) no longer contemplates the dissemination of competencies as it was originally conceived

Indicators for TVET monitoring and planning defined		
Project:	Human Capital	
Activity:	TVET System Reform Activity	
Sub-Activity:	TVET Continuous Labor Demand Assessment Sub-Activity	
25-Feb-2019	Change Description:	Name Change
	Justification:	Corrections to erroneous data
	Justification Description:	Name change from " Program of monitoring and evaluation of the TVET system " to "Indicators for TVET monitoring and planning defined"
25-Feb-2019	Change Description:	Definition Change
	Justification:	Corrections to erroneous data
	Justification Description:	Definition change from “ Date on approval of monitoring and evaluation of the TVET system(including the Labor Market Observatory” to “TVET indicators and monitoring mechanism proposal formulated”
03-Feb-2020	Change Description:	Name Change
	Justification:	Corrections to erroneous data
	Justification Description:	Name change from "Indicators for TVET monitoring and planning defined" to “Indicators for Technical Education and Professional Training planning, monitoring and evaluation”
03-Feb-2020	Change Description:	Definition Change
	Justification:	Corrections to erroneous data
	Justification Description:	Definition change from “TVET indicators and monitoring mechanism proposal formulated” to “Indicators for needs of Technical Education and Professional Training planning, monitoring and evaluation formulated”

Roadmap for the creation of a national qualifications framework		
Project:	Human Capital	
Activity:	TVET System Reform Activity	
Sub-Activity:	TVET Continuous Labor Demand Assessment Sub-Activity	
25-Feb-2019	Change Description:	Add Indicator
	Justification:	Existing Indicators do not sufficiently meet adequacy criteria
	Justification Description:	Indicator needed to track the date on which the roadmap for the creation of a national qualifications framework is completed

Employed graduates of MCC-supported education activities							
Project:	Human Capital						
Activity:							
Sub-Activity:							
03-Feb-2020	Change Description:	Target Modification					
		Year 1	Year 2	Year 3	Year 4	Year 5	End of Compact
	Revised Targets	0	0	0	0	No Target	No Target
	Previous Targets	0	0	0	0	TBD	TBD
	Justification:	Corrections to erroneous data					
	Justification Description:	This indicator will not be able to be measured and at this time the program for this indicator is not completed so no Target can be established.					

Graduates from MCC-supported education activities							
Project:	Human Capital						
Activity:							
Sub-Activity:							
03-Feb-2020	Change Description:	Target Modification					
		Year 1	Year 2	Year 3	Year 4	Year 5	End of Compact
	Revised Targets	0	0	0	0	No Target	No Target
	Previous Targets	0	0	0	0	TBD	TBD
	Justification:	Corrections to erroneous data					

	Justification Description:	This indicator will not be able to be measured and at this time the program for this indicator is not completed so no Target can be established.

Logistic Infrastructure Project

Kilometers of roads completed		
Project:	Logistical Infrastructure Project	
Activity:		
25-Feb-2019	Change Description:	Remove disaggregation
	Justification:	Corrections to erroneous data
	Justification Description:	This disaggregation is not needed as the project is only working on primary roads.
03-Feb-2020	Change Description:	Add Disaggregation
	Justification:	Corrections to erroneous data
	Justification Description:	Add disaggregation to account for Activity 1 and Activity 2

Roughness			
Project:	Logistics infrastructure		
12-14-2015	Change Description:	Baseline Modification	
	Change:	Previous	Revised
		A1: 4,68	Activity 1(A1):2.6
		A2: 4.41	Activity 2(A2):3.33
	Justification Description:	Updating with more recent and accurate baseline data	
Change Description:	Baseline change		
03-Feb-2020	Change Description:	Baseline Modification	
	Change:	Previous	Revised
		Activity 1(A1):2.6	Activity 1(A1):2.6
		Activity 2(A2):3.33	Activity 2(A2):6.7
	Justification Description:	Updating with more recent and accurate baseline data	
Change Description:	Baseline change		

Annual road maintenance funding for FOVIAL							
Project:	Logistical Infrastructure Project						
03-Feb-2020	Change Description:	Baseline Modification					
	Change:	Previous				Revised	
		TBD				0	
	Justification Description:	Updating with more recent and accurate baseline data					
Change Description:	Baseline change						
03-Feb-2020	Change Description:	Target Modification					
		Year 1	Year 2	Year 3	Year 4	Year 5	End of Compact
	Revised Targets					No Target	No Target
	Previous Targets					TBD	TBD
	Justification:	TBD replaced with target					
	Justification Description:	Updated information available					

Number of resettled people							
Project:	Logistical Infrastructure Project						
25-Feb-2019	Change Description:	Add Indicator					
	Justification:	Existing indicators do not sufficiently meet adequacy criteria					
	Justification Description:	This indicator is replacing Number of people in resettlements					
03-Feb-2020	Change Description:	Add Disaggregation					
	Justification:	Occurrence of exogenous factors					
	Justification Description:	Add disaggregation to account for Activity 1 and Activity 2					
03-Feb-2020	Change Description:	Name change from “Number of people that receive compensation due to resettlement” to “Number of resettled people”					
	Justification:	Occurrence of exogenous factors					
	Justification Description:	Adjusting indicator to align with ESP name					
03-Feb-2020	Change Description:	Definition change from “Number of people that receive compensation (in					

		cash or in kind) due to resettlements (i.e. land acquisition economic displacement or physical displacement)” to “Number of people that have been resettled
	Justification:	Occurrence of exogenous factors
	Justification Description:	Adjusting indicator to align with ESP definition

Number of resettlement cases		
Project:	Logistical Infrastructure Project	
03-Feb-2020	Change Description:	Add Indicator
	Justification:	Unit of measurement of an indicator changed
	Justification Description:	This indicator is replacing Number of people in resettlements

Value of compensation		
Project:	Logistical Infrastructure Project	
25-Feb-2019	Change Description:	Name Change Indicator
	Justification:	Corrections to erroneous data
	Justification Description:	Name change from “Cost of resettlements” to “Value of compensation”
25-Feb-2019	Change Description:	Definition Change
	Justification:	Corrections to erroneous data
	Justification Description:	Definition change from “Funds spent in the resettlement process” to “Total value of compensation received in cash or kind for resettlement (i.e. land acquisition, economic displacement or physical displacement)”
03-Feb-2020	Change Description:	Retire Indicator
	Justification:	Indicator has been added which is superior in measuring same variable
	Justification Description:	This indicator is being replace by <i>Number of resettlement cases</i>

<i>Total cost of managing resettlement</i>		
Project:	Logistical Infrastructure Project	
25-Feb-2019	Change Description:	Add Indicator
	Justification:	Existing indicators do not sufficiently meet adequacy criteria

	Justification Description:	This indicator is needed to report resettlement activities.
03-Feb-2020	Change Description:	Add Disaggregation
	Justification:	Occurrence of exogenous factors
	Justification Description:	Add disaggregation to account for Activity 1 and Activity 2

Number of resettlements		
Project:	Logistical Infrastructure Project	
25-Feb-2019	Change Description:	Retire Indicator
	Justification:	Indicator has been added which is superior in measuring same variable
	Justification Description:	This indicator is being replaced with “Number of people that receive compensation due to resettlements”

Number of people in the resettlements		
Project:	Logistical Infrastructure Project	
25-Feb-2019	Change Description:	Retire Indicator
	Justification:	Indicator has been added which is superior in measuring same variable
	Justification Description:	Being replaced by “Number of people that receive compensation due to resettlements”

Kilometers of roads under works contracts		
Project:	Logistical Infrastructure Project	
Activity:	Coastal Highway Expansion Activity 1	
25-Feb-2019	Change Description:	Remove Disaggregation
	Justification:	Corrections to erroneous data
	Justification Description:	This disaggregation is not needed as the project is only working on primary roads.
03-Feb-2020	Change Description:	Add Disaggregation
	Justification:	Corrections to erroneous data
	Justification Description:	Add disaggregation to account for Activity 1 and Activity 2

--

<i>Kilometers of roads under design</i>		
Project:	Logistical Infrastructure Project	
Activity:	Coastal Highway Expansion Activity 1	
25-Feb-2019	Change Description:	Retire Indicator
	Justification:	Irrelevant due to change in Program, Project or Activity scope
	Justification Description:	The cost of the design of the road was covered by the Government of El Salvador before the Compact was signed and should not be included in the M&E Plan as Common indicators should only measure MCC interventions.

<i>Value disbursed of road construction contracts</i>		
Project:	Logistical Infrastructure Project	
Activity:		
25-Feb-2019	Change Description:	Remove Disaggregation
	Justification:	Corrections to erroneous data
	Justification Description:	This disaggregation is not needed as the project is only working on primary roads.
03-Feb-2020	Change Description:	Add Disaggregation
	Justification:	Corrections to erroneous data
	Justification Description:	Add disaggregation to account for Activity 1 and Activity 2

<i>Percent disbursed of road construction contracts</i>		
Project:	Logistical Infrastructure Project	
Activity:		
03-Feb-2020	Change Description:	Add Disaggregation
	Justification:	Corrections to erroneous data
	Justification Description:	Add disaggregation to account for Activity 1 and Activity 2

<i>Value of signed road construction contracts</i>	
Project:	Logistical Infrastructure Project
Activity:	

03-Feb-2020	Change Description:	Add Disaggregation
	Justification:	Corrections to erroneous data
	Justification Description:	Add disaggregation to account for Activity 1 and Activity 2

Temporary employment generated in road construction		
Project:	Logistical Infrastructure Project	
03-Feb-2020	Change Description:	Disaggregation Change from 18 years and under Sex(Female, Male) 19-30 years Sex(Female, Male) 30+ years Sex(Female, Male) To Activity 1 18 years and under Sex(Female, Male) 19-30 years Sex(Female, Male) 30+ years Sex(Female, Male) Activity 2 18 years and under Sex(Female, Male) 19-30 years Sex(Female, Male) 30+ years Sex(Female, Male)
	Justification:	Corrections to erroneous data
	Justification Description:	Add disaggregation to account for Activity 1 and Activity 2

Average annual daily traffic		
Project:	Logistics Infrastructure	
Activity:	Coastal Highway Expansion Activity 1	
	Change Description:	Baseline Modification

12-14-2015	Change:	Previous				Revised	
		A1-Segment 1: 12,173		A1-Segment 1: 12,719			
		A1-Segment 2: 8,067		A1-Segment 2: 9,120			
		A1-Segment3: 5,494		A1-Segment3: 6,301			
		A2: 2,367		A2: 2,470			
	Justification Description:	Updating with more recent and accurate baseline data					
	Change Description:	Baseline Change					
12-14-2015	Change Description:	Target Modification					
		Year 1	Year 2	Year 3	Year 4	Year 5	End of Compact
	Revised Targets					A1-Segment 1: 15,240	A1-Segment 1: 15,240
						A1-Segment 2: 10,660	A1-Segment 2: 10,660
						A1-Segment3: 7,534	A1-Segment3: 7,534
						A2: 2,759	A2: 2,759
	Previous Targets					A1-Segment 1: 13,648	A1-Segment 1: 13,648
					A1-Segment 2: 9,301	A1-Segment 2: 9,301	
					A1-Segment3: 6,164	A1-Segment3: 6,164	
					A2: 3,165	A2: 3,165	
	Justification:	N/A					
	Justification Description:	Justification not provided in original ME Plan					
3-Feb-2020	Change Description:	Baseline Modification					
	Change:	Previous			Revised		
		A1-Segment 1: 12,719			A1-Segment 1: 12,517		
		A1-Segment 2: 9,120			A1-Segment 2: 8,967		
		A1-Segment3: 6,301			A1-Segment3: 6,204		
		A2: 2,470			A2: 3,255		
	Justification Description:	Updating with more recent and accurate baseline data					
	Change Description:	Baseline Change					

3-Feb-2020	Change Description:	Target Modification					
		Year 1	Year 2	Year 3	Year 4	Year 5	End of Compact
	Revised Targets					A1-Segment 1: 15,237 A1-Segment 2: 10,657 A1-Segment3: 7,532 A2: 3,922	A1-Segment 1: 15,237 A1-Segment 2: 10,657 A1-Segment3: 7,532 A2: 3,922
	Previous Targets					A1-Segment 1: 15,240 A1-Segment 2: 10,660 A1-Segment3: 7,534 A2: 2,759	A1-Segment 1: 15,240 A1-Segment 2: 10,660 A1-Segment3: 7,534 A2: 2,759
	Justification:	N/A					
	Justification Description:	Updating with more recent and accurate baseline data					

<i>Road traffic fatalities</i>							
Project:	Logistics Infrastructure						
Activity:	Coastal Highway Expansion Activity 1						
25-Feb-2019	Change Description:	Target Modification					
		Year 1	Year 2	Year 3	Year 4	Year 5	End of Compact
	Revised Targets					No Target	No Target
	Previous Targets					TBD	TBD
	Justification:	TBD replaced with Target					
	Justification Description:	No target as the Project will improve safety on roads, but it will no target is possible to be known.					
25-Feb-2019	Change Description:	Baseline Modification					
	Change:	Previous			Revised		
		TBD			8 Pedestrian, 6 Vehicle Passengers, 2 Bicyclist, 3 Driver, 0 other		

	Justification Description:	Updating with more recent and accurate baseline data
	Change Description:	Baseline Change

Number of Accidents							
Project:	Logistics Infrastructure						
Activity:	Coastal Highway Expansion Activity 1						
25-Feb-2019	Change Description:	Target Modification					
		Year 1	Year 2	Year 3	Year 4	Year 5	End of Compact
	Revised Targets					No Target	No Target
	Previous Targets					TBD	TBD
	Justification:	TBD replaced with Target					
	Justification Description:	No target as the Project will improve safety on roads, but it will no target is possible to be known.					
25-Feb-2019	Change Description:	Baseline Modification					
	Change:	Previous			Revised		
		TBD			125 in CA02E Segment., 6 in CA01E segment		
	Justification Description:	Updating with more recent and accurate baseline data					
	Change Description:	Baseline Change					
03-Feb-2020	Change Description:	Retire Indicator					
	Justification:	Irrelevant due to change in Program, Project or Activity scope					
	Justification Description:	Due to delays in construction this indicator will not be able to be measured during the life of the Compact and it will be measured in the					

Border Crossing Infrastructure Activity

<i>Border Control Center completed</i>		
Project:	Logistical Infrastructure Project	
Activity:	Border Crossing Infrastructure Activity	
25-Feb-2019	Change Description:	Definition Change

	Justification:	Work Plan Update
	Justification Description:	Definition change from “Completed construction of the control center (including two stations), including buildings, internal access and connecting roads, parking areas, storm water drainage, potable water supply system, wastewater treatment plant, lighting, and other infrastructure components that may be necessary for the effective functioning of the control center “ to “Completed construction of the control center (including one station), including buildings, internal access and connecting roads, parking areas, storm water drainage, potable water supply system, wastewater treatment plant, lighting, and other infrastructure components that may be necessary for the effective functioning of the control center”

Number of import and export requests processed by the Single Window for International Trade (VUCE)		
Project:	Logistical Infrastructure Project	
Activity:	Border Crossing Infrastructure Activity	
25-Feb-2019	Change Description:	Add Indicator
	Justification:	New issues emerged, suggesting importance of a new indicator
	Justification Description:	This indicator will track the use of the new VUCE system
03-Feb-2020	Change Description:	Add Disaggregation
	Justification:	Corrections to erroneous data
	Justification Description:	Add disaggregation to account for different authorization Types (online and physical
03-Feb-2020	Change Description:	Definition Change
	Justification:	Corrections to erroneous data
	Justification Description:	Definition Change from “Number of specific authorization for import and export requests received, processed and approved using the improved on-line VUCE system of the Central Reserve Bank of El Salvador” to “Number of specific authorization for import requests received, processed and approved using the improved on-line VUCE system of the Central Reserve Bank of El Salvador” the system will only capture import data
03-Feb-2020	Change Description:	Name Change
	Justification:	Corrections to erroneous data
	Justification Description:	Name change from “Number of import and export requests processed by the Single Window for International Trade (VUCE)” to “Number of import requests processed by the Single Window for International Trade (VUCE)”

Users utilizing Ventanilla Única de Comercio Exterior (VUCE)		
Project:	Logistical Infrastructure Project	
Activity:	Border Crossing Infrastructure Activity	
03-Feb-2020	Change Description:	Add Indicator
	Justification:	Existing indicators do not sufficiently meet adequacy criteria
	Justification Description:	This indicator is needed to capture the overall users using the new VUCE system

Annex 5. Criteria for assessment of indicators of the Monitoring and Evaluation Plan

Criteria for the assessment:

- (1) **Relevance:** the indicator, originally designed when the Compact began, are still relevant to the measure its progress and goals (after the approved modifications introduced to the logic and scope of some activities and sub-activities during the past years)
- (2) **Cost-effectiveness:** the utility of the indicator and the information provided and insight provided outweighs the cost of obtaining and processing the necessary data
- (3) **Timeliness:** the effects measured by the indicator will appear within the timeframe of the compact
- (4) **Definition:** the indicator is correctly defined and measured

Possible recommendations for each indicator:

- (a) **Keep:** do not modify the indicator since it is relevant, cost effective, correctly defined and will be observed within the timeframe of the Compact
- (b) **Modify:** modify the definition, units, data source, reporting frequency, among others, to match the four criteria above
- (c) **Move to post-compact M&E Plan:** move the indicator from the Monitoring and Evaluation Plan to the post-compact Monitoring and Evaluation Plan since the effects measured by the indicator are expected to occur after September 2020
- (d) **Delete:** remove the indicator since it is not relevant or cost-effective