

Monitoring & Evaluation Plan Mongolia

May 2013



Table of Contents

List of Acronyms.....	3
Overview.....	5
1. Summary of the Program and Objectives.....	6
2. Monitoring Component	9
Indicators.....	9
Baselines and Targets for Performance	9
Disaggregating Data by Gender, Income, and Age	9
Data Quality Reviews	11
M&E Reports	11
Linking Disbursements to Performance.....	12
3. Evaluation Component	13
Impact Evaluations and Performance Evaluations	13
1. Property Rights Project: Privatization of Ger Area Land Plots and Land Registration System Activities.....	13
3. Vocational Education and Training Project.....	17
4. Health Project.....	19
5. Energy and Environment Project	19
6. Road Project.....	21
4. Assumptions and Risks.....	22
5. Implementation and Management of M&E.....	26
Responsibilities	26
Review and Revision of the M&E Plan.....	27
Coordination of M&E Data Gathering	28
6. M&E Budget	30
I. Indicator Tracking Tables.....	31
II. Performance Tracking Tables	83
III. Summary of Indicator and Target Changes (2010 Revision)	118
III. Summary of Indicator and Target Changes (2011 Revision)	131
III. Summary of Indicator and Target Changes (2013 Revision)	154



List of Acronyms

AADT	Annual Average Daily Traffic
ALACGAC	Administration of Land Affairs, Construction, Geodesy and Cartography
AMI	Acute Myocardial Infarction
AVET	Agency for Vocational Education and Training
BCC	Behavior Change and Communication
CO	Carbon Monoxide
CORS	Continually Operating Reference Stations
CPI	Consumer Price Index
CRETN	Central Regional Electricity Transmission Network
DALY	Disability adjusted life-years
DOH	Department of Health
DQA	Data Quality Assessment
DQR	Data Quality Review
EA	Environmental Assessment
EBRD	European Bank of Reconstruction and Development
EEP	Energy and Environment Project
EMP	Environmental Management Plan
EPOS	EPOS Health Management
ERR	Economic Rate of Return
ESA	Environmental and Social Assessment
ESIA	Environmental and Social Impact Assessment
ESOC	Environmental and Social Overview Consultant
FBIS	Facility-Based Impact Study
FGP	Family Group Practices
GASR	General Authority of State Registration
GIS	Geographic Information System
GoM	Government of Mongolia
HIV/AIDS	Human Immunodeficiency Virus/Acquired Immunodeficiency Syndrome
HOB	Heat Only Boiler
HPV	Human Papilloma Virus
IC	Institutional Contractor
IE	Impact Evaluation
IEC	Information Education Communication
IFC	International Finance Corporation
IPA	Innovations for Poverty Action
IRI	International Roughness Index
KAP	Knowledge, Attitude and Practice
LEEP	Loop Electrosurgical Excision Procedure
M&E	Monitoring and Evaluation
MCA-Mongolia	Millennium Challenge Account-Mongolia



MCA-M M&E Plan

MCC	Millennium Challenge Corporation
MCEEIF	Millennium Challenge Corporation Innovation of Energy Fund
MECS	Ministry of Education, Culture and Science
MLSW	Ministry of Labor and Social Welfare
MOFALI	Ministry of Food, Agriculture and Light Industry
MUST	Mongolian University of Science and Technology
NCDI	Non-Communicable Disease and Injuries
NCVET	National Council of Vocational Education and Training
PHC	Primary Health Care
PIA	Program Implementation Agreement
PIU	Project Implementation Unit
PM	Particulate Matter
PPP	Public and Private Partnership
PURLS	Peri-Urban Rangeland Leasing Survey
RFP	Request for Proposal
RNA	Rapid Needs Assessment
RW	Railway
STEPS	Mongolian STEPS Survey on the Prevalence of Noncommunicable Disease and Injury Risk Factors - 2009
STI	Sexually Transmitted Infection
TBD	To be determined
TLC	Training Logistics Contractor
TOR	Terms of Reference
TVET	Technical Vocational Education and Training
UB	Ulaanbaatar
VET	Vocational Education and Training
VOC	Vehicle Operating Cost
WHO	World Health Organization



Overview

On October 23, 2007, the Government of Mongolia (GoM) and the Millennium Challenge Corporation (MCC), a United States Government agency, signed a five-year, \$285 million Compact to reduce poverty in Mongolia through economic growth. Annex III of the Compact provided a description of the Monitoring and Evaluation (M&E) Plan for the MCA Program. Millennium Challenge Account – Mongolia (MCA-M) was created as the entity accountable for implementing the Compact activities.

Monitoring and Evaluation (M&E) is essential for a results-based approach to program management. It was a key component of program design and remains incorporated into all facets of the program cycle through program close-out. The purpose of the M&E system is (i) to allow for staff at all levels to continually check if project activities are actually contributing towards the MCC and MCA-M's intended outputs and outcomes and (ii) to assist MCA-M management to adjust the project strategy in order to maximize the MCC and MCA-M's impact.

The M&E Plan serves the following functions:

- Explains in detail how the MCC and MCA-M will monitor the various Projects to determine whether they are achieving their intended results and measure their larger impacts over time through evaluations.
- Outlines any M&E requirements that MCA-M must meet in order to receive disbursements.
- Serves as a guide for program implementation and management, so that MCA-M Management Unit staff, Board members, Stakeholders' Committee members, program implementers, beneficiaries, and other stakeholders understand the objectives and targets they are responsible for achieving, and are aware of their progress towards those objectives and targets during implementation.
- Establishes a process to alert implementers, stakeholders and MCC to any problems in program implementation and provides the basis for making any needed program adjustments.

This M&E plan is considered a binding document, and failure to comply with its stipulations could result in suspension of disbursements. It may be modified or amended as necessary only with the approval of MCC and if it is consistent with the requirements of the Compact and any other relevant supplemental legal documents. Unless otherwise indicated, capitalized terms used but not defined in this opinion have the meaning provided in the Compact.



1. Summary of the Program and Objectives

Mongolia is landlocked between Russia and China, with approximately 2.6 million inhabitants in a territory of 1.56 million square kilometers. Nearly half of the population is concentrated in Ulaanbaatar, its capital, and the remainder is largely dispersed throughout the country. Mongolia's aging transport infrastructure and weak institutions are a significant constraint to economic growth and development, particularly given the pressures of the country's abrupt transition to a market economy, the collapse of financial support from Russia, and the rapid urbanization of what traditionally has been a highly dispersed rural herding society.

The Program is intended to release the potential of certain critical interlocking human, institutional, and physical resources that factor centrally in Mongolia's efforts to broaden and deepen economic development. The Program is expected to have a significant direct impact on individuals living in poverty, and significant indirect and ancillary benefits by creating new economic opportunities and increasing the capacity of individuals and groups to participate fully in and benefit from economic growth.

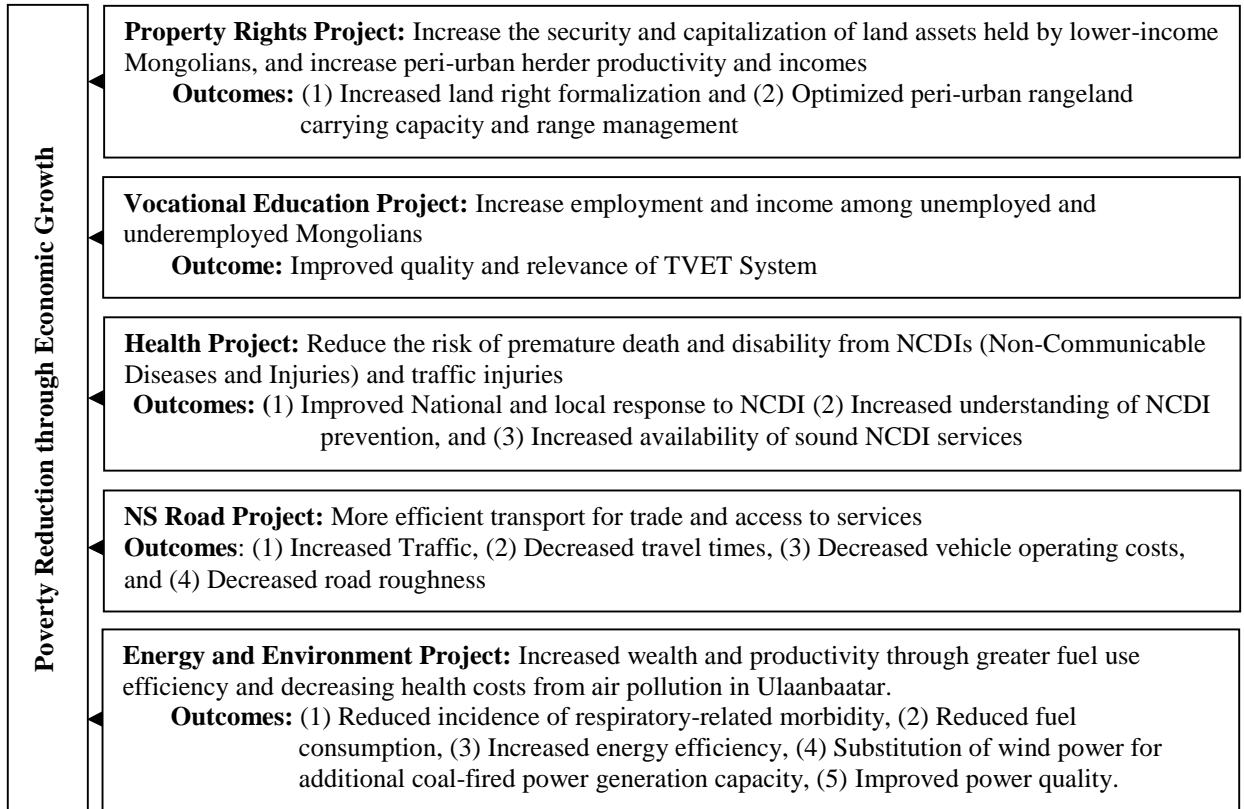
The Program consists of the Property Rights Project (Urban and Peri-Urban), the Vocational Education Project, the Health Project, the North-South Road Project and Energy and Environment Project as further described below (each, a "Project"). The direct aim of the Mongolia Compact is to reduce poverty through economic growth in Mongolia as a result of (i) increased security and capitalization of land assets and increase in peri-urban herder productivity and incomes, (ii) increased employment and income among Mongolians through access to more effective vocational education, (iii) reduced risk and incidence of premature death and disability from Non-Communicable Diseases and Injuries (NCDIs) (iv) more efficient transport for trade and access to services through the North-South corridor and (v) increased wealth and productivity through greater fuel use efficiency and decreasing health costs from air pollution in Ulaanbaatar. The Outcomes of the Mongolia Compact can be summarized as follows:



COMPACT LOGIC

Compact Goal

Reduce poverty through economic growth





Specific sub-activities for MCC funding were selected based on economic rates of return (ERRs) greater than or equal to the hurdle rate established by MCC of 15%. Further, the monitoring indicators for the Projects are tied closely to the assumptions used in the economic analysis of the Projects. The ERR models can be found on MCC's website as well as more detailed information on each of the Projects.

Economic Rate of Return Table				
	Original Economic Rate of Return (ERR)	Date Original Economic Rate of Return (ERR) Established	Current Economic Rate of Return (ERR)	Date Current Economic Rate of Return (ERR) Established
Property Rights: Privatization & Registration of Ger Area Land Plots Activity and Land Privatization and Registration System Activity	38.5	2007	21.0	2011
Property Rights: Land Leasing Activity	26.6 (Darkhan, Erdenet, Ulaanbaatar), 31.6 (Kharkhorin and Choibalsan)	2007	21.0	2012
Vocational Education	19.8	2007	10.3	2009
Health	21.0	2007	13.4	2009
North-South Road	11.2	2011	8.0	2013
Energy and Environment: Salkhit Wind Park	14.1	2009		
Energy and Environment: Energy Efficiency Innovation Facility (MCEEIF)	23.2	2009		

Projected Program Beneficiaries		
Project/Sub-Activity	Estimated Number of Beneficiaries	Present Value (PV) of Benefits
1. Property Rights		
Land Registration System Activity and Privatization of Ger Area Land Plots Activity	Up to 95,891 individuals	\$24,729,040
Peri-Urban Land Leasing	The activity's initial goal after adding Kharkhorin and Choibalsan was approximately 7,300 individuals. Current	\$9,390,613.53



	expectations are 6,277 individuals.	
2. Vocational Education	Up 170,000 TVET graduates over the next 20 years	\$35,547,846
3. Health	Approximately 2,300,000 people over the next 20 years	\$48,000,000
4. North-South Road	168,900 people over the next 20 years	\$121,400,000
5. Environment and Energy		\$36,359,014
Wind Park	338,425 people in Ulaanbaatar by 2029	\$94,854,923
MCCEEIF		

2. Monitoring Component

Project and Activity performance is monitored systematically, regularly, and on an on-going basis through the regular indicator tracking system. This analysis allows Directors of MCA-M and MCC to make programmatic adjustments as necessary with the view towards improving the overall impact of the Program.

. This section of the M&E Plan builds on Annex III of the Compact by refining the original Compact Goal, Objective, and Outcome Indicators and outlining Output and Process Indicators. In addition, each implementer monitors the inputs and outputs of each activity in a detailed manner.

Indicators

Project and Activity level outcomes will be measured by indicators. The Indicator Definition Tables in Attachment A provide a detailed definition of each indicator; unit of measurement; source of data; method of data collection and frequency of data collection.

Baselines and Targets for Performance

The baselines and targets for each indicator are shown in the Performance Tracking Tables in Attachment B. Where possible, targets are derived from the initial economic analysis justifying Program investments. Prior to implementation of a specific Activity, all baselines and targets relevant to that Activity should be specified, unless there are exceptions approved by MCC. If necessary, targets may be revised with written approval from MCC.

Disaggregating Data by Gender, Income, and Age

The ITT includes several gender specific indicators. In addition, the following indicators can be sex-disaggregated (by individuals or head of household), age, and/or income/consumption and will be reported in this manner to MCC:

Indicators to be Disaggregated by Gender, Income and Age			
Indicators	Gender	Age	Income
Program			



Urban Property Rights Project			
Households accessing bank credit	X		
Household land rights formalized*	X		
Stakeholders Trained*	X		
Peri-Urban Property Rights Project			
Net earned income of herder households in Darkhan, Erdenet and UB	X		
Net earned income of herder households in Choibalsan and Kharkhorin	X		
Leases awarded	X		
Leases awarded	X		
Stakeholders trained*	X		
	X		
Repayment rate by the leaseholders	X		
Vocational Education Project			
Annual salary of TVET graduates	X		
Rate of employment for TVET graduates	X		
Graduates from MCC-supported educational facilities*	X		
Students participating in MCC-supported education activities*	X		
Certified vocational education teachers	X	X	
Employed graduates of MCC-supported education activities*	X		
Instructors trained*	X		
Percent of active teachers receiving certification training	X		
Proportion of families with TVET graduates**			X
Health Project			
Prevalence of reduced sodium intake	X		
Prevalence of high blood sugar	X		
Prevalence of hypertension	X		
Exposure to second-hand smoke	X		
Screening for diabetes	X		
Screening for hypertension	X		
Prevention of cervical cancer through HPV vaccination	X		
Productive years of workforce	X		
High risk for NCDs	X	X	
Awareness of working population related to NCD prevention	X	X	
Early detection of cervical cancer	X		
Screening for cervical cancer	X		
Capacity of health staff	X		
Capacity built in stroke and AMI	X		
Road Project			
Number of workforce trained on trafficking in persons, health and safety, and HIV/AIDS and STIs	X		
EEP Project			



Number of female-headed households purchasing subsidized products	X		
---	---	--	--

*-Common Indicator

Data Quality Reviews

Data quality reviews (DQR) verify reported performance data by analyzing the accuracy, reliability, timeliness, and objectivity and consistency of performance data over time. Such data quality reviews will also identify cases in which the highest degree of data quality is not possible, given the realities of the data collection circumstances. These assessments are intended to cover data reported from implementers, survey firms hired by MCA-M, and other institutions and data sources as necessary, such as the National Statistical Office (NSO), Property Registry Office, Cancer Center and related Government Agencies.

The particular objectives for the data quality reviews are identification of the following parameters: i) what proportion of the data has quality problems (completeness, conformity, consistency, accuracy, duplication, integrity); ii) which of the records in the dataset are of unacceptably low quality; iii) what are the most predominant data quality problems within each field.

MCA-M contracted an independent data quality reviewer in compliance with MCC Program Procurement Guidelines for MCA-led household survey data collection efforts. The M&E Officer and other Officers, as appropriate, within MCA-M and the PIUs also regularly check data quality for indicators reported.

M&E Reports

Periodic Reports from MCA-M to MCC are required by the Program Implementation Agreement (PIA). Periodic Reports are part of a package of reports that MCA-M submits to MCC on a regular basis. MCC’s Reporting Guidelines describe the necessary content of these Periodic Reports and their due dates. The guidelines and formats can be found on the web at www.mcc.gov under “Country Tools.” Some of those reports include the tracking of on-going “actual” progress of Project and Activity indicators against “targeted” progress. These reports serve as a vehicle by which the MCA-M Management informs MCC of implementation progress, impediments, lessons learned, best practices and on-going field revisions to Project work plans. Periodic Reports include data on the indicators described in the Monitoring Component and analysis of those data. The analysis compares the actual results to the indicator targets and determine the reason for deviations from projections (above a certain threshold).

In addition to the regular Periodic Reports, MCA-M will prepare a final report called a **Compact Completion Report (CCR)**. The CCR shall be prepared according to guidelines provided by MCC taking into consideration, among other things, the objectives and content of the impact evaluation. In addition to normal Periodic Report content, the CCR should provide:

- A concise description of the Program from proposal to completion;
- A preliminary assessment of the Program’s outcomes;
- Identification of beneficiaries including relevant characteristics, such as gender, age, and income level, degree of participation and assessment of differential impacts among the various groups (when possible);
- A preliminary assessment of the Program’s sustainability--that is, its likelihood to



reach the future monitoring targets established as a measure of the projects' sustainability

- Lessons learned.

The Compact Completion Report is due at the latest forty-five (45) calendar days from the expiration of the Compact.

Information about progress on implementation should be posted on MCA-M's website.

Linking Disbursements to Performance

The Program Implementation Agreement includes the following condition for each disbursement:

“there has been satisfactory progress on the M&E Plan for the Program, relevant Project or Project activity and substantial compliance with the requirements of such M&E Plan”
(PIA, Section 3.5 (b)(v))

Whether or not there has been satisfactory progress on the performance indicators is analyzed by MCC each time a Disbursement Request is submitted and approval of each request is conditional on MCC determining that there has been satisfactory progress on the indicators.

In addition, whenever feasible, MCA-M includes performance targets as deliverables against which payments will be made in implementation contracts. In other words, MCA-M contractors are responsible for achieving the M&E targets when applicable.



3. Evaluation Component

Evaluation is an essential element of the Mongolia Compact. One of the key features of the MCC's approach to development assistance is its strong commitment to conducting rigorous impact evaluations of its programs, which employ methodologies that determine whether results can be reliably attributed to MCC interventions. However, in addition to impact evaluations, MCA-M may conduct performance evaluations to understand the effects of projects and activities.

Impact Evaluations and Performance Evaluations

The Program will be evaluated based on the extent to which the interventions contribute to the Compact Goal, which is to decrease poverty through improved economic performance. An impact evaluation is defined as a study that measures the changes in income and/or other aspects of well-being that are attributable to a defined intervention. Impact evaluations require a credible and rigorously defined counterfactual, which estimates what would have happened to the beneficiaries absent the project. Estimated impacts, when contrasted with total related costs, provide an assessment of the intervention's cost-effectiveness. A performance evaluation is defined as a study that seeks to answer descriptive questions, such as: what were the objectives of a particular project or program, what the project or program has achieved; how it has been implemented; how it is perceived and valued; whether expected results are occurring and are sustainable; and other questions that are pertinent to program design, management and operational decision making. MCC's performance evaluations also address questions of program impact and cost-effectiveness.

MCC will be responsible for contracting the impact evaluators for the Property Rights, Energy and Environment, and Vocational Education Projects; MCA-M will contract the evaluator for the Health Project.

Summary of Evaluation Design

1. Property Rights Project: Privatization of Ger Area Land Plots and Land Registration System Activities

Evaluation Questions

1. How does the privatization and registration of ger area land through the Property Rights Project impact land investments, property values, access to credit, and ultimately, household income?

Key outcomes to be evaluated include a) ownership and registration status of household plots, b) cost and time to register, c) household income, d) land values, e) household access to credit, f) probability that land is bought and sold by facilitating land transactions, g) number of households undertaking improvements to their land, and h) changes in land conflict.

Privatization of Ger Area Land Plots Activity



The evaluation will involve 3 project districts (Bayanzurkh, Songinokhairkhan, and Chingeltei) in the capital city as well as the 2 largest regional centers, Darkhan and Erdenet, of the 8 regional centers being completed by the project.

Methodology: In order to best detect the effects of the Ger Area Land Activity under the Property Rights Project, the evaluation used a randomized controlled design. The evaluation design groups hashaa plots into geographic clusters defined by kheseг, the smallest administrative unit utilized in Mongolian cities. Because these are small and relatively numerous, randomizing at this level will allow for the greatest statistical power while also allowing for the cost savings associated with registering geographically contiguous groups of plots at the same time.

Kheseгs were also stratified by level of formalization. GIS data on all hashaa plots in the ger areas of the relevant districts of Ulaanbaatar (Bayanzurkh, Chingeltei, and Songinokhairkhan) and in Darkhan and Erdenet, were obtained from the PRP Implementation Unit (PIU). The ownership status of many of these plots was recorded in this GIS data set, though the ownership status information was known to be out of date and inaccurate. Once the GIS and administrative cadastral datasets were integrated, the number of program-eligible plots per kheseг unit was calculated. Plots listed as “fully registered” in the GIS data were not included in this calculation since they would not be eligible for project assistance. The number of plots to be sampled from each kheseг was determined by multiplying the proportion of all eligible plots that resided in that kheseг by 8000, the targeted survey sample size. After the sample size for each kheseг was determined, that same number of plots was randomly selected from the list of plots in each kheseг to be administered the survey. After the Special Hasha Plot Survey (SHPS) baseline was conducted, some kheseгs in the ger areas were randomly selected to receive the privatization and registration assistance (the treatment group), while other kheseгs in ger areas were selected to remain as control groups.

The outcomes of the households in the treatment and control group will be compared to assess the impacts of the program. The random assignment described above led to the creation of two virtually identical groups at the baseline. The only difference between the two groups will be that the treatment group is offered the privatization and registration assistance, while the control group is not. As a result, any changes observed between the two groups over time can be attributed to the privatization and registration assistance program.

Treatment group: The treatment group will consist of households that have not registered their parcel and are located in ger areas throughout Mongolia that have been chosen to be included in the MCA-Mongolia Property Rights Project.

Control group: The control group will consist of households that have not registered their parcel and are located in ger areas throughout Mongolia that have *not* been chosen to be included in the MCA-Mongolia Property Rights Project.

Data collection: The Special Hashaa Plot Survey (SHPS) evaluates the household level impacts of privatization and registration of hashaa plots. The household-level surveys includes questions on demographic characteristics of household members (age, education, race, religion), employment and income, land tenure and transactions, total wealth and its



components, borrowing behavior including sources of credit, size of loans, conflicts, the use of collateral, and the cost and time to register. The key plot-level variables include ownership status, property value, specific measures of investments to land, specific measures of investment in housing, plots size, and distance to amenities. The survey planned to collect data on an estimated 8000 households across several hundred khesege areas in Ulaanbaatar and the aimag centers of Erdenet, Darkhan and Tuv; however due largely to empty plots and a variety of other factors, only around 5800 plots were surveyed. A baseline survey was conducted Nov 2011-Aug 2012 and a follow-up survey is planned for post compact-2015.

Land Registration System Activity

The Property Rights Project also entails changes to the laws and regulations governing registration of land ownership, office upgrades, and improvements to the registration system. Because these changes are expected to affect both treatment and control groups, the evaluation design specified above would not capture these impacts.

Methodology: The evaluation of the Land Registration System Activity is a pre-post comparison focused around the changes in 1) the changes in time to access a loan; and 2) the back office time and procedures at Mongolia's Land Registry at the General State Registry (GASR) brought on from the electronic registry system and any policy or institutional reforms that occur after the baseline. In addition, a performance evaluation will assess changes in legislation, increases in demand for land registration and related reasons, and changes in time to carry out a transaction from the establishment of district offices.

Treatment group: Both treatment and control groups from Privatization of Ger Area Land Plots Activity.

Control group: No control group.

Selection method: Not applicable. Pre-post method.

Data collection: A Registry Systems Process Study (RSPS) will examine changes in the time, and procedures associated with the key property transactions at GASR, including first time land privatization and registration and majorsecondary transactions, such as mortgages. The study will collect data on roughly 900 individuals and commercial entities engaged in the completion of banking related transactions that involve GASR, as well as data on the back office processing time at GASR to carry out 900 land transactions. The first baseline survey did not provide quality data. As such, a second baseline with the above revised design is scheduled for 2013. A follow-up survey will occur in 2014. The performance evaluation will largely rely on interviews with stakeholders-banks and other commercial entities, land administration officers and customers.

2. Property Rights Project: Peri-Urban Land Leasing Activity

Evaluation Questions

1. How does the securing of long-term land use rights and provision of infrastructure and training through the Peri-Urban Rangeland Management Project impact livestock herding efficiency and productivity in the peri-urban area?



Key outcomes to be evaluated include a) herder household income, b) herd mortality rate, c) herd productivity, as measured, for example, by liters of milk per dairy cow, d) livestock and rangeland management practices, such as use of rangeland within its carrying capacity, e) investments in rangeland, capital, and technology for future business activity, and f) land quality as measured, for example, by grass yield and vegetation composition. **Methodology:** The peri-urban land leasing activity involved 2 phases. The first phase was carried out in Ulaanbatar, Darkhan and Erdenet and then a second expansion phase in Choibalsan and Kharkhorin. Although a rigorous evaluation design was originally pursued in Phase 1, implementation constraints (largely due to not enough qualified applicants/parcels available for a lottery or regression discontinuity approach) did not allow for the adoption of a rigorous evaluation strategy. Therefore, two separate approaches were utilized to evaluate the project. A semi-rigorous propensity score matching (PSM) approach was used for Phase 1 and a randomized controlled experiment (via lottery) was utilized for Phase 2.

Phase 1 (Ulaanbaatar, Darkhan and Erdenet) – PSM Approach

Since beneficiary herders in these areas were chosen through a non-randomized idiosyncratic process, one cannot assume that they are similar to other herders that applied for the project but were not chosen. In order to construct a control group that is similar to the herders in the project, statistical modeling techniques were used. A large number of non-beneficiary herder households were interviewed during the baseline and follow-up data collections. These households included herders that applied for the project but were not accepted as well as a randomly selected portion of the general herder population. Non-project households were compared to the project households along a variety of observable dimensions like income, education, rangeland location, herd size, etc. Each project household was then matched with one or more non-project households that were very similar in terms of important observable characteristics. The difference in outcomes for these paired households was then analyzed and the average difference calculated to gain an estimate of project impact. Because each pair of households will be almost identical in terms of observable characteristics, except for the fact that one was selected to participate in the project and the other was not, it is reasonable to assume that any difference in outcomes between the pair was induced by the project.¹ However, the major drawback of this approach is that the estimate of impact generated does not account for non-observable traits, such as motivation or talent, that can have an important effect on ultimate outcomes.

Phase 2 (Choibalsan and Kharkhorin) – Two-stage Randomized Design

In the first stage of this design, all herder groups who had access to land that met the project criteria were allowed to submit applications for the available leasing slots. These applications were scored by local selection committees, according to a set of predefined social criteria, and some of the herders were short-listed. In the second round of selection, all of the short-listed applicants participated in a lottery. Approximately half of the applicants were randomly selected to receive a leasing slot (the treatment group) while the other candidates were assigned to the control group. Because random assignment leads to the creation of two virtually identical groups at the baseline, the only difference will be that the treatment group is offered the lease and associated project assistance while the other group (the control group)

¹ This assumes no overlap of land or pasture usage between treatment and control herders. If this assumption does not hold and “control” herders lose access to land they previously used because it has now been leased to the treatment group, the benefits of the treatment could be exaggerated.



is not. As a result, any changes observed between the two groups over time can be attributed to the leasing program.

Treatment group: The treatment group will consist of herder groups in peri-urban areas of UB, Erdenet, Darkhan, Choibalsan and Kharkhorin that have been chosen to be included in the MCA-Mongolia program.

Control group: The control group will consist of herder groups in peri-urban areas of Choibalsan and Kharkhorin that have *not* been chosen to be included in the MCA-Mongolia program.

Data collection: The below data collection efforts have been developed to capture extensive baseline data on the intervention of peri-urban rangeland project, including leasing, training, wells, fodder and fencing materials.

1. A Peri-Urban Rangeland Leasing Survey (PURLs) will measure activity effects to project herder groups and associated households, such as livestock productivity, across the Phase 1 project areas of UB, Darkhan and Erdenet. PURLs baseline took place in 2011, with follow-up surveys in 2013 and a tentative third follow-up survey scheduled for 2015. . The expansion PURLs (ePURLs) will measure activity effects for project herder groups and associated households in the Phase 2 areas of Choibalsan and Kharkhorin. Baseline survey took place in 2012 with a follow-up survey planned for 2014 and tentatively another follow-up survey in 2016. In addition, the surveys will gather data on a number of neighboring households living on land that is contiguous to the tracts utilized by the herder groups. Information on neighboring households will be used to answer questions regarding possible spillovers that the project may have on nearby residents. Finally, a separate questionnaire will be administered to soum governors in project areas to collect information on soum level outcomes like migration and land conflicts. The lease candidate and neighbor questionnaires will collect data on the characteristics and economic activity of herder households, herd and rangeland management practices, characteristics of the pastureland plot, conflict and cooperation with neighbors, tenure rights and perceptions, and future plans for business activity. The soum governor questionnaire will collect data on soum-level land disputes, in- and out-migration, land tenure rights, and overall agricultural activity.
2. A Rangeland Quality Productivity Survey will examine the Peri Urban Land Leasing Activity effects on environmental degradation and rangeland quality of the project parcels in the peri-urban areas of Choibalsan and Kharkhorin. Baseline parcel data was collected in Spring/Fall 2012 and follow-up data collection will occur in Spring/Fall 2013. Planning for future follow-up surveys will depend on changes in herding practices seen from the PURLs/ePURLs surveys.

3. Vocational Education and Training Project

Evaluation Questions

1. What is the causal impact of attending the TVET schools in our sample on vocational education students' academic achievements and skill levels?



2. What is the causal impact of attending a TVET school on vocational education students' post-graduation employment rates and salary levels?
3. What characteristics predict greater academic and labor market success for applicants due to participation in a TVET school?

Specifically, the evaluation will seek to understand the impact of the TVET schools on the following outcomes:

- Employment status and regularity of employment
- Job type and industry
- Hours worked and wage rates
- Employment and wage prospects
- Asset ownership and consumption
- Household income
- Skill levels and general knowledge
- Self-perceptions and general well-being

Methodology: The evaluation will estimate the impact of the Vocational Education Project's activities by comparing students that have received the benefits of the project to similar groups that do not receive these benefits.

An “oversubscription” model was used to separate out the causal impact of attending a VET school. This model relies on the fact that many schools are already oversubscribed – i.e. receive more applications than they have the resources to accept. Students at ten oversubscribed project schools were first determined to be eligible for admissions and then took part in a lottery that fairly and transparently selected students to be part of the treatment and control groups.

Treatment group: Vocational school applicants who have been admitted to 10 (of 50) project-supported vocational schools.

Control group: Vocational school applicants who have *not* been admitted to 10 (of 50) project-supported vocational schools.

Selection method: Randomized admissions of applicants at 10 of 50 project-supported vocational schools in three rounds (2010, 2011, and 2012).

Data collection: Four surveys have been developed to capture extensive data on the intervention's effects on student outcomes.

1. Student Admissions Survey will collect the below data on prospective applicants to the 10 project-supported schools that are being studied for this evaluation.
 - i. Demographic and employment information
 - ii. School-specific information used to identify unqualified applicants
 - iii. Students' preferences over trades offered by school
 - iv. A short aptitude test
 - v. Contact information
2. School Administrative Survey will capture: Student Level: Enrollment status and course of study if enrolled



- i. Student Level: Teacher assessment of students' skills
 - ii. Administrator/School Level: Presence of school improvements
 - iii. Administrator/School Level: Experience with compact programs
 3. Student Graduation Survey will evaluate the technical and vocational aptitude the treatment and control group learned during their study at the VET Institutions. The following information will be collected:
 - i. Educational History
 - ii. Employment history and wages
 - iii. Psychometric scales to assess well-being
 - iv. Asset and Ownership
 - v. Contact information
 - vi. Skills tests
 4. Tracking Survey follows students approximately each year to ensure that MCA maintains accurate contact information for students. This will help avoid attrition for the Student Graduation Survey. The following information is collected:
 - i. Short education survey from previous year
 - ii. Short employment survey from previous year
 - iii. Contact information

4. Health Project

Evaluation Questions

1. Was each activity implemented as planned?
2. What were the strengths and weaknesses in implementation?
3. What changes were found in key outcomes of interest?

Methodology: Performance pre-post evaluation using a combination of qualitative and survey data. A consultant will analyze the project data, survey data, and conduct interviews with key informants to inform this evaluation.

Treatment group: 95% of the total population of Mongolia

Control group: No control group.

Selection method: Not applicable. Pre-post method.

Data collection: The below surveys have been developed to capture extensive baseline and follow-up data on the project.

1. STEPS Survey.
2. Facility-Based Impact Study.
3. Knowledge, Attitude and Practice (KAP) General Public Survey.
4. Knowledge, Attitude and Practice (KAP) Instructors Survey.
5. Knowledge, Attitude and Practice (KAP) Traffic Workers Survey.

5. Energy and Environment Project

Evaluation Questions



1. How do energy-efficient products impact ambient air pollution levels, and health and income of residents in Ulaanbaatar?
2. How do different project stove models and different patterns of usage affect the level of impact on ambient air pollution, and the health and income of households with project stoves?

Key outcomes to be evaluated include a) fuel consumption and costs, b) stove usage, c) emissions from houses and gers in ger areas, d) indoor and outdoor air pollution levels, e) air pollution related health effects, and f) household income.

Methodology: To measure changes in fuel consumption and expenditures at the household level, the evaluation compares a sample of households using project stoves to a sample of households using traditional stoves. Since households can choose whether to obtain a project stove at the subsidized price, the households that decide to purchase the project stove may systematically differ from those that do not. In order to control for these differences, a statistical technique called propensity score matching (PSM) is used. This matching technique allows the estimation of the differences in outcomes between participating and non-participating households while accounting for differences in observable characteristics that predict the probability that a household adopts the project stove.

To measure the effect of project stoves on emissions, the evaluation employs a similar household-based approach. Simple comparisons of total emissions levels from households with project versus traditional stoves may be biased, since households that adopt project stoves may be more conservative in terms of fuel consumption, and by extension emit lower emissions, even if they were still using traditional stoves. This type of bias could distort the estimates of outcomes and the differences in stoves use by households with different behaviors and characteristics. To account for this potential bias, the evaluation measures emissions on a per-unit-of-fuel basis, to estimate the relative emissions of different stove types under real-world conditions. To estimate the overall reduction in emissions from project stoves in Ulaanbaatar, the evaluation combines measured emissions rates with differences in fuel consumption for houses matched by propensity score.

To understand the project's contribution to improving air quality in Ulaanbaatar, the evaluation will take a modeling approach that will estimate air pollution levels under two scenarios: (1) the existing scenario, in which the project stoves have been distributed, and (2) a hypothetical counterfactual in which all households would still be using traditional stoves as if the project stoves had never been distributed. The evaluation will then use global dose-response functions to calculate health outcomes for Ulaanbaatar residents resulting from the estimated decrease in local ambient pollution levels.

Treatment group: Ulaanbaatar ger area residents who have adopted MCEEIF-subsidized stoves.

Control group: Ulaanbaatar ger area residents who have not adopted MCEEIF-subsidized stoves.

Selection method: Not applicable. As selection bias is expected between the treatment and comparison populations, a matched design will be used. **Data collection:** A pilot survey was



conducted during the 2011-2012 heating season and a full survey was done during the 2012-2013 heating season. Both efforts included the following:

1. Household survey in approximately 1096 homes for full survey (and less than 500 in the pilot).
2. Emissions and indoor air pollution monitoring in a subsample of at least 150 homes.
3. Modeling of changes in ambient urban PM in Ulaanbaatar using emissions and fuel consumption data measured above.

6. Road Project

Project economic rate of return model will be revised and updated at the end of the Compact. An independent evaluation is not currently planned.



4. Assumptions and Risks²

The Mongolia program logic is based on specific assumptions about the linkages between individual Project Activities and the goal of poverty reduction through economic growth. Assumptions inform the economic analysis (economic rates of return) while risks are external to program implementation, but are likely to affect program success.

Urban Property Rights Project	
Assumptions	Risks
Improved accuracy and accessibility for recognizing and transferring land rights will help urban land owners to use their land as a marketable asset.	Usage of land as a marketable asset or number of people who was served by the land registration center will depend on land owner’s personality, knowledge and entrepreneurial ability.
Peri-urban Property Rights Project	
Assumptions	Risks
Improved rangeland for leasing and supported training on rangeland management will advance livestock herding efficiency and productivity in peri-urban area.	Efficiency improvement on productivity of livestock herding in leased rangeland will not be high due to herders’ experience, knowledge and management Risk of reduced productivity and rangeland degradation in neighbor areas adjacent to the lease sites
TVET Project	
Assumptions	Risks
Reforms to TVET policy, creation of skills standard and competencies system will help improved quality of TVET system. Capacity building on TVET schools around the country and new curriculum will advance TVET graduates’ competency.	Overall performance of TVET system will not be improved if it lacks Government financing, investment and policy support. TVET graduates’ competency will not be advanced if capacity building on TVET and new curriculum fail to be market oriented and meet the demand of the labor market. TVET schools need to have good feedback and cooperation with private sector in labor market.

² The assumptions and risks were developed at the beginning of the Compact.



<p>TVET schools graduates will support the supply of technical labor force and contribute to the construction and production industry.</p> <p>Small grants and project intervention will promote dissemination of best practices and cause the competition among TVET schools to increase</p> <p>Provision of up-to-date equipment, technology and tools and upgrading will enable TVET schools to train graduates who can meet labor market demand after graduation in the long run.</p> <p>Imported work force in mining and construction sectors will be decreased.</p> <p>PPPs will develop through involving firms to provide best on-site training and workplace learning practices.</p>	<p>Technical labor force demand will depend on economic circumstances and government policy at the macro level and skills and productivity of graduates at the micro level.</p> <p>Uneven competition between TVET schools to secure Project support.</p> <p>Poor maintenance and care of expensive equipment, technology and tools including theft. Ongoing need for replacement equipment and tools owing to wear and tear and technology developments.</p> <p>Projected growth in the mining and construction sectors stalls.</p> <p>Poor pool of eligible firms to compete for competitive grants.</p>
--	--

Health Project

Assumptions	Risks
<p>Improved system for NCDI prevention will advance hospitals and health centers to detect and treat NCDI effectively</p>	<p>Performance of NCDI prevention system will depend on the effective application of the experience and knowledge of NCDI professionals as well as adequate Government support (budget for NCDI and public policy)</p>
<p>Adoption of healthy lifestyles and preventive measures to avoid NCDI causes will reduce incidence and extend healthy life expectancy of the labor force.</p>	<p>Significant adoption of healthy lifestyles and preventive measures may take more time than anticipated hence affecting the rate of change in incidence as well as rates of productivity of the labor force in the short-run.</p>
<p>Improvement on NCDI early detection activity will reduce the NCDI treatment cost and increase recovery rate.</p>	<p>Early detection system may work ineffectively if people do not have desire to engage in check-ups and to pursue benefits of early detection.</p>

North-South Road Project

Assumptions	Risks
	<p>Design and Construction Results: Poor contractor</p>



<p>Availability of qualified management staff to manage the Road project</p> <p>Technical assistance activities will improve/support road maintenance system involving state-owned and private companies</p> <p>Cost overruns due to unforeseen events shall be supported by the government.</p> <p>MCA-M performs well enough and complete Road construction work on time thanks to appropriate planning and successful procurement</p>	<p>performance and substandard designs or workmanship due to poor supervision</p> <p>Road Maintenance: Current system may not be adequate for sustainable routine and periodic maintenance of additional new roads, Inconsistent performance by maintenance companies, which are state-owned</p> <p>Cost overruns due to unforeseen events are not supported by the government</p> <p>Work execution: Completing the civil works within the compact period is challenging, particularly in the context of Mongolia (severe climate, remote construction sites, procurement challenges)</p>
--	--

Energy and Environment Project

Assumptions	Risks
<p><u>MCEEIF</u></p> <p>Significant donor coordination and ongoing activities in the sector will expedite evaluation of a variety of energy efficient products and homes.</p> <p>One size fits all has not worked in the past. Offering a variety of solutions to consumers and an intense public awareness and informational campaign will help maximize participation.</p> <p>Demand is price elastic. Subsidies are expected to amount to the difference between the price of the energy efficient technology and the price of its next closest traditional substitute or more, as supported by market and economic analysis, as an incentive to adoption.</p> <p>All ger district residents, both existing and new, will be eligible to receive subsidies. In the case of products (not homes), consumers will sign a consumer participation agreement requiring the trade in or disposal of old product technology.</p> <p>Investments will lead to noticeable and measurable decreases in emissions</p>	<p><u>MCEEIF</u></p> <p>Insufficient number of products certified in time to use all funding</p> <p>Lower than expected adoption of energy efficient technologies</p> <p>Resale of appliances supported outside of UB</p> <p>Increase in ger area population offsets air pollution gains</p>



WIND

The wind farm will achieve financial close in December 2009. EBRD and IFC participation will mitigate risk of delayed or non-completion.

GoM agrees to condition precedent to disbursement of subsidies which requires two incremental tariff increases prior to the end of the Compact.

MCC Procurement Guidelines will be followed to procure qualified small works contractors.

WIND

Delay in Wind Farm completion due to delay in finalizing PPA negotiations or construction delays.

GoM does not honor PPA – either does not or cannot purchase power.

Risk on local technical capacity to implement



5. Implementation and Management of M&E

Before beginning implementation of the Projects and Project Activities, MCA-M was responsible for orienting staff and project implementers on how project performance is to be measured and providing training necessary to comply with the M&E Plan. MCA-M also reviewed comments and suggestions from beneficiaries, including the Stakeholders' Committee. MCC and MCA-M may make adjustments to the M&E Plan as needed, provided any modification or amendment of the M&E Plan has been approved by MCC and is otherwise consistent with the requirements of the Compact and any other relevant supplemental legal documents.

Responsibilities

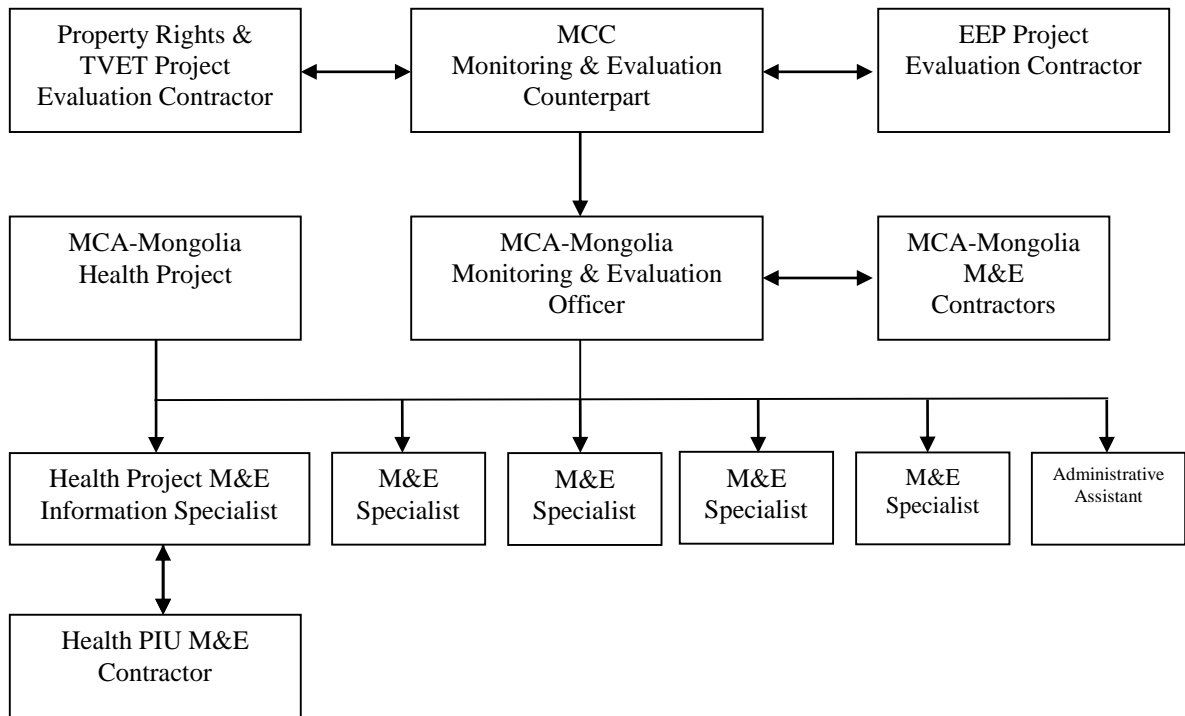
The general M&E responsibilities to be carried out by the Monitoring and Evaluation Officer (M&E Officer) and MCA-M M&E team includes the following:

- Guide the establishment of the M&E system, including data-collection, data-analysis and reporting systems;
- Ensure that the M&E Plan and ERR analysis are modified and updated as improved information becomes available;
- Design the impact evaluation strategy in collaboration with MCC and external consultants;
- Manage the data collection for the impact evaluations;
- Collaborate with the Procurement Officer to prepare and conduct procurement of M&E contracts;
- Ensure that gender specific indicators are identified and findings are disaggregated and reported by gender, age, and income, as applicable;
- Participate in monitoring through site visits, review of program reports and secondary data;
- Facilitate learning exchanges and information dissemination;
- Organize and oversee regular independent data quality reviews.

The MCA-M M&E team consists of six people: the M&E Officer, four M&E Specialists and an M&E and Administrative Assistant. In addition, a Health M&E Specialist who will work in the Health PIU to monitor the Health Project. The overall M&E function has been implemented through the MCA-M M&E team, MCC M&E counterpart and M&E independent contractors. In addition, MCA-M and PIU Directors are involved in the monitoring process to make sure that the M&E information is used to make important management decisions. The M&E Officer also supports and participates in the MCA Complaint Resolution Procedure to ensure that any complaints related to M&E procedures are appropriately addressed.



MCA-Mongolia M&E Team Operational Structure



Review and Revision of the M&E Plan

The M&E Plan is designed to evolve over time, adjusting to changes in program activities and improvements in performance monitoring and measurement. Periodically, the M&E Officer of MCA-M and representatives of the MCC M&E Division will review how well the M&E Plan has met its objectives. The review is intended to ensure that the M&E Plan measures program performance accurately and provides critical information on the need for changes in project design. This review is intended to ensure that the M&E plan:

- Shows whether the logical sequence of intervention outcomes is occurring;
- Checks whether indicator definitions are precise and reporting is timely;
- Checks whether M&E indicators accurately reflect program performance;
- Updates indicator targets, if targets are “TBD” or if projects have changed significantly; and
- Adds indicators, as needed, to track unmeasured results

The M&E Plan is revised by MCA-M, in agreement with MCC, when the need for change has been identified in the review. Each revised M&E Plan is submitted to the MCA-M Board for approval if changes are substantial and to MCC for acceptance.



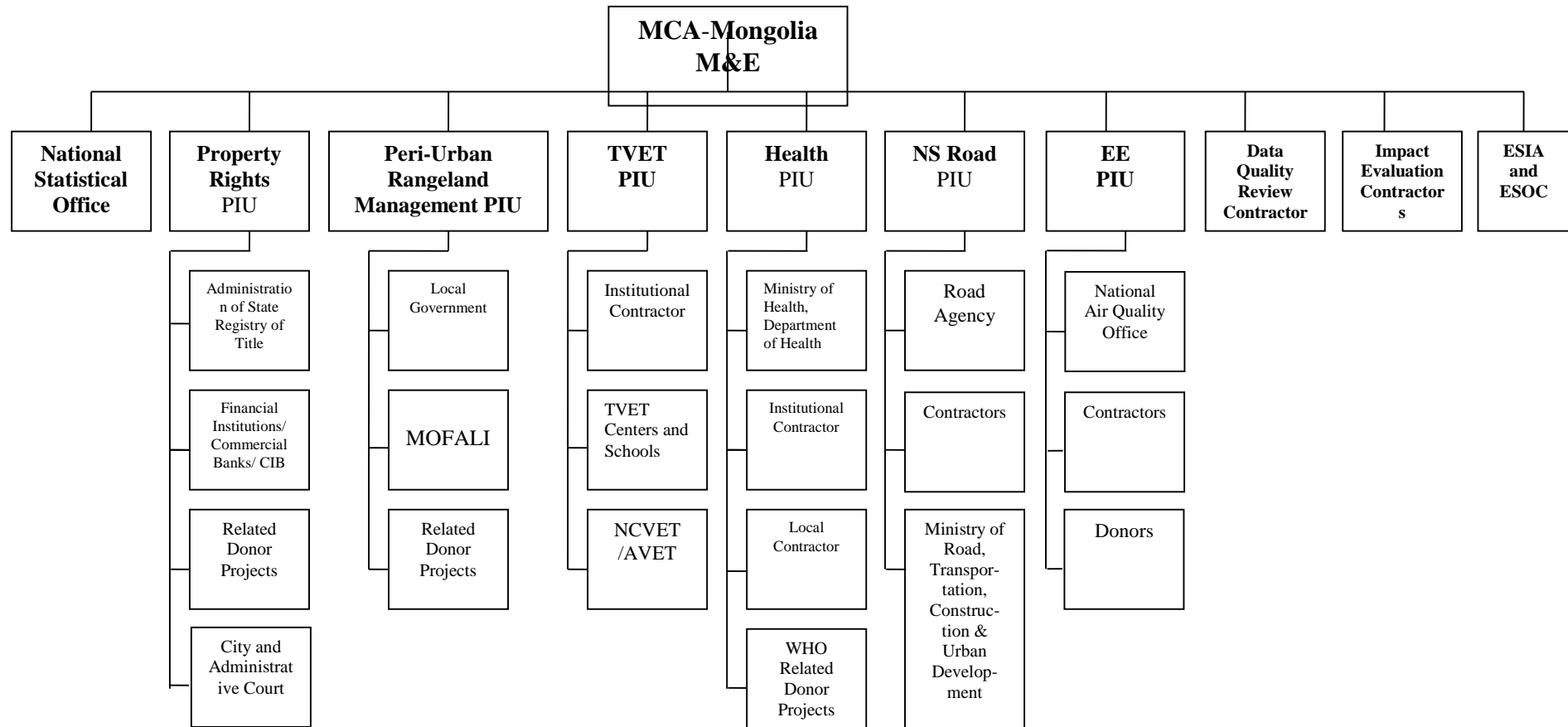
Coordination of M&E Data Gathering

MCA-M will receive data and reports from a variety of institutions, including project implementers, the National Statistical Office and contracted survey firms. The following diagram displays the flow of information from these organizations to MCA-M, and the Indicator Definition Tables outline the information that will be collected and reported by each institution.³

³ The diagram is meant to depict the flow of information, not the supervisory relationship of the organizations.



Coordination of M&E Data Gathering





6. M&E Budget

The proposed budget for M&E activities for the five-year term of the Compact plus some data collections to support continued monitoring and evaluation post compact is \$8.2 million. The M&E budget does not include the M&E staff of MCA-M or the PIUs, whose salaries and field trips are included in the administrative budget. A summary of the M&E Budget is shown below.

Mongolia: Compact Budget for Monitoring and Evaluation (in thousands of dollars)¹

	TOTAL
Surveys	
Health Project	1,032
TVET Project	1,115
Property Rights Project: Privatization of Ger Area Land Plots and Land Registration System Activities	820
Property Rights Project: Peri-Urban Rangeland Leasing Activity	2,395
Energy and Environment Project	1,050
Road Project	172
Capacity Building	
Survey of Graduates (assistance to school administrations) and MCA-M Capacity Building	382
Data Quality Reviewer	
DQR and DQA (supplemental data quality assessment and review)	822
Management Information System	
Database hardware, software and training	24
Evaluation	
Process Evaluations	200
Other Special Studies	189
COMPACT TOTAL	8,201

¹This is the prospective budget that was developed at the beginning of the Compact.



I. Indicator Tracking Tables

Property Rights Project – Improvement of Land Privatization and Registration System Activity & Privatization & Registration of Ger Area Land Plots Activity

CI Code	Indicator Level	Indicator Name	Definition	Unit of Measure	Disaggregation	Primary Data Source	Responsible Party	Frequency of Reporting	Additional Information
Project: PROPERTY RIGHTS PROJECT									
	Outcome	Immovable property value (per square meter) of hashaa plots in Ulaanbataar, Darkhan and Erdenet project areas	Average reported monetary value of hashaa plot per square meter in project areas. Baseline reflects households living in project areas which have not fully registered their hashaa. Follow-up reflects households living on parcels in project areas which received title. Respondents are asked the value of their hashaa plot and the enumerator records the number of meters that the hashaa plot covers.	US Dollars	By location (Darkhan and Erdenet/ UB)	Special Hashaa Plot Survey	IPA with data collection by MCA	baseline 2012, and follow up 2016	Exchange rate to US\$ based on Dec 2012 exchange rate (1375.48)- 38,000/1375.48= \$27.63. 8,000/1375.48= \$5.82. Post compact indicator
	Outcome	Percentage of project households accessing bank credit in Ulaanbataar, Darkhan and Erdenet	Percentage of surveyed households in project areas who are accessing bank credit. Baseline reflects households living in project areas which have not fully registered their hashaa. Follow-up reflects households living on parcels in project areas which received title.	Percentage	Gender	Special Hashaa Plot Survey	IPA with data collection by MCA	baseline 2012, and follow up 2016	Post compact indicator



MCA-M M&E Plan

	Outcome	Percentage of project households accessing bank credit which are using their hashaa plot or property as collateral in bank loan in Ulaanbataar, Darkhan and erdenet	Percentage of surveyed households in project areas who are accessing bank loans and using their hashaa plot or property as collateral in bank loan. Baseline reflects households living in project areas which have not fully registered their hashaa. Follow-up reflects households living in project areas which received title.	Percentage	-	Special Hashaa Plot Survey	IPA with data collection by MCA	baseline 2012, and follow up 2016	Post compact indicator
	Outcome	Official time prescribed for property transactions (first-time)	The prescribed number of calendar days for an individual or company to conduct a first-time property registration of a hashaa plot or a property . This starts from applying for land, mapping the parcel, a possession certificate, governor's decision/approval, notarized supporting documents and a title from GASR.	Days		Law on Land Allocation to Mongolia Citizens; Regulations from ALACGAC; Regulation by Ministry of Justice on Notaries and Notary Fees, and Property Registration Law by GASR	PIU	baseline 2008, 2013 and follow up 2016	Included time: cadastral map, possession certificate, district governor's decision, and registration certificate. Post compact indicator



MCA-M M&E Plan

	Outcome	Official time prescribed for property transactions (sales)	The prescribed number of calendar days for an individual or company to conduct a sales of registered land with no boundary changes.	Days		Law on Land Allocation to Mongolia Citizens; Regulations from ALACGAC; Regulation by Ministry of Justice on Notaries and Notary Fees, and Property Registration Law by GASR	PIU	baseline 2008, 2013 and follow up 2016	Only captures registration time at GASR; Post compact indicator
	Outcome	Official cost prescribed for property transactions (first-time)	The prescribed fees for a individual to conduct a first-time registration of hashaa plot. First time registration includes a possession certificate, governor's decision, supporting notarized documents and a title from GASR.	US Dollars		Law on Land Allocation to Mongolia Citizens; Regulations from ALACGAC; Regulation by Ministry of Justice on Notaries and Notary Fees, and Property Registration Law by GASR	PIU	baseline 2008, 2013 and follow up 2016	Included fee: khoroo governor sign on the letter, ID card copy, fee for cadastral map into database, cadastral map fee, land possession certificate fee, letter khoroo governor, payment for possessing the land, ID notarized. Post compact indicator



MCA-M M&E Plan

	Outcome	Official cost prescribed for property transactions (sales)	The prescribed fees for a individual to conduct a sales of registered land with no boundary changes.	US Dollars		Law on Land Allocation to Mongolia Citizens; Regulations from ALACGAC; Regulation by Ministry of Justice on Notaries and Notary Fees, and Property Registration Law by GASR	PIU	baseline 2008, 2013 and follow up 2016	Post compact indicator
L-7	Outcome	Percentage Change in time for property transactions	The average percentage change in the number of calendar days for an individual or company to conduct a property transaction within formal system.	Percentage	Land Registration (First Time and Sales)	Urban Registry Systems Process Survey (RSPS)	IPA with data collection by MCA	baseline 2013 and follow up 2014	For Mongolia, survey will measure back office only for first -time and sales of registered land. Post compact indicator
	Outcome	Property transactions in Ulaanbataar, Darkhan and Erdenet	Total number of new land transactions (sales, gifts, inheritance) registered in Ulaanbaatar and two of the regional centers (Darkhan and Erdenet) each year in the formal system at GASR	Number	By location (Darkhan and Erdenet/ UB)	GASR data	GASR	Annual	starting year 2; post compact indicator
	Outcome	New loans transactions registered in Ulaanbataar, Darkhan and Erdenet	Total number of new loans registered each year in the formal system (GASR) for UB, Darkhan and Erdenet that use land as collateral.	Number	By location (Darkhan and Erdenet/ UB)	GASR data	GASR	Annual	starting year 2; post compact indicator



MCA-M M&E Plan

		New loans transactions registered in Ulaanbataar, Darkhan and Erdenet	Total number of new loans registered each year in the formal system (GASR) in UB, Darkhan and Erdenet that use immovable properties as collateral except land.						starting year 2; post compact indicator
	Outcome	Value of new loans transactions registered in Ulaanbataar, Darkhan and Erdenet	The value of total number of new loans using land as collateral registered each year in the formal system (GASR) in UB, Darkhan and Erdenet. Mortgages will be defines as mortgages on privatized land in the formal system at GASR.	Number	By location (Darkhan and Erdenet/ UB)	GASR data	GASR	Annual	starting year 2; used 2009 exchange rate of 1442.8 Tugriks to US\$; (UB: 36,922,585,075 Tugs; Dar/Erdenet: 2,568,479,000 Tugs); post compact indicator
	Outcome	Value of new loans transactions registered in Ulaanbataar, Darkhan and Erdenet	The value of total number of new loans using immovable property as collateral except land registered each year in the formal system (GASR) in UB, Darkhan and Erdenet. Mortgages will be defines as mortgages on privatized land in the formal system at GASR.	Number	By location (Darkhan and Erdenet/ UB)	GASR data	GASR	Annual	starting year 2; used 2009 exchange rate of 1442.8 Tugriks to US\$ (449,163,975,487.51 Tugs; Dar/Erdenet: 46,801,704,594.38 Tugs); post compact indicator
	Outcome	Change in perception of tenure	Percentage of surveyed households in project areas who responded that they feel secure from expropriation. Baseline reflects households living in project areas which have not fully registered their hashaa. Follow-up reflects households living on parcels in project areas which received title.	Percentage		SHPS	IPA with data collection by MCA	baseline 2012, and follow up 2016	Post compact indicator



MCA-M M&E Plan

	Outcome	Change in land conflicts on parcel	Percentage of surveyed households in project areas who experienced disputes over land. Baseline reflects households living in project areas which have not fully registered their hashaa and have had a land dispute since 2003. Follow-up reflects households living on parcels in project areas which received title and experienced a conflict since receiving title.	Percentage		SHPS	IPA with data collection by MCA	baseline 2012, and follow up 2016	Post compact indicator
L-1	Output	Legal and regulatory reforms adopted	Number of specific pieces of legislation or implementing regulations adopted by the compact country and attributable to compact support.	Number		Legislation changes will be provided by PIU documentation	PIU	Annual	For Mongolia, number of specific pieces of legislation or implementing regulations adopted by Government of Mongolia and supported by the Compact. This figure will be aggregated to the project level. Post compact indicator
L-6	Output	Household land rights formalized	Number of households receiving formal recognition of ownership and/or use rights through certificate, titles, leases or other recorded documentation by government institutions or traditional authorities at national or local levels.	Number	Gender, Household	Land Formalization Contractor Reports and PIU aggregation	PIU and Land Formalization Contractors	Quarterly	For Mongolia, ownership title from GASR as a direct result of Property Rights Project support.



MCA-M M&E Plan

L-3	Output	Stakeholders trained	Number of public officials, traditional authorities, project beneficiaries and representatives of the private sector, receiving formal on-the-job land training or technical assistance regarding registration, surveying, conflict resolution, land allocation, land use planning, land legislation, land management or new technologies. (This indicator counts unique individual stakeholders trained in at least one day-long session)	Number	Gender	PIU	PIU	Quarterly	starting year 2
L-4	Output	Conflicts successfully mediated	The number of disputed land and property rights cases that have been resolved by local authorities, contractors, mediators or courts with compact support.	Number	Location	PIU and Land Formalization Contractors	PIU and Land Formalization Contractors	Annual	starting year 4



MCA-M M&E Plan

L-5	Output	Parcels corrected or incorporated in land system	Number of parcels with relevant parcel information corrected or newly incorporated into an official land information system (this could be a system for the property registry, cadastre or an integrated system) by the Project.	Number	Location	PIU and Land Formalization Contractors	PIU and Land Formalization Contractors	Annual	**For Mongolia, already registered (but corrected) and newly registered parcels corrected will be captured by this indicator. Starting year 4; post compact data will be outcome level data and based on list of parcels and related issues submitted to land and registry offices during project field reconnaissance work for titling. Post compact indicator
	Output	Households reached	Number of landholders reached through reconnaissance work. Subject matters will include land on public servitude, restriction zones.	Number		PIU and Contractors reports	PIU and Land Formalization Contractors	Quarterly	starting year 4
L-2	Output	Land administration offices established or upgraded	The number of land administration and service offices or other related facilities that the project physically establishes or upgrades.	Number		PIU and Contractor(s) reports	PIU and Land Formalization Contractors	Annual	starting year 3



MCA-M M&E Plan

	Output	Urban parcels mapped	Urban land parcels mapped through field survey and/or use of ortho-photography. The mapping process varies by project but may include clarification of property boundaries, demarcation, creation of cadastral records, verification of map by community stakeholders, and creation or updating of map-based land rights inventories and land use plans.	Number		PIU and Land Formalization Contractors reports	PIU and Land Formalization Contractors	Annual	
	Process	Legislative and regulatory commission report submitted	Establish a 9 member Commission to evaluate the legal, regulatory, bureaucratic and other issues, inefficiencies or obstacles that impact the ability of Mongolian citizen to privatize and register land in relatively efficient and cost effective manner.	Date		PIU	PIU	Once	
	Process	Building provided for registry office	1500 square meters of structurally and environmentally sound office space is provided for the State Registry Central Office.	Date		PIU	PIU	Once	
	Process	Design for registry office completed	An architectural plan is completed in conjunction with business process analysis. contractor	Date		PIU	PIU	Once	
	Process	Awareness and outreach campaign designed	This entails educating citizens about the importance of registering their hashaa plots and how to use land as an investment vehicle.	Date		PIU	PIU	Once	



MCA-M M&E Plan

	Process	Satellite imagery procured	Procurement of high resolution satellite imagery for hashaa-plot mapping.	Date		PIU	PIU	Once	
	Process	Continually Operating Reference Stations (CORS) operational	Continually Operating Reference Stations (CORS) are procured and installed	Date		PIU	PIU	Once	
	Process	Registry processes updated and operational	Registry processes are updated. According to development and implementation of the ePRS, new registration process and procedures implemented or operational for central office and remote 8 offices.	Date		PIU	PIU	Once	



Property Rights Project – Peri-Urban Land Leasing Activity

CI Code	Indicator Level	Indicator Name	Definition	Unit of Measure	Disaggregation	Primary Data Source	Responsible Party	Frequency of Reporting	Additional Information
Peri-Urban Rangeland Project									
Increased Herder Household Income									
	Outcome Indicator	Net earned income of herder households in treatment versus control areas of Darkhan, Erdenet and Ulaanbataar and Choibalsan and Kharkhorin	Net earned income of participating project herder households including agricultural net income, wages, and other business profits (excludes government transfers and unearned income). This indicator will be measured in the 3 central areas, which were the original scope of the project, as well as the 2 expansion areas.	US Dollars	Gender; Type of areas (phase I - UB, Darkhan, Erdenet, phase II - Choibalsan and Kharkorin), Type of farm (Intensive, semi-intensive)	MCA Peri-Urban Rangeland Leasing Survey (PURLS) and EPURLS/IPA	IPA-Mongolia	Baseline (2011) and follow up (2013 and 2015 for phase one areas(PURLS)- Baseline (2012) and Follow-up (2014 and 2016) for phase two areas (EPURLS)	US Dollar to Tugrik exchange rate for 2011 based on Dec 2011 exchange rate of 1373.13 Tugrik to US\$ and for 2012 based on Dec 2012 exchange of 1375.48 Tugrik. Type of farm was only split for Phase 1 areas as there was not a large enough sample for Phase 2 areas. Post compact indicator.
Increased peri-urban herder productivity									



MCA-M M&E Plan

	Outcome Indicator	Herd mortality rate	Herd mortality rate (natural causes and sickness-related deaths) of project herder groups in 5 project areas.	Percentage	Type of areas (phase I – UB, Darkhan, Erdenet, phase II – Choibalsan, Kharkhorin) type of animals (cattle, sheep)	Animal census data	National Statistical Office	Phase 1 baseline is based on 2010 NSO mortality rates for soums where there are project herder groups. Baseline for Phase 2 is based on 2011 NSO mortality rates in soums where there are project herder groups. Follow-up data for 2013, 2014, 2015 and 2016 will be based on household herder group data rather than soum average (based on herder citizen id #). Control group household data can also be provided by NSO for evaluation aggregated at soum level using household citizen id#.	Post compact indicator
	Outcome Indicator	Milk per cow	Annual average milk production per cow.	Liters	Type of farm (Intensive, semi-intensive), type of areas (phase I - UB, Darkhan, Erdenet, phase II - Choibalsan and Kharkhorin)	MCA Peri-Urban Rangeland Leasing Survey (PURLS) and EPURLS/IPA	IPA-Mongolia	Baseline (2011) and follow up (2013 and 2015 for phase one areas(PURLS)- Baseline (2012) and Follow-up (2014 and 2016) for phase two areas (EPURLS)	Post compact indicator
Optimize peri-urban rangeland carry capacity and range management									



MCA-M M&E Plan

Outcome Indicator	Project herder groups limiting their livestock population to the carrying capacity of their leases	Percentage of herder groups with leases having no more than the maximum number of sheep units of livestock per 100 ha (carrying capacity of land) as specified in their leases.	Percentage	Type of areas (phase I - UB, Darkhan, Erdenet, phase II - Choibalsan and Kharkorin)	MCA Peri-Urban Rangeland Leasing Survey (PURLS) and EPURLS	IPA-Mongolia	Baseline (2011)and follow up (2013 and 2015 for phase one areas(PURLS) - Baseline (2012) and Follow-up (2014 and 2016) for phase two areas (EPURLS)	Post compact indicator
Outcome Indicator	Project herder groups adopting hay making requirement/capacity	Percentage of herder groups with leases having hay and silage stored at beginning of winter season equivalent to at least 30 days of herd requirement or have a purchase order to complete delivery of this amount.	Percentage	Type of areas (phase I - UB, Darkhan, Erdenet, phase II - Choibalsan and Kharkorin)	MCA Peri-Urban Rangeland Leasing Survey (PURLS) and EPURLS	IPA-Mongolia	Baseline (2011)and follow up (2013 and 2015 for phase one areas(PURLS)- Baseline (2012) and Follow-up (2014 and 2016) for phase two areas (EPURLS)	Post compact indicator
Outcome Indicator	Management effect, standing biomass	Average air-dry weight (in kg/ha) of total standing biomass of uncaged areas in Choibalsan and Kharkhorin project sites.	Kilograms	Type of harvest (Summer, winter), type of areas (phase I – UB, Darkhan and Erdenet, phase II – Choibalsan and Kharkhorin)	Peri-Urban Rangeland Productivity Survey	MSRM/USDA	Baseline (2012/2013) and Follow-up TBD	Post compact indicator



MCA-M M&E Plan

Output indicators									
	Output indicators	Leases awarded	This indicator tracks the number of leases signed with herder groups. For Gender disaggregation, the indicator tracks the number of leases for which at least one woman was listed on the lease.	Number	Gender, Type of farms (Intensive, semi-intensive), type of areas (phase I – UB, Darkhan and Erdenet, phase II – Choibalsan and Kharkhorin),	MCA-M Assessment of Herder groups' contracts	PIU	Annual (Years 3 through 5)	Post compact indicator



MCA-M M&E Plan

L-6	Output indicators	Household land rights formalized	The number of households receiving formal recognition of ownership and/or use rights through certificates, titles, leases, or other recorded documentation by government institutions or traditional authorities at national or local levels.	Number	Gender (female only and joint, male only)	MCA-M Assessment of Herder groups' contracts	PIU	Annually Starting Year 3	The number of households receiving formal recognition of ownership and/or use rights through a 15-year lease by local (soum) government institutions. This information will be disaggregated from the herder groups that were awarded with leases (e.g. 1 herder group = multiple households). Note: all of these are residential peri-urban or rural areas. For Gender disaggregation, the indicator tracks the number of leases for which at least one woman was listed on the lease. Post compact indicator.
-----	-------------------	----------------------------------	---	--------	---	--	-----	--------------------------	---



MCA-M M&E Plan

	Output indicators	Wells completed	Number of wells completed and accepted by MCA-Mongolia on land leases. Well certificate that is issued after the completion of the well and is signed by the soumofficials the threshold of MCA-M acceptance.	Number		Compilation of well certificate documents submitted to the PIU by the contractor.	PIU	Quarterly	
L-3	Output indicators	Stakeholders trained	The number of public officials, traditional authorities, project beneficiaries and representatives of the private sector, receiving formal on-the-job land training or technical assistance regarding registration, surveying, conflict resolution, land allocation, land use planning, land legislation, land management or new technologies.	Number	Type of target groups (Herders, Officials), Gender	CPR's Training Reports	PIU	Quarterly (Starting Year 3)	To avoid double counting PIU used one male person trained per Household and one female per household, if a woman's rights were formalized. Each person is considered trained after first module. For herder households that had women in them, PIU used the timing of milk sanitizing module.



MCA-M M&E Plan

L-1	Output indicators	Number of legal and regulatory reforms adopted	The number of specific pieces of legislation or implementing regulations adopted by the compact country and attributable to compact support. To date, adopted reforms have focused on amendments to existing property and land laws, and on new land tenure laws and regulations, including recognition of land rights for women, communities and informal settlements.	Number		Set of Laws on Land	MCA-Mongolia PURP PIU until compact end, successor entity post compact	Annual	MCA worked with the Animal Husbandry Policy Implementation Department of Ministry of Industry and Agriculture. Original focus was to draft new Pastureland Law, which would govern pastureland to allow for: 1) possession of winter/spring pastures, 2) land use tax and 3) registration of project herder group leases at GASR. The pastureland law did not pass, so the Project moved to drafting amendments that will be included in existing Legislation to obtain similar effects. These amendments are planned to be put in front of Parliament in Fall 2014 (after compact end). Post compact indicator
-----	-------------------	--	---	--------	--	---------------------	--	--------	---



MCA-M M&E Plan

L-4	Output indicators	Conflicts successfully mediated	The number of disputed land and property rights cases that have been resolved by local authorities, contractors, mediators or courts with compact support.	Number		Dispute Registry	MCA-Mongolia's Dispute Resolution Manager	Quarterly	This data is collected from Dispute Registry by Dispute Resolution Manager, as per MCA Complaint Resolution Procedure.
	Outcome indicator	Repayment rate by the leaseholders	Percentage of payments collected from herder groups on time (disaggregated by peri-urban area and intensive/semi-intensive) Field Specialists track the progress through local development funds, to which the repayments are made	Percentage		MCA-Mongolia PURP PIU's repayment report	MCA-Mongolia PURP PIU until compact end, Successor entity post compact	Quarterly	Post compact indicator



MCA-M M&E Plan

	Process Milestone Indicator	Legal and regulatory commission report prepared	Report presenting research on legislation and regulations related to rangeland leasing and identify the proposed changes submitted to MCA-Mongolia by the commission	Date		MCA-Mongolia PURP PIU's legal and regulatory commission report	MCA-Mongolia PURP PIU	Once	
	Process Milestone Indicator	Applications to lease land submitted by herder groups (Ulaanbaatar, Darkhan and Erdenet)	Land lease applications submitted to the local selection commissions by herder groups in the Ulaanbaatar, Darkhan and Erdenet peri-urban areas.	Date		Ulaanbaatar, Darkhan and Erdenet areas' Herder Group Application Evaluation Report	MCA-Mongolia PURP PIU	Once	
	Process Milestone Indicator	Applications to lease land submitted by herder groups (Choibalsan and Kharkhorin)	Land lease applications submitted to the local selection commissions by herder groups in the Choibalsan and Kharkhorin expansion peri-urban areas.	Date		Choibalsan and Kharkhorin areas' Herder Group Application Evaluation Report	MCA-Mongolia PURP PIU	Once	



MCA-M M&E Plan

	Process Milestone Indicator	Selection of herder groups to receive land leases, and lease signing (Ulaanbaatar, Darkhan and Erdenet)	Herder groups selected to receive land leases, and leases signed between herder groups and local governments in the Ulaanbaatar, Darkhan and Erdenet peri-urban areas.	Date		MCA-Mongolia PURP PIU's Quarterly Progress Report	MCA-Mongolia PURP PIU	Once	
	Process Milestone Indicator	Selection of herder groups to receive land leases, and lease signing (Choibalsan and Kharkhorin)	Herder groups selected to receive land leases, and leases signed between herder groups and local governments in the Choibalsan and Kharkhorin peri-urban areas.	Date		MCA-Mongolia PURP PIU's Quarterly Progress Report	MCA-Mongolia PURP PIU	Once	
	Process Milestone Indicator	Final GIS database and maps prepared (Ulaanbaatar, Darkhan, and Erdenet)	GIS database and maps identifying the land tracts to be leased prepared and submitted to MCA-Mongolia by the rangeland mapping contractor in the Ulaanbaatar, Darkhan and Erdenet peri-urban areas.	Date		CPR's Deliverable Submission Report to MCA-Mongolia PURP PIU	MCA-Mongolia PURP PIU	Once	



MCA-M M&E Plan

	Process Milestone Indicator	Final GIS database and maps prepared (Choibalsan and Kharkhorin)	GIS database and maps identifying the land tracts to be leased prepared and submitted to MCA-Mongolia by the rangeland mapping contractor in the Choibalsan and Kharkhorin peri-urban areas.	Date		CPR's Deliverable Submission Report to MCA-Mongolia PURP PIU	MCA-Mongolia PURP PIU	Once	
	Process Milestone Indicator	Materials for fencing and animal shelters provided (Ulaanbaatar, Darkhan and Erdenet)	Herder groups take physical possession of materials granted for fencing and animal shelter from materials suppliers in the Ulaanbaatar, Darkhan and Erdenet peri-urban areas.	Date		MCA-Mongolia PURP PIU's Fencing Review	MCA-Mongolia PURP PIU	Once	
	Process Milestone Indicator	Materials for fencing and animal shelters provided (Choibalsan and Kharkhorin)	Herder groups take physical possession of materials granted for fencing and animal shelter from materials suppliers in the Choibalsan and Kharkhorin peri-urban areas.	Date		MCA-Mongolia PURP PIU's Fencing Review	MCA-Mongolia PURP PIU	Once	



MCA-M M&E Plan



MCA-M M&E Plan

Vocational Education Project

CI Code	Indicator Level	Indicator Name	Definition	Unit of Measure	Disaggregation	Primary Data Source	Responsible Party	Frequency of Reporting	Additional Information
Technical Vocational Education and Training (TVET) Project									
	Goal	Annual salary	Average annual salary of employed graduates who completed new curriculum after graduation	US Dollars		MCA M&E Graduates Survey	IPA (data collection M&E)	Once	The estimate will include only the graduates who graduated from the schools received project assistance and included in the Impact Evaluation study post-Compact
	Goal	Rate of employment	Employment rates of graduates who completed new curriculum after graduation	Percentage	Gender	MCA M&E Graduates Survey	IPA (data collection M&E)	Once	The estimate will include only the graduates who graduated from the schools received project assistance and included in the Impact Evaluation study post-Compact.
E-7	Outcome	Graduates from MCC-supported educational facilities	The number of students graduating from the highest grade (year) for that educational level in MCC supported education schooling programs.	Number	Gender	MCA M&E School Administrative Survey	IPA (data collection M&E)	Annual	This indicator only reflects MCA supported schools.
E-6	Outcome	Students participating in MCC-supported education activities	The number of students enrolled or participating in MCC-supported educational schooling programs.	Number	Gender	MCA M&E School Administrative Survey	IPA (data collection M&E)	Annual	This indicator only reflects MCA supported schools.
	Output	Information, Communication and Technology (ICT) & multimedia labs installed and upgraded	Number of information, communication and technology & multimedia labs installed and upgraded.	Number		PIU	M&E	Annual	



MCA-M M&E Plan

	Process	Labor Market Information System (LMIS) online web-based service established	Labor Market Information System (LMIS) online web-based service maintained under Labor Exchange Central Organization established.	Date		PIU	M&E	Once	
Policy reform and Competency Based Training (CBT) system implementation									
	Outcome	Percent of Public-Private Partnership (PPP) funding contributed to Technical Vocational Education and Training (TVET) schools	Percentage of non-governmental funding out of all funding vocational education institutes receive annually through public-private partnership activities and MCA grant activities.	Percentage		MCA M&E School Administrative Survey	IPA (data collection M&E)	Annual	This indicator only reflects MCA supported schools. It will incorporate revenue generated by TVET schools from upgrading skills of local workforce in the final school year of the Compact, using the MCA-funded equipment.
	Output	Administrative staff trained on Competency Based Training (CBT) system implementation and operation	Total number of administrative staff and private sector staff trained on CBT system implementation and operation.	Number		PIU and its Contractor	M&E	Annual	Administrative staffs include vocational school directors, deputy directors, officers and specialists from the ministries, management staffs from private sectors and management staffs from professional unions.
	Output	New skills standards of priority trades developed and approved	Total number of trades for which the new sets of skills standards are developed and approved and serves as a basis for developing CBT curricula and issuing competency certificates.	Number		PIU and its Contractor	M&E	Annual	
	Output	New and modern curricula developed	Number of trades for which new and modern CBT curricula developed.	Number		PIU and its Contractor	M&E	Annual	



MCA-M M&E Plan

E-3	Output	Legal, financial, and policy reforms adopted	The number of reforms adopted by the public sector attributable to compact support that increase the education sector's capacity to improve access, quality, and /or relevance of education at any level, from primary to post-secondary	Number		PIU and its Contractor	M&E	Annual	This will only include major reforms such as the Law on TVET, the Establishment of NCVET, the amendment of TVET Law to incorporate the establishment of NLRC and its role, key aspects of the quality assurance system (roles/responsibilities of NLRC, Centers of Excellence and Regional Methodological Centers), etc. All other minor documents which are issued by NCVET/AVET will not be reported. Old Definition: Number of reforms adopted by the public sector as defined in the Compact, Disbursement Agreement, or Program Implementation Agreement (PIA) that increase the education sector's capacity to improve access, quality, and /or relevance of education at any level, from primary to tertiary / vocational.
	Output	Public-Private Partnership (PPP) agreements established	Number of active partnership level agreements established between Technical Vocational Education and Training (TVET) institutions and employers as a result of public private partnership grants and grant related activities.	Number		PIU and M&E School Administrative Survey	IPA (data collection M&E)	Annual	This figure includes partnerships that involve constant cooperation in various forms such as on-site training for teachers, on-site training for students, upgrading for existing workers, developing curriculum, investing in the school to upgrade practical training sites or teaching materials, etc.



MCA-M M&E Plan

	Process	Memorandum of Understanding (MOU) signed with Ministry of Education, Culture and Science (MECS) and Ministry of Labor and Social Welfare (MLSW)	Memorandum of Understanding (MOU) outlining roles and responsibilities of Ministry of Education, Culture and Science (MECS), Ministry of Labor and Social Welfare (MLSW) and MCA-Mongolia for Technical Vocational Education and Training (TVET) project implementation	Date		PIU	M&E	Once	
	Process	National Council for Vocational Education and Training (NCVET) established	National Council for Vocational Education and Training is policy-making organization for Technical Vocational Education and Training (TVET).	Date		PIU	M&E	Once	
	Process	Technical Vocational Education and Training (TVET) legislation passed	New Law on Technical Vocational Education and Training (TVET) is under discussion by the Parliament. The Law establishes a new national policy framework for TVET.	Date		PIU	M&E	Once	
	Process	Terms of References (TORs) finalized for creating new curricula and for establishing media support center	Terms of References (TORs) for the development of new curricula of 30 trades, based on industrial needs and competency standards.	Date		PIU	M&E	Once	
Professional development and retraining									



MCA-M M&E Plan

	Outcome	Certified vocational education teachers	Number of total teaching staff which has successfully completed the certification exam after receiving project training.	Number	Gender	PIU and its Contractor	M&E	Annual	
E-5	Output	Instructors trained	The number of classroom instructors who complete MCC-supported training focused on instructional quality as defined by the compact training activity	Number	Gender	PIU and its Contractor	M&E	Annual	Total number of instructors who completed MCC-supported training focused on instructional quality (e.g. training in improved pedagogical methods, delivering revised curricula, etc.).
School rehabilitation activity									
E-4	Output	Educational facilities constructed or rehabilitated	The number of educational facilities constructed or rehabilitated according to standards stipulated in MCA contracts signed with implementers.	Number		PIU	M&E	Quarterly	Number of unique educational facilities (schools) constructed, rehabilitated, and / or equipped according to standards stipulated in MCA contracts signed with implementers.
	Output	Practical training sites upgraded	Number of existing practical training sites in vocational schools that are upgraded with new technologies under the Technical Vocational Education and Training (TVET) project.	Number		PIU	M&E	Annual	
E-1	Process	Value of signed educational facility construction, rehabilitation, and equipping contracts	The value of all signed construction contracts for educational facility construction, rehabilitation, or equipping (e.g. information technology, desks and chairs, electricity and lighting, water systems, latrines) using compact funds.	US Dollars		MCA Fiscal team and PIU	M&E	Quarterly	If the value of the contract changes, the total amount of the contract value should be reported in the quarter that the change occurred. Cost sharing by others (e.g., co financing by other donors or government) should not be included. Old Definition: Value of signed contracts for educational facility construction, rehabilitation,



MCA-M M&E Plan

									and/or equipping (e.g. information technology, desks and chairs, electricity and lighting, water systems, latrines).
	Process	Value of construction, rehabilitation, and/or equipping contracts disbursed	The aggregate amount disbursed divided by all signed contracts for education facility works and/or equipping. Denominator = Value of signed contracts for educational facility works/equipping as defined above. Numerator = Amount of money disbursed on the signed contracts for education facility works/equipping.	US Dollars		MCA Fiscal team and PIU	M&E	Quarterly	This is a proxy indicator for physical completion of education facility works. However, since the numerator includes industry standard advance payments and mobilization fees, it does not correlate perfectly with physical progress.
E-2	Process	Percent disbursed of educational facility construction, rehabilitation, and equipping contracts	The total amount of all signed construction contracts for education facility works or equipping divided by the total value of all signed contracts.	Percentage		MCA Fiscal team and PIU	M&E	Quarterly	
	Process	Inspection and assessment of equipment and infrastructure improvement needs completed	Selection of the Technical Vocational Education and Training (TVET) schools of which equipment and infrastructure will be improved.	Date		PIU	M&E	Once	
Labor market information system									



MCA-M M&E Plan

	Output	Career guidance counselors trained	Total number of social workers who completed the training to run the Labor Market Information System and provide career guidance counseling service.	Number	Gender	PIU and its Contractor	M&E	Annual	
	Process	Labor market assessment completed	Labor market study will determine Employers' need for skilled workforce and capacity of Technical Vocational Education and Training (TVET) institutions to meet labor market demand.	Date		PIU	M&E	Once	
Public Outreach Activities									
	Output	Change in proportion of families by income statements	Proportion of families with family members who graduated from a Technical Vocational Education and Training (TVET) school (project or non-project).			TVET PIU and TVET Public Perceptions Survey	M&E	Other	This will be reported by the income level analyzed based on the income statements provided by the main respondents of Public Perceptions Survey. This will be reported twice - in Year 2 and 5.
	Output	Public awareness of the Technical Vocational Education and Training (TVET) system	Percentage of main respondents that are aware of the Technical Vocational Education and Training (TVET) Project and the vocational school system.	Percentage		TVET PIU and TVET Public Perceptions Survey	M&E	Other	This will be reported twice - in Year 2 and 5.
	Output	Knowledge of local Technical Vocational Education and Training (TVET) provider	Percentage of respondents who have knowledge of local Technical Vocational Education and Training (TVET) schools.	Percentage		TVET PIU and TVET Public Perceptions Survey	M&E	Other	This will be reported twice - in Year 2 and 5.



MCA-M M&E Plan

	Output	Technical Vocational Education and Training (TVET) quality assessment	Percentage of individuals' opinions on Technical Vocational Education and Training (TVET) quality assessment compared to other institutions.	Percentage		TVET PIU and TVET Public Perceptions Survey	M&E	Other	This will be reported twice - in Year 2 and 5.
	Output	Expression of interest in Technical Vocational Education and Training (TVET)	Percentage of individuals in age group from 14-24 that expressed interest in both MCC and non-MCC supported Technical Vocational Education and Training (TVET) schools.	Percentage		TVET PIU and TVET Public Perceptions Survey	M&E	Other	This will be reported twice - in Year 2 and 5.
	Process	Public outreach plan developed	Contract for public awareness and outreach campaign will be awarded.	Date		PIU	M&E	Once	



MCA-M M&E Plan

Health Project

CI Code	Indicator Level	Indicator Name	Definition	Unit of Measure	Disaggregation	Primary Data Source	Responsible Party	Frequency of Reporting	Additional Information
Health									
	Outcome	Prevalence of reduced sodium intake	Mean salt level in 24 hour urine for population aged 25-64 years old	Percent age	Gender	Salt survey	WHO	Other	Baseline 2011; evaluation in 2013 through STEPS survey
	Outcome	Prevalence of high blood sugar	Percent of sampled population aged 40 – 64 with measured fasting blood sugar levels above 6.1 millimoles per liter.	Percent age	Gender	STEPS	WHO	Other	Baseline in 2009; evaluation in 2013
	Outcome	Prevalence of high blood pressure	Percent of sampled population aged 40– 64 with measured blood pressure levels above 140/90 millimeters of mercury.	Percent age	Gender	STEPS	WHO	Other	Baseline in 2009; evaluation in 2013
	Outcome	Exposure to second-hand smoke	Self-reported rate of population aged 15-64 exposed to second-hand smoke at workplaces	Percent age	Gender	STEPS	WHO	Other	Baseline in 2009; evaluation in 2013
	Outcome	Screening for diabetes	Percent of people aged 40-64, who are screened for diabetes.	Percent age	Gender	Report from CHD	CHD	Bi-Annual	
	Outcome	Screening for hypertension	Percent of people aged 40-64, who are screened for arterial hypertension	Percent age	Gender	Report from CHD	CHD	Bi-Annual	
	Outcome	Vaccinations against cervical cancer	Percent of girls aged 11-15 that receive the three Gardasil doses to prevent the human papillomavirus and thereby cervical cancer	Percent age	Gender	NCCD	NCCD	Other	Final numbers obtained once after completion of pilot activity



MCA-M M&E Plan

	Outcome	At high risk for Non-Communicable Diseases (NCDs)	Percentage of STEPS respondents aged 15 – 64 with three or more risk factors. Risk factors include daily alcohol consumption, tobacco smoking, inadequate fruit and vegetable consumption, high salt diet, being physically inactive, being overweight or obese.	Percent age	Gender	STEPS	WHO	Other	Baseline in 2009; evaluation in 2013
	Output	National budget allocated to Non-Communicable Diseases (NCDs)	National budget allocated for Non-Communicable Diseases (NCDs)	US Dollars		Ministry of Health (MOH)	Ministry of Health (MOH)	Once	
	Output	Local government spending towards Non-Communicable Diseases (NCDs)	Amount of budget allocated by local authorities for the National Non-Communicable Disease (NCD) Program.	US Dollars		Ministry of Health (MOH)	Ministry of Health (MOH)	Once	
	Output	Grantees for establishing smoke free locations	Number of schools, hospitals, workplaces and businesses that receive a grant to establish smoke free locations	Number		Grantee report	EPOS	Quarterly	Grants award completed



MCA-M M&E Plan

	Outcome	Working population's awareness of Non-Communicable Disease (NCD) prevention	Percent of people who know about the harms of at least three Non-Communicable Disease (NCD)-related risk factors. Risk factors include daily alcohol consumption, tobacco smoking, inadequate fruit and vegetable consumption, high salt diet, being physically inactive, being overweight or obese.	Percent age	Gender	KAP of general public survey	NCPH	Other	Baseline in 2010; evaluation in 2013
	Outcome	Cervical cancer cases detected early	Percent of cervical cancer cases diagnosed in the first or second stages.	Percent age	Gender	CHD	CHD	Annual	
	Outcome	Primary healthcare facilities with Non-Communicable Disease (NCD) services	Percent of primary healthcare facilities (family group practices and soum hospitals) that offer Non-Communicable Disease (NCD) services	Percent age		FBIS	HSUM	Other	Baseline in 2010; evaluation in 2013
	Outcome	Screening for cervical cancer	Percent of Mongolian women aged 30 – 60 who have ever been examined through a Papanicolaou test (PAP) for cervical cancer	Percent age	Gender	STEPS	WHO	Other	Baseline in 2009; evaluation in 2013
	Output	Health staff trained	Number of health staff that received training in non-communicable disease and injury from the MCA project	Number	Gender	Training reports	EPOS/TLC	Quarterly	



MCA-M M&E Plan

	Output	School teachers trained	Number of secondary school health teachers participating in trainings on Non-Communicable Disease (NCD) prevention	Number	Gender	Training reports	EPOS/TLC	Annual	
	Output	Staff trained on stroke response	Number of staff (doctors, nurses) in stroke and cardiac care units trained in improved approaches abroad, such as acute myocardial infarction. Health staff from two target hospitals in UB will be trained abroad for 3-6 months	Number	Gender	WHO	WHO	Once	
	Output	Amount of civil society grants	Amount of funding for grants awarded for NCDI activities. This includes but is not limited to health education, health promotion, and grants for disabled people	US Dollars		Grants report	EPOS	Annual	
	Output	Grants to workplaces for Non-Communicable Disease and Injury (NCDI) prevention	Number of completed grants on promoting health in the workplace and other settings. Other settings includes, but is not limited to, healthy school and healthy khoroo (administrative unit) activities.	Number		Grants report	EPOS	Annual	



MCA-M M&E Plan

	Output	Non-medical staff trained in response to traffic accidents	Number of non-medical staff trained on basic life support. Non-medical staff includes traffic regulation staff, emergency ambulance drivers, other drivers, fire department workers and other personnel in charge of providing first aid in traffic accident cases	Number	Gender	Training reports	EPOS/TLC	Annual	
	Output	Hospitals that treat cervical cancer	Percent of secondary level hospitals offering services on treatment of cervical cancer abnormalities (Loop electrosurgical excision procedure or LEEP, colposcopy). This measures secondary level hospitals which have trained staff, clinical guidelines and special equipment for the treatment of cervical cancer.	Percentage		FBIS	HSUM	Other	Baseline in 2010; evaluation in 2013
	Output	Health education materials disseminated	Number of printed and distributed posters, brochures, leaflets, stickers by the health project. Only health education materials provided by the health project included here.	Number		BCC contractor	BCC contractor	Annual	



MCA-M M&E Plan

	Output	Facilities with health education materials available	Percent of primary healthcare (PHC) facilities which have at least two types of Non-Communicable Disease (NCD)-related health education materials[1] available. This verifies that health education materials are available at PHC facilities for the public	Percent age		FBIS	HSUM	Other	Baseline in 2010; evaluation in 2013
	Process	First wave of Facility-Based Impact Study (FBIS) data collection conducted	Study to identify progress of health facilities' implementation of Non-Communicable Disease (NCD) prevention and early detection measures conducted	Date		HSUM	EPOS	Once	Aug-10
	Process	Recommendations on road safety interventions available	Study on road traffic injuries conducted and recommendations developed in consensus with relevant stakeholders.	Date		EPOS	EPOS	Once	Apr-10
	Process	National Non-Communicable Disease and Injury (NCDI) communication strategy revised and updated	Strategy on National NCDI communication updated and agreed.	Date		PIU	PIU	Once	May-10



MCA-M M&E Plan

	Process	Curriculum for in-service and pre-service trainings completed	Curriculum for in-service and pre-service trainings completed. In service training is the training for medical doctors as part of the continuing medical education program (CME) and pre-service training is for medical students at medical university	Date		EPOS	EPOS	Once	Nov-10
	Process	Training of trainers completed	Training of Trainers completed	Date		EPOS	EPOS	Once	Apr-11
	Process	Grants awarded (first round)	First round of grants announced, potential applicants selected and awarded.	Date		EPOS	EPOS	Bi-Annual	Jun-10
	Process	Grants awarded (second round)	Second round of grants announced, potential applicants selected and awarded.	Date		EPOS	EPOS	Bi-Annual	Jun-11
	Process	Grants awarded (third round)	Third round of grants announced, potential applicants selected and awarded.	Date		EPOS	EPOS	Bi-Annual	Jun-12
	Process	Rapid Needs Assessment (RNA) completed	Surveys completed, final report submitted, and final report accepted	Date		EPOS	EPOS	Once	Mar-10
	Process	Training contract awarded	Contractor which organizes training country-wide selected and contract awarded.	Date		PIU	PIU	Once	Oct-10



MCA-M M&E Plan

	Process	IEC/BCC contract awarded	Behavior Change Communications and Social marketing contractor selected and contract awarded	Date		PIU	PIU	Once	Oct-10
	Process	Non-Communicable Disease (NCD) screening started	Non-Communicable Disease (NCD) screening started country-wide	Date		PIU	PIU	Once	Jul-11
	Process	Study tours completed	Study tour activity completed.	Date		PIU	PIU	Once	May-13
	Process	IC Contract awarded	IC Contract awarded	Date		PIU	PIU	Once	Jan-09
	Process	Recommendation on National strategy for salt reduction completed	Recommendation on national strategy for salt reduction completed	Date		WHO	WHO	Once	Jun-11



MCA-M M&E Plan

North-South Road Project

CI Code	Indicator Level	Indicator Name	Definition	Unit of Measure	Disaggregation	Primary Data Source	Responsible Party	Frequency of Reporting	Additional Information
Project 1									
	Outcome	Vehicle operating cost saving (VOC)	The VOC is calculated from a composite of vehicle use cost prices (e.g., parts, wear and tear, fuel consumption, etc.) that are a function of road conditions, to obtain a cost per km to the driver. This is multiplied by traffic volume for total savings.	US Dollars		Ministry of Roads and Transport Survey	Ministry of Roads and Transport	Once	Due to the timeline of construction, this benefit is expected in the post-Compact period.
R-10	Outcome	Average annual daily traffic	The average number and type of vehicles per day, averaged over different times (day and night) and over different seasons to arrive at an annualized daily average.	Number		Ministry of Roads and Transport Survey	Ministry of Roads and Transport	Once	The average number of vehicles per day, averaged over different times (day and night) and over different seasons to arrive at an annualized daily average of the road between Choir - Sainshand/ 35th RW Crossing (176.4km). Due to the timeline of construction, this benefit is expected in the post-Compact period.
R-9	Outcome	Roughness	The measure of the roughness of the road surface, in meters of height per kilometer of distance traveled. The measure of the roughness of the road surface, in meters of height per kilometer of distance traveled.	Meters per kilometer		Ministry of Roads and Transport Survey	Ministry of Roads and Transport	Once	This is measured by either an International Roughness Index (IRI) machine or taking the maximum speed that a vehicle can travel on a road and finding the corresponding roughness measure.



MCA-M M&E Plan

	Outcome	Travel Time	Total time to drive from Choir to Sainshand/35th RW Crossing (176.4km)	Hours		Ministry of Roads and Transport Survey	Ministry of Roads and Transport	Once	The target is based off of the PIU engineers' estimates.
R-3	Processes	Kilometers of roads under design	The length of roads in kilometers under design contracts. This includes designs for building new roads and reconstructing, rehabilitating, resurfacing or upgrading existing roads.	Kilometers		HPM's Contract	MCA NS Road PIU's Document Specialist	Quarterly	The length of roads in kilometers under design contracts. This includes designs for building new roads and reconstructing, rehabilitating, resurfacing or upgrading existing roads. This relates to the de-scoped UB-Nailakh segment.
R-1	Processes	Value of signed road feasibility and design contracts	The value of all signed feasibility, design, and environmental contracts, including resettlement action plans, for road investments using 609(g) and compact funds.	US Dollars		HPM's Contract	MCA NS Road PIU's Document Specialist	Quarterly	The value of all signed feasibility, design, and environmental contracts, including resettlement action plans for road investments using 609(g) and compact funds. If the value of a contract changes, the total contract value should be reported in the quarter that the change occurred. Costs associated with pre-feasibility, supervision or management should not be included.
	Processes	Value disbursed of road feasibility and design contracts	The value disbursed of all signed feasibility, design, and environmental contracts, including resettlement action plans, for road investments using 609(g) and compact funds.	US Dollars		HPM's Payment Schedule	MCA Fiscal Agent Team	Quarterly	



MCA-M M&E Plan

R-2	Processes	Percent disbursed of road feasibility and design contracts	The total amount of all signed feasibility, design, and environmental contracts, including resettlement action plans, for road investments disbursed divided by the total value of all signed contracts.	Percentage		HPM's Payment Schedule	MCA Fiscal Agent Team	Quarterly	
R-4	Processes	Value of signed road construction contracts	The value of all signed construction contracts for new roads or reconstruction, rehabilitation, resurfacing or upgrading of existing roads using compact funds.	US Dollars		Contractor's contracts	MCA NS Road PIU's Document Specialist	Quarterly	The value of all signed construction contracts for new roads or reconstruction, rehabilitation, resurfacing or upgrading of existing roads using compact funds. If the value of a contract changes, the total contract value should be reported in the quarter that the change occurred. Cost sharing by others (e.g., the non-MCC funding component of any co-financing with other donors or government) should not be included. Costs associated with supervision or management should not be included. This relates to the Choir-Sainshand segment.
	Processes	Value disbursed of road construction contracts	The value disbursed of all signed construction contracts for new roads or reconstruction, rehabilitation, resurfacing or upgrading of existing roads. This is a proxy indicator for physical completion of road works. However, since it includes industry standard advance payments and retention fees, it does not correlate perfectly with physical progress. This relates to the Choir-Sainshand segment.	US Dollars		Contractor's payment schedules	MCA Fiscal Agent Team	Quarterly	USD (2007)



MCA-M M&E Plan

R-5	Processes	Percent disbursed of road construction contracts	The total amount of all signed construction contracts for new roads or reconstruction, rehabilitation, resurfacing or upgrading of existing roads disbursed divided by the total value of all signed contracts.	Percentage		Contractor's payment schedules	MCA Fiscal Agent Team	Quarterly	
R-6	Processes	Kilometers of roads under works contracts	The length of roads in kilometers under works contracts for construction of new roads or reconstruction, rehabilitation, resurfacing or upgrading of existing roads.	Kilometers		Road Completion Report	MCA NS Road PIU's Document Specialist	Quarterly	The length of roads in kilometers under works contracts for construction of new roads or reconstruction, rehabilitation, resurfacing or upgrading of existing roads. This relates to the Choir-Sainshand segment.
	Output	Workforce trained on trafficking in persons, health and safety, and HIV/AIDS and STIs	PIU conducts a one-day length training to contractor employees on trafficking in persons, health and safety, and HIV/AIDS and STIs	Number		Training Reports	MCA NS Road PIU's Communications Specialist	Quarterly	
R-8	Output	Kilometers of roads completed	The length of roads in kilometers on which construction of new roads or reconstruction, rehabilitation, resurfacing or upgrading of existing roads is complete (certificates handed over and approved).	Kilometers		Quarterly Progress Report	MCA NS Road PIU's Document Specialist	Quarterly	The length of roads in kilometers on which construction of new roads or reconstruction, rehabilitation, resurfacing or upgrading of existing roads is complete (certificates handed over and approved). Change is recorded only when the road construction of a segment is completed.



MCA-M M&E Plan

	Processes	Construction contract for Choir-Sainshand road signed	Contract for the construction of Choir-Sainshand road signed	Date		Jiangxi and Halla's Contracts	MCA NS Road PIU's Document Specialist	Once	
	Processes	Supervision contract signed	Contract for the construction supervision of Choir-Sainshand road signed	Date		HPM Contract	MCA NS Road PIU's Document Specialist	Once	
	Processes	Environmental and Social Impact Assessment (ESIA) approved for Ulaanbataar-Nalaikh Road Segment	EA/EMP conducted and report received in UB-Nalaikh Road Segment	Date		Environmental Impact Assessment (EIA) and Environmental Management Plan (EMP) for the Bayanzurkh Bridge and Road Activity.	MCA NS Road PIU's Document Specialist	Once	
	Processes	Design of Ulaanbataar-Nalaikh road segment submitted to Ministry of Roads	The design for the UB-Nalaikh road segment developed and handed over to the Ministry of Roads and Transport	Date		Submission report of UB-Nalaikh design to Ministry of Roads and	MCA NS Road PIU's Document Specialist	Once	



MCA-M M&E Plan

		and Transport			Transpor t			
--	--	------------------	--	--	---------------	--	--	--



MCA-M M&E Plan

Energy and Environment Project

CI Code	Indicator Level	Indicator Name	Definition	Unit of Measure	Disaggregation	Primary Data Source	Responsible Party	Frequency of Reporting	Additional Information
EEP									
MCEEIF									
	Outcome	Percent difference in PM2.5 emissions	This indicator captures the percent reduction in PM2.5 emissions that project stoves make to ambient concentration in Ulaanbaatar. The PM2.5 emissions capture only household contributions during the heating season (October to March). The indicator is modeled for all project stoves as: PM2.5 emissions as gram/kg fuel * the amount of fuel * the number of project stoves.	Percentage		Emission and Indoor Air Quality Study, and Final Reports on Product Sales	Social Impact and Khas and Khaan banks	Once	
	Outcome	Absolute difference in total ambient PM2.5 contribution from MCA versus traditional stoves in gers and houses	This indicator captures the absolute reduction in PM2.5 emissions that project stoves make to ambient concentration in Ulaanbaatar. The absolute value is important for specific dose response for health outcomes. The PM2.5 emissions capture only household contributions during the heating season (October to March). The indicator is an output of a model of the UB airshed.	Tons		Emission and Indoor Air Quality Study, and Final Reports on Product Sales	Social Impact and Khas and Khaan banks	Once	



MCA-M M&E Plan

Outcome	Percent difference in average nighttime household PM2.5 emissions for households with MCA versus traditional stoves	Average household PM2.5 emissions in project vs non-project households during the heating season of October thru March. Emissions will be collected during the night.	Percentage	Stove and Dwelling types	Emission and Indoor Air Quality Study	Social Impact	Once	
Outcome	Percent reduction in median fuel costs	This indicator will measure the difference in median fuel costs between households with project stoves and households without project stoves.	Percentage		Stove Behavior Survey	Social Impact	Once	
Outcome	Carbon monoxide concentration in project households	Average short-term indoor carbon monoxide (CO) concentration in project households. This is tracked to ensure that project stoves do not result in a higher concentration of CO relative to the traditional stoves.	Parts per million		Emission and Indoor Air Quality Study	Social Impact	Once	Unit: Parts per million (ppm)
Outcome	PM2.5 concentration in project homes	Average short-term indoor PM2.5 concentration in project households. This is tracked to ensure that project stoves do not result in a higher concentration of PM2.5 relative to traditional stoves.	Grams per cubic meter		Emission and Indoor Air Quality Study	Social Impact	Once	Unit: mg / m3
Outcome	Percent difference in raw coal consumption	The average raw coal consumption for households with project stoves as compared to households without project stoves. This indicator relies on household respondents to measure their coal consumption over the heating season.	Percentage		Stove Behavior Survey	Social Impact	Once	



MCA-M M&E Plan

Outcome	Percent difference in PM2.5 emissions from heat-only boiler sites	This captures the difference in PM2.5 emissions for project-upgraded heat only boilers. The HOB technical supervision consultant calculates this based on the total estimated PM2.5 difference across improved HOBs across the heating season.	Percentage			Test result	Investment Department of UB city, HOB technical supervision consultant.	Once	
Output	HOBs sites upgraded	HOB sites fully upgraded. Each site will have a variable numbers of HOBs.	Number			PIU Annual Progress Report	PIU	Annual	
Output	Consumers purchasing subsidized products	Total number of consumers purchasing a MCEEIF subsidized product. This includes energy- efficient stoves (up to four types), ger insulation (typically two layers), vestibules and energy efficient homes in the ger areas of Ulaanbataar.	Number	Product types		Final reports	Xac Bank and Khan Bank	Quarterly	
Output	Subsidized stoves in participating homes	Number of participating households that continue to have the MCEEIF stove. This will be a sample-based indicator and not the full population of participating households.	Percentage			Stove Behavior Survey	Social Impact	Once	
Output	Subsidized stoves sold	Number of subsidized stoves sold by the MCEEIF	Number			Final reports	Xac Bank and Khan Bank	Quarterly	
Output	Energy efficient homes sold	Number of MCEEIF energy efficient homes sold	Number			Final reports	Xac Bank and Khan Bank	Quarterly	



MCA-M M&E Plan

	Output	Total subsidies provided	Total subsidy spent across all households purchasing any product subsidized by MCEIFF. This excludes administrative costs and HOB subsidies which are counted elsewhere.	US Dollars		MCA-M financial records	MCA CFO	Quarterly	
	Process	Amount of greening grants awarded	Total financial support for greening grants.	US Dollars		MCA-M financial records	MCA CFO	Final quarter	
	Process	Greening grants awarded	Total number of greening grants awarded.	Number		Progress reports	PIU	Final quarter	
	Process	MCEEIF: Establish an independent product testing, certification, and subsidy setting process;	Economic and market analysis and subsidy setting methodology for the energy efficient products	Date		Product launch memo 2010 (EEP CP report)	PIU	Once	
	Process	MCEEIF: Establish a process for the evaluation and approval of additional products to be subsidized;	Economic and market analysis and subsidy setting methodology for the additional energy efficient products	Date		Product launch memo 2011, Launch memo 2011, page 1	PIU	Once	
	Process	MCEEIF: Feasibility study/replacement plan/bidding documents for Initial replacement of HOBs	Feasibility study and replacement plan bidding documents for replacement activity of initial 8 HOBs.	Date		MCA-Mongolia, Bidding document#138, Page 1	Williams Building Company Inc.,	Once	



MCA-M M&E Plan

	Process	MCEEIF: Feasibility study/replacement plan/bidding documents for 2nd round of replacement of HOBs	Feasibility study and replacement plan bidding documents for replacement activity of remaining HOBs.	Date		MCA-Mongolia, Bidding document#186, Page 1	Williams Building Company Inc.,	Once	
	Process	MCEEIF: Complete agreements between MCA-Mongolia and banks and/or other implementers, in support of a particular product or home to be subsidized;	Executed agreement(s) between MCA-Mongolia and banks and/or other implementers, in support of a particular product or home to be subsidized	Date		Contract for Consultant Services Lump-Sum for Subsidy transfer agent Khan bank and Xac Bank Mongolia-CA/MCA-M/MCC/EEP/CS/130A and B Page-1.	PIU	Once	
	Process	MCEEIF: Complete a form of consumer participation agreement,	For each product to be subsidized by MCEEIF, have developed an appropriate consumer participation agreement	Date		Product launch memo 2010 , Attachment-D	PIU	Once	
	Process	MCEEIF: Public awareness campaign started	For each product to be subsidized by MCEEIF, have developed and delivered at least a three-month public awareness campaign addressing benefits of energy efficiency, the availability and amount of subsidies, and the identity of the participating partners; and	Date		Lump-Sum Contract for Public Awareness and Social Marketing Consulting Services-CA/MCA-M/MCC/EEP/CS/066/2010. Page-1	PIU	Once	



MCA-M M&E Plan

	Process	MCEEIF: Establish a framework environmental and social assessment and EMP	Development of a framework environmental and social assessment and EMP including a gender integration plan, all acceptable to MCC, that lays out guidance and procedures for environmental reviews.	Date		Framework Environmental and Social Assessment (FESA) and Environmental Management Plan (EMP) including Gender Integration Plan for the Subsidy Component of the Energy and Environment Project, Page-1 (Addendum Nr 1 to EEP FESA EMP MCEEIF)	ESA, MCA-Mongolia	Once	
Wind Activity									
	Output	Power dispatched from substation	Power dispatched from the MCC-funded substation to the National Dispatch Center.	Kilowatt Hours		Official letter	CRETG	Quarterly	
	Process	Wind: Power Purchase Agreement between CRETN and NewCom LLC	Restated and Amended Power Purchase Agreement between CRETN and NewCom LLC. Available power from the wind farm will be purchased on a take or pay or equivalent basis, as outlined in the power purchase agreement for the wind farm.	Date		Restated and Amended Power Purchase Agreement, page 4	CRETN and NewCom LLC.	Once	



MCA-M M&E Plan

	Process	Wind: Government of Mongolia (GoM) establishes tariff increase plan	GoM establishes a plan for increasing electricity tariffs that will eliminate the need for subsidies by 2015, including an initial increase to take place at the time the power purchase agreement for the wind farm begins and a second increase the following year.	Date		Official letter to PIU #1/369, page 2	Energy Regulatory Commission, Government Agency	Once	
	Process	Wind: Substation upgrade procured	Contract awarded for substation upgrade.	Date		Contract for Non-Consulting Services for the provision of Supplying and Installation Fiber Optic Cable-29 March 2012- CA/MCA/- M/MCC/EEP/NCS/172/2011 Page-1; Contract for The Nalaikh substation upgrading-22 May,2012-CA/MCA-M/MCC/EEP/WKS/178/2011 Page-1; Contract for Supply and Installation of Dispatcher Training Simulator(DTS) and Training Facility at the National Dispatching Center(NDC)-12 September,2012. Page-1	PIU	Once	
	Process	Wind: Wind farm and upgrades completed	Mechanical completion of the wind farm, fiber optic cable, substation and dispatching system upgrades fulfilling condition precedent	Date		Technical acceptance report by supervisor	Contractors	Once	



MCA-M M&E Plan

	Process	Wind: Operation and maintenance plan(s) for network upgrade established	A plan for the maintenance and funding of the Network Upgrades is developed and adopted, meeting the condition precedent.	Date			CRETN and NDC	Once	
	Process	Wind: Environmental Management System, environmental assessment, and Environmental Management System (EMP)	Prior to Disbursements associated with any construction for the Network Upgrades, the Government shall develop an Environmental Management System, environmental assessment, and EMP, all acceptable to MCC.	Date		Environmental Management System, Environmental Assessment and Environmental Management Plan for the construction of Network Upgrades of the Energy & Environment Project , page 1	ESOC	Once	



II. Performance Tracking Tables

Property Rights Project – Improvement of Land Privatization and Registration System Activity & Privatization & Registration of Ger Area Land Plots Activity

Indicator Level	Indicator Name	Unit of Measure	Indicator Classification	Baseline (year)	Year 1	Year 2	Year 3	Year 4	Year 5	End of Compact Target	Year 6	Year 7	Year 8	additional information
					Sep 08-Sep 09	Sep 09-Sep 10	Sep 10-Sep 11	Sep 11-Sep 12	Sep 12-Sep 13		Sep 13-Sep 14	Sep 14-Sep 15	Sep 15-Sep 16	
Project: PROPERTY RIGHTS PROJECT														
Outcome	Immovable property value (per square meter) of hashaa plots in Ulaanbataar project areas	US Dollars	Level	27.63 (2012)				27.63					TBD	Post compact indicator
Outcome	Immovable property value (per square meter) of hashaa plots in Darkhan and Erdenet project areas	US Dollars	Level	5.82 (2012)				5.82					TBD	Post compact indicator
Outcome	Percentage of project households accessing bank credit in Ulaanbataar, Darkhan and Erdenet	Percentage	Cumulative	39.2 (2012)				39.2					TBD	Post compact indicator



MCA-M M&E Plan

Outcome	Percentage of project households accessing bank credit in Ulaanbataar, Darkhan and Erdenet (Female Headed Household)	Percentage	Cumulative	35.3 (2012)				35.3					TBD	Post compact indicator
Outcome	Percentage of project households accessing bank credit which are using their hashaa plot or property as collateral in bank loan in Ulaanbataar, Darkhan and Erdenet	Percentage	Cumulative	11.2 (2012)				11.2					TBD	Post compact indicator
Outcome	Official time prescribed for property transactions (first-time)	Days	Level	142 (2011)				142					TBD	Post compact indicator
Outcome	Official time prescribed for property transactions (sales)	Days	Level	5 (2011)				5					TBD	post compact indicator



MCA-M M&E Plan

Outcome	Official cost prescribed for property transactions (first-time)	US Dollars	Level	51.54 (2011)			51.54						TBD	Post compact indicator.
Outcome	Official cost prescribed for property transactions (sales)	US Dollars	Level	167.43 (2011)			167.43						TBD	Post compact indicator
Outcome	Percentage Change in Time for property transactions (first time registration)	Percentage	Level	0 (2013)					0				TBD	Post compact indicator
Outcome	Percentage Change in Time for property transactions (sales)	Percentage	Level	0 (2013)					0				TBD	Post compact indicator
Outcome	Property transactions in Ulaanbataar	Number	Level	3,028(2009)	3,028									Post compact indicator
Outcome	Property transactions in Darkhan and Erdenet	Number	Level	1,085 (2009)	1,085									Post compact indicator



MCA-M M&E Plan

Outcome	New loans transactions registered in Ulaanbataar (land as collateral)	Number	Level	6,281 (2009)	6,281									Post compact indicator
Outcome	New loans transactions registered in Ulaanbataar (immovable properties as collateral except land)	Number	Level	16,061 (2009)	16,061									Post compact indicator
Outcome	New loans registered in Darkhan and Erdenet (land as collateral)	Number	Level	1,383 (2009)	1,383									Post compact indicator
Outcome	New loans registered in Darkhan and Erdenet (immovable properties as collateral except land)	Number	Level	3,953 (2009)	3,953									Post compact indicator
Outcome	Value of new loans registered in Ulaanbataar (land as collateral)	US Dollars	Level	25,590,923.95 (2009)	25,590,923.95									Post compact indicator
Outcome	Value of new loans registered in Ulaanbataar (immovable properties as	US Dollars	Level	311,314,094.46 (2009)	311,314,094.46									Post compact indicator



MCA-M M&E Plan

	collateral)													
Outcome	Value of new loans registered in Darkhan and Erdenet (land as collateral)	US Dollars	Level	1,780,204.46 (2009)	1,780,204.46									Post compact indicator
Outcome	Value of new loans registered in Darkhan and Erdenet (immovable properties as collateral)	US Dollars	Level	32,438,109.64 (2009)	32,483,109.64									Post compact indicator
Outcome	Legal and regulatory reforms adopted	Number	Cumulative	0 (2008)	0	2	4	6	6	6				Post compact indicator
Outcome	Change in perception of tenure	Percentage	Level	56.3 (2012)				56.3						Post compact indicator
Outcome	Change in land conflicts on parcel	Percentage	Level	6.1 (2012)				6.1						Post compact indicator
Output	Household land rights formalized	Number	Cumulative	0 (2008)	0			38,142	52,995	52,995				
Output	Stakeholders trained	Number	Cumulative	0 (2008)	0	265	365	465	465	465				



MCA-M M&E Plan

Output	Conflicts successfully mediated	Number	Cumulative	0 (2008)	0									
Output	Parcels corrected or incorporated in land system	Number	Cumulative	0 (2008)	0			21,000	53,000	53,000			TBD	Post compact indicator
Output	Households reached	Number	Cumulative	0 (2008)	0			71,500	91,981	91,981				
Output	Land administration offices established or upgraded	Number	Cumulative	0 (2008)	0	9	11	13	13					
Output	Urban parcels mapped	Number	Cumulative	0 (2008)	0			42,000	53,000	53,000				
Process	Legislative and regulatory commission report submitted	Date	Date		31-Aug-09									
Process	Building provided for registry office	Date	Date		30-Jun-09									
Process	Design for registry office completed	Date	Date				31-Oct-10							
Process	Awareness and outreach campaign designed	Date	Date			31-Jan-10								



MCA-M M&E Plan

Process	Satellite imagery procured	Date	Date			30-Jun-10							
Process	Continually Operating Reference Stations (CORS) operational	Date	Date				31-Dec-10						
Process	Registry processes updated and operational	Date	Date					30-Jun-12					



MCA-M M&E Plan

Property Rights Project – Peri-Urban Land Leasing Activity

Indicator Level	Indicator Name	Unit of Measure	Indicator Classification	Baseline (year)	Year 1	Year 2	Year 3	Year 4	Year 5	End of Compact Target	Year 6	Year 7	Year 8
					Oct-08 to Oct-09	Oct-09 to Oct-10	Oct-10 to Oct-11	Oct-11 to Oct-12	Oct-12 to Oct-13		Oct-13 to Oct-14	Oct-14 to Oct-15	Oct-15 to Oct-16
Peri-Urban Rangeland Project													
Increased Herder Household Income													
Outcome Indicator	Net earned income of herder households in Darkhan, Erdenet and Ulaanbataar (semi-intensive)	US Dollars	Level	4,224 (2011)			4,224.00		5,656			TBD	
Outcome Indicator	Net earned income of herder households in Darkhan, Erdenet and Ulaanbataar (intensive)	US Dollars	Level	4,442 (2011)			4,442.00		6,059			TBD	
Outcome Indicator	Net earned income of female-headed herder households in Darkhan, Erdenet and Ulaanbataar	US Dollars	Level	2,767.4 (2011)			2,767.40					TBD	
Outcome Indicator	Net earned income of herder households in Choibalsan and Kharkhorin	US Dollars	Level	2,617.27 (2012)				2,617.27			TBD		TBD
Outcome Indicator	Net earned income of female-headed herder households in Choibalsan and	US Dollars	Level	1,526.74 (2012)				1,526.74			TBD		TBD



MCA-M M&E Plan

	Kharkhorin												
Increased peri-urban herder productivity													
Outcome Indicator	Herd mortality rate of project treatment groups, Phase I (cattle)	Index	Level	11.09 (2010)			11.09		5.8			TBD	
Outcome Indicator	Herd mortality rate of project treatment groups, Phase II (cattle)	Index	Level	0.79 (2011)				0.79			TBD		TBD
Outcome Indicator	Herd mortality rate of project treatment groups, Phase I (sheep)	Index	Level	17.31 (2010)			17.31		3.5			TBD	
Outcome Indicator	Herd mortality rate of project treatment groups, Phase II (sheep)	Index	Level	1.2 (2011)				1.2			TBD		TBD
Outcome Indicator	Milk per cow in Ulaanbataar, Darkhan, Erdenet (intensive)	Liters	Level	992 (2011)			992		1,226			TBD	
Outcome Indicator	Milk per cow in Ulaanbataar, Darkhan, Erdenet (semi-intensive)	Liters	Level	865 (2011)			865		967.5			TBD	



MCA-M M&E Plan

Outcome Indicator	Milk per cow in Choibalsan and Kharkhorin (intensive)	Liters	Level	510 (2012)			510				TBD		TBD
Outcome Indicator	Milk per cow in Choibalsan and Kharkhorin (semi-intensive)	Liters	Level	545 (2012)			545				TBD		TBD
Optimize peri-urban rangeland carry capacity and range management													
Outcome Indicator	Project herder groups limiting their livestock population to the carrying capacity of their leases on farms in 3 central aimags (Ulaanbataar, Darkhan and Erdenet)	Percentage	Cumulative	40 (2011)			40	66	100	100		100	
Outcome Indicator	Project herder groups limiting their livestock population to the carrying capacity of their leases on farms in expansion area aimags (Choibalsan and Kharkhorin)	Percentage	Cumulative	22 (2012)				22	100	100	100		100
Outcome Indicator	Project herder groups adopting hay making requirement /capacity for farms in	Percentage	Cumulative	35.9 (2011)			35.9	66	100	100		100	



MCA-M M&E Plan

	Ulaanbataar, Darkhan, Erdenet												
Outcome Indicator	Project herder groups adopting hay making requirement /capacity for farms in Choibalsan, Kharkhorin	Percentage	Cumulative	22.8 (2012)				22.8	100	100	100		100
Outcome Indicator	Management effect, summer standing biomass in Ulaanbataar, Darkhan, Erdenet	Kilograms	Level	TBD				TBD	TBD		TBD	TBD	TBD
Outcome Indicator	Management effect, summer standing biomass in Choibalsan and Kharkhorin	Kilograms	Level	TBD				TBD	TBD		TBD	TBD	TBD
Outcome Indicator	Management effect, winter standing biomass in Ulaanbataar, Darkhan, Erdenet	Kilograms	Level	TBD					TBD		TBD	TBD	TBD
Outcome Indicator	Management effect, winter standing biomass in Choibalsan and Kharkhorin	Kilograms	Level	TBD					TBD		TBD	TBD	TBD
Output indicators													
Output indicators	Leases awarded	Number	Cumulative	0			300	465	465	465			



MCA-M M&E Plan

Output indicators	Leases awarded (intensive)	Number	Cumulative	0			50	65	65	65			
Output indicators	Leases awarded (semi-intensive)	Number	Cumulative	0			250	400	400	400			
Output indicators	Leases awarded (main areas)	Number	Cumulative	0			300	300	300	300			
Output indicators	Leases awarded (expansion areas)	Number	Cumulative	0				165	165	165			
Output indicators	Leases awarded (female)	Number	Cumulative	0									
Output indicators	Household land rights formalized	Number	Cumulative	0			1,134	1,758	1,758	1,758			
Output indicators	Household land rights formalized (female-only and joint)	Number	Cumulative	0									
Output indicators	Household land rights formalized (male-only)	Number	Cumulative	0									



MCA-M M&E Plan

Output indicators	Wells completed	Number	Cumulative	0	0		270	420	420	420			
Output indicators	Stakeholders trained (Herders)	Number	Cumulative	0	200	400	700	1,015	1,015	1,015			
Output indicators	Stakeholders trained (Herders-female)	Number	Cumulative	0									
Output indicators	Stakeholders trained (State officials)	Number	Cumulative	0			500	500	500	500			
Output indicators	Stakeholders trained (State officials-female)	Number	Cumulative	0									
Output indicators	Number of legal and regulatory reforms adopted	Number	Cumulative	0	0	0	1	1	1	1	1		
Output indicators	Conflicts successfully mediated	Number	Cumulative	0									
Output indicators	Repayment rate by the leaseholders	Percentage	Level	0					80	80	TBD	TBD	TBD



MCA-M M&E Plan

Process Milestone Indicator	Legal and regulatory commission report prepared	Date	Date		1-Apr-09								
Process Milestone Indicator	Applications to lease land submitted by herder groups (Ulaanbaatar, Darkhan and Erdenet)	Date	Date			31-Dec-09							
Process Milestone Indicator	Applications to lease land submitted by herder groups (Choibalsan and Kharkhorin)	Date	Date				31-Dec-10						
Process Milestone Indicator	Selection of herder groups to receive land leases, and lease signing (Ulaanbaatar, Darkhan and Erdenet)	Date	Date				30-Dec-10						
Process Milestone Indicator	Selection of herder groups to receive land leases, and lease signing (Choibalsan and Kharkhorin)	Date	Date					21-Oct-11					
Process Milestone Indicator	Final GIS database and maps prepared (Ulaanbaatar, Darkhan, and Erdenet)	Date	Date		21-Sep-09								



MCA-M M&E Plan

Process Milestone Indicator	Final GIS database and maps prepared (Choibalsan and Kharkhorin)	Date	Date					30-Dec-10					
Process Milestone Indicator	Materials for fencing and animal shelters provided (Ulaanbaatar, Darkhan and Erdenet)	Date	Date					31-Mar-11					
Process Milestone Indicator	Materials for fencing and animal shelters provided (Choibalsan and Kharkhorin)	Date	Date						31-Dec-11				



MCA-M M&E Plan

Vocational Education Project

Indicator Level	Indicator Name	Unit of Measure	Indicator Classification	Baseline (year)	Year 1	Year 2	Year 3	Year 4	Year 5	End of Compact Target
					Oct-08 to Oct-09	Oct-09 to Oct-10	Oct-10 to Oct-11	Oct-11 to Oct-12	Oct-12 to Oct-13	
Technical Vocational Education and Training (TVET) Project										
Goal	Annual salary	US Dollars	Level	1,237					1,336	1,336
Goal	Rate of employment	Percentage	Level	71	71	71	71	72	75	75
Outcome	Graduates from MCC-supported educational facilities	Number	Cumulative	0			12,000	12,800	15,800	15,800
Outcome	Students participating in MCC-supported education activities	Number	Cumulative	0			33,000	41,000	50,000	50,000
Output	Information, Communication and Technology (ICT) & multimedia labs installed and upgraded	Number	Cumulative	0			20	30	40	40
Process	Labor Market Information System (LMIS) online web-based service established	Date	Date					16-Mar-12		
Policy reform and Competency Based Training (CBT) system implementation										



MCA-M M&E Plan

Outcome	Percent of Public-Private Partnership (PPP) funding contributed to Technical Vocational Education and Training (TVET) schools	Percentage	Level	1	2	5	7	11	16	16
Output	Administrative staff trained on Competency Based Training (CBT) system implementation and operation	Number	Cumulative	0			200	300	600	600
Output	New skills standards of priority trades developed and approved	Number	Cumulative	0			0	11	28	28
Output	New and modern curricula developed	Number	Cumulative	0			0	11	28	28
Output	Legal, financial, and policy reforms adopted	Number	Cumulative	0			2	2	4	5
Output	Public-Private Partnership (PPP) agreements established	Number	Cumulative	0	0	0	27	39	39	39
Process	Memorandum of Understanding (MOU) signed with Ministry of Education, Culture and Science (MECS) and Ministry of Labor and Social Welfare (MLSW)	Date	Date		1-Dec-08					
Process	National Council for Vocational Education and Training (NCVET) established	Date	Date		31-Mar-09					



MCA-M M&E Plan

Process	Technical Vocational Education and Training (TVET) legislation passed	Date	Date		1-Feb-09					
Process	Terms of References (TORs) finalized for creating new curricula and for establishing media support center	Date	Date			31-May-10				
Professional development and retraining										
Outcome	Certified vocational education teachers	Number	Cumulative	0	0	0	250	300	300	300
Output	Instructors trained	Number	Cumulative	0			500	1,000	1,500	1,500
School rehabilitation activity										
Output	Educational facilities constructed or rehabilitated	Number	Cumulative	0			10	18	18	18
Output	Practical training sites upgraded	Number	Cumulative	0			6	84	90	90
Process	Value of signed educational facility construction, rehabilitation, and equipping contracts	US Dollars	Cumulative	0		800,000	5,800,000	16,000,000	19,000,000	19,000,000



MCA-M M&E Plan

Process	Value of construction, rehabilitation, and/or equipping contracts disbursed	US Dollars	Cumulative	0		640,000	4,600,000	12,800,000	15,200,000	15,200,000
Process	Percent disbursed of educational facility construction, rehabilitation, and equipping contracts	Percentage	Cumulative	0		80	79.3	80	80	80
Process	Inspection and assessment of equipment and infrastructure improvement needs completed	Date	Date			1-Jul-10				
Labor market information system										
Output	Career guidance counselors trained	Number	Cumulative	0			17	115	132	132
Process	Labor market assessment completed	Date	Date			1-Mar-10				
Public Outreach Activities										
Output	Change in proportion of families by income statements: High Income	Percentage	Level	14.7					16	16
Output	Change in proportion of families by income statements: Mid Income	Percentage	Level	30.5					32	32



MCA-M M&E Plan

Output	Change in proportion of families by income statements: Low Income	Percentage	Level	38.2					40	40
Output	Public awareness of the Technical Vocational Education and Training (TVET) system	Percentage	Level	75					77	77
Output	Knowledge of local Technical Vocational Education and Training (TVET) provider	Percentage	Level	78					80	80
Output	Technical Vocational Education and Training (TVET) quality assessment	Percentage	Level	51					53	53
Output	Expression of interest in Technical Vocational Education and Training (TVET)	Percentage	Level	40.3					42	42
Process	Public outreach plan developed	Date	Date			30-Apr-10				



MCA-M M&E Plan

Health Project

Indicator Level	Indicator Name	Unit of Measure	Indicator Classification	Baseline (year)	Year 1	Year 2	Year 3	Year 4	Year 5	End of Compact Target
					Oct-08 to Oct-09	Oct-09 to Oct-10	Oct-10 to Oct-11	Oct-11 to Oct-12	Oct-12 to Oct-13	
Health										
Outcome	Prevalence of reduced sodium intake	Percentage	Level	11.05 (2011)					11	11
Outcome	Prevalence of high blood sugar	Percentage	Level	8.4 (2009)					8	8
Outcome	Prevalence of high blood pressure	Percentage	Level	44.6 (2009)					44	44
Outcome	Exposure to second-hand smoke	Percentage	Level	35.6 (2009)					33	33
Outcome	Screening for diabetes	Percentage	Level	0					66	66
Outcome	Screening for hypertension	Percentage	Level	0					66	66
Outcome	Vaccinations against cervical cancer	Percentage	Level	0					10	10
Outcome	At high risk for Non-Communicable Diseases (NCDs)	Percentage	Level	26.4 (2009)					25	25



MCA-M M&E Plan

Output	National budget allocated to Non-Communicable Diseases (NCDs)	US Dollars	Level	345,000 (2009)					1,000,000	1,000,000
Output	Local government spending towards Non-Communicable Diseases (NCDs)	US Dollars	Cumulative							
Output	Grantees for establishing smoke free locations	Number	Cumulative						40	40
Outcome	Working population's awareness of Non-Communicable Disease (NCD) prevention	Percentage	Level	25.3 (2010)					32	32
Outcome	Cervical cancer cases detected early	Percentage	Level	38.4 (2009)					47	47
Outcome	Primary healthcare facilities with Non-Communicable Disease (NCD) services	Percentage	Level	10.3 (2010)					70	70
Outcome	Screening for cervical cancer	Percentage	Level	18.8 (2009)					27	27
Output	Health staff trained	Number	Cumulative	179 (2009)					5,000	5,000
Output	School teachers trained	Number	Cumulative	0 (2009)					565	565
Output	Staff trained on stroke response	Number	Cumulative	0 (2009)					15	15



MCA-M M&E Plan

Output	Amount of civil society grants	US Dollars	Cumulative	0 (2009)					2,300,000	2,300,000
Output	Grants to workplaces for Non-Communicable Disease and Injury (NCDI) prevention	Number	Cumulative	0 (2009)					50	50
Output	Non-medical staff trained in response to traffic accidents	Number	Cumulative	0 (2009)					400	400
Output	Hospitals that treat cervical cancer	Percentage	Level	12.9 (2010)					100	100
Output	Health education materials disseminated	Number	Cumulative	0 (2009)					1,000,000	1,000,000
Output	Facilities with health education materials available	Percentage	Level	9.5 (2010)					95	95
Process	First wave of Facility-Based Impact Study (FBIS) data collection conducted	Date						1-Jan-11		
Process	Recommendations on road safety interventions available	Date					1-Mar-10			



MCA-M M&E Plan

Process	National Non-Communicable Disease and Injury (NCDI) communication strategy revised and updated	Date					1-May-10			
Process	Curriculum for in-service and pre-service trainings completed	Date					1-Sep-10			
Process	Training of trainers completed	Date						1-Nov-11		
Process	Grants awarded (first round)	Date					1-Jun-10			
Process	Grants awarded (second round)	Date						1-Jun-11		
Process	Grants awarded (third round)	Date							1-Jun-12	
Process	Rapid Needs Assessment (RNA) completed	Date					1-Mar-10			
Process	Training contract awarded	Date					1-Aug-10			
Process	IEC/BCC contract awarded	Date					1-Sep-10			
Process	Non-Communicable Disease (NCD) screening started	Date							1-Apr-12	



MCA-M M&E Plan

Process	Study tours completed	Date							1-May-13	
Process	IC Contract awarded	Date			1-Jun-09					
Process	Recommendation on National strategy for salt reduction completed	Date					1-Jun-11			



MCA-M M&E Plan

North-South Road Project

Indicator Level	Indicator Name	Unit of Measure	Indicator Classification	Baseline (year)	Year 1	Year 2	Year 3	Year 4	Year 5	End of Compact Target
					Oct-08 to Oct-09	Oct-09 to Oct-10	Oct-10 to Oct-11	Oct-11 to Oct-12	Oct-12 to Oct-13	
Project 1										
Outcome	Vehicle operating cost saving (VOC)	US Dollars	Level	0					0	0
Outcome	Average annual daily traffic	Number	Level	160					160	160
Outcome	Roughness	Index	Level	11.2					2	2
Outcome	Travel Time	Hours	Level	5					2.2	2.2
Process	Kilometers of roads under design	Kilometers	Cumulative	0		20	20	20	20	20
Process	Value of signed road feasibility and design contracts	US Dollars	Cumulative	0		6,000,000	6,000,000	6,000,000	6,000,000	6,000,000



MCA-M M&E Plan

Process	Value disbursed of road feasibility and design contracts	US Dollars	Cumulative	0		0	2,400,000	3,210,000	6,000,000	6,000,000
Process	Percent disbursed of road feasibility and design contracts	Percentage	Level	0						
Process	Value of signed road construction contracts	US Dollars	Cumulative	0		45,000,000	70,100,000	70,100,000	70,100,000	70,100,000
Process	Value disbursed of road construction contracts	US Dollars	Cumulative	0		0			70,100,000	70,100,000
Process	Percent disbursed of road construction contracts	Percentage	Level	0						
Process	Kilometers of roads under works contracts	Kilometers	Cumulative	0		0	176.4	176.4	176.4	176.4
Output	Workforce trained on trafficking in persons, health and safety, and HIV/AIDS and STIs	Number	Cumulative	46		0	46	92	95	95
Output	Kilometers of roads completed	Kilometers	Cumulative	0		0	0	0	176.4	176.4



MCA-M M&E Plan

Process	Construction contract for Choir-Sainshand road signed	Date	Date					15-Feb-12		
Process	Supervision contract signed	Date	Date			1-Jun-10				
Process	Environmental and Social Impact Assessment (ESIA) approved for Ulaanbataar-Nalaikh Road Segment	Date	Date				11-Mar-11			
Process	Design of Ulaanbataar-Nalaikh road segment submitted to Ministry of Roads and Transport	Date	Date					28-Sep-12		



MCA-M M&E Plan

Energy and Environment Project

Indicator Level	Indicator Name	Unit of Measure	Indicator Classification	Baseline (year)	Year 1	Year 2	Year 3	Year 4	Year 5	End of Compact Target
					Oct-08 to Oct-09	Oct-09 to Oct-10	Oct-10 to Oct-11	Oct-11 to Oct-12	Oct-12 to Oct-13	
MCEEIF										
Outcome	Percent difference in PM2.5 emissions	Percentage	Level	0			0	38	57	57
Outcome	Absolute difference in PM2.5 emissions	Tons	Level	0			0	1,712	2,635	2,635
Outcome	Percent difference in household PM2.5 emissions	Percentage	Level	0			0	86	86	86
Outcome	Percent reduction in median fuel costs	Percentage	Level	0			0	10	15	15
Outcome	Carbon monoxide concentration project households		Level						Equal to traditional stoves	



MCA-M M&E Plan

Outcome	PM2.5 concentration in project homes		Level						Equal to traditional stoves	
Outcome	Percent difference in raw coal consumption	Percentage	Level	0			0	10	15	15
Outcome	Percent difference in PM2.5 emissions from heat-only boiler sites	Percentage	Level	0			0	67	67	67
Output	HOBs sites upgraded	Number	Cumulative	0			0	4	10	10
Output	Consumers purchasing subsidized products	Number	Cumulative	0			0			
Output	Female consumers purchasing subsidized products	Number	Cumulative	0			0			
Output	Subsidized stoves in participating homes	Percentage	Level	0					90	



MCA-M M&E Plan

Output	Subsidized stoves sold	Number	Cumulative	0			0			
Output	Energy efficient homes sold	Number	Cumulative	0			0			
Output	Total subsidies provided	US Dollars	Cumulative	0			0			
Process	Amount of greening grants awarded	US Dollars	Cumulative							
Process	Greening grants awarded	Number	Cumulative							
Process	MCEEIF: Establish an independent product testing, certification, and subsidy setting process;	Date	Date			10-Sep-10				
Process	MCEEIF: Establish a process for the evaluation and approval of additional products to be subsidized;	Date	Date			10-Sep-10				



MCA-M M&E Plan

Process	MCEEIF: Feasibility study/replacement plan/bidding documents for Initial replacement of HOBs	Date	Date					21-Oct-11		
Process	MCEEIF: Feasibility study/replacement plan/bidding documents for 2nd round of replacement of HOBs	Date	Date					16-Dec-11		



MCA-M M&E Plan

Process	MCEEIF: Complete agreements between MCA-Mongolia and banks and/or other implementers, in support of a particular product or home to be subsidized;	Date	Date			10-Sep-10				
Process	MCEEIF: Complete a form of consumer participation agreement,	Date	Date			10-Sep-10				
Process	MCEEIF: Public awareness campaign started	Date	Date				10-Jun-11			



MCA-M M&E Plan

Process	MCEEIF: Establish a framework environmental and social assessment and EMP	Date	Date				10-Sep-10			
Wind Activity										
Output	Power dispatched from substation	Kilowatt Hours	Cumulative	0			0	0	112,000,000	112,000,000
Process	Wind: Power Purchase Agreement between CRETN and NewCom LLC	Date	Date				6-Dec-10			
Process	Wind: Government of Mongolia (GoM) establishes tariff increase plan	Date	Date					1-Jun-12		
Process	Wind: Substation upgrade procured	Date	Date					24-Mar-12		



MCA-M M&E Plan

Process	Wind: Wind farm and upgrades completed	Date	Date						31-Dec-12	
Process	Wind: Operation and maintenance plan(s) for network upgrade established	Date	Date						1-Dec-12	
Process	Wind: Environmental Management System, environmental assessment, and Environmental Management System (EMP)	Date	Date				10-Sep-11			



III. Summary of Indicator and Target Changes (2010 Revision)

Rail Project Indicators

Indicator Modification Form	
Date	March 2010
Project Objective	Increase rail traffic and shipping efficiency
Activity	
Indicator	Increase in Mongolia GDP due to rail improvements
Modification	Deletion of the indicator
Justification	Due to the cancellation of the Rail Project, the indicators related to the Rail Project were deleted and are no longer in MCA-M ITT.

Indicator Modification Form	
Date	March 2010
Project Objective	Increase rail traffic and shipping efficiency
Activity	
Indicator	Freight Turnover
Modification	Deletion of the indicator
Justification	Due to the cancellation of the Rail Project, the indicators related to the Rail Project were deleted and are no longer in MCA-M ITT.

Indicator Modification Form	
Date	March 2010
Project Objective	Increase rail traffic and shipping efficiency
Activity	
Indicator	Mine traffic
Modification	Deletion of the indicator
Justification	Due to the cancellation of the Rail Project, the indicators related to the Rail Project were deleted and are no longer in MCA-M ITT.

Indicator Modification Form	
Date	March 2010
Project Objective	Increase rail traffic and shipping efficiency
Activity	
Indicator	Percent of wagons leased
Modification	Deletion of the indicator
Justification	Due to the cancellation of the Rail Project, the indicators related to the Rail Project were deleted and are no longer in MCA-M ITT.

Indicator Modification Form	
Date	March 2010
Project Objective	Increase rail traffic and shipping efficiency
Activity	
Indicator	Customer satisfaction
Modification	Deletion of the indicator
Justification	Due to the cancellation of the Rail Project, the indicators related to the Rail Project were deleted and are no longer in MCA-M ITT.

Indicator Modification Form	
Date	March 2010
Project Objective	Increase rail traffic and shipping efficiency
Activity	
Indicator	Customer satisfaction
Modification	Deletion of the indicator
Justification	Due to the cancellation of the Rail Project, the indicators related to the Rail Project were deleted and are no longer in MCA-M ITT.



MCA-M M&E Plan

Indicator Modification Form	
Date	March 2010
Project Objective	Increase rail traffic and shipping efficiency
Activity	
Indicator	Railway operating ratio
Modification	Deletion of the indicator
Justification	Due to the cancellation of the Rail Project, the indicators related to the Rail Project were deleted and are no longer in MCA-M ITT.

Indicator Modification Form	
Date	March 2010
Project Objective	Increase rail traffic and shipping efficiency
Activity	
Indicator	Wagon time to destination
Modification	Deletion of the indicator
Justification	Due to the cancellation of the Rail Project, the indicators related to the Rail Project were deleted and are no longer in MCA-M ITT.

Indicator Modification Form	
Date	March 2010
Project Objective	Increase rail traffic and shipping efficiency
Activity	
Indicator	Average locomotive availability (%)
Modification	Deletion of the indicator
Justification	Due to the cancellation of the Rail Project, the indicators related to the Rail Project were deleted and are no longer in MCA-M ITT.

Indicator Modification Form	
Date	March 2010
Project Objective	Increase rail traffic and shipping efficiency
Activity	
Indicator	Average locomotive availability (%)
Modification	Deletion of the indicator
Justification	Due to the cancellation of the Rail Project, the indicators related to the Rail Project were deleted and are no longer in MCA-M ITT.

Indicator Modification Form	
Date	March 2010
Project Objective	Increase rail traffic and shipping efficiency
Activity	
Indicator	Locomotives leased
Modification	Deletion of the indicator
Justification	Due to the cancellation of the Rail Project, the indicators related to the Rail Project were deleted and are no longer in MCA-M ITT.

Indicator Modification Form	
Date	March 2010
Project Objective	Increase rail traffic and shipping efficiency
Activity	
Indicator	Wagons leased
Modification	Deletion of the indicator
Justification	Due to the cancellation of the Rail Project, the indicators related to the Rail Project were deleted and are no longer in MCA-M ITT.

Indicator Modification Form	
Date	March 2010
Project Objective	Increase rail traffic and shipping efficiency
Activity	
Indicator	Maintenance equipment leased



MCA-M M&E Plan

Modification	Deletion of the indicator
Justification	Due to the cancellation of the Rail Project, the indicators related to the Rail Project were deleted and are no longer in MCA-M ITT.

Indicator Modification Form	
Date	March 2010
Project Objective	Increase rail traffic and shipping efficiency
Activity	
Indicator	Signaling and Communications system leased
Modification	Deletion of the indicator
Justification	Due to the cancellation of the Rail Project, the indicators related to the Rail Project were deleted and are no longer in MCA-M ITT.

Indicator Modification Form	
Date	March 2010
Project Objective	Increase rail traffic and shipping efficiency
Activity	
Indicator	Leasing company (LeaseCo) established
Modification	Deletion of the indicator
Justification	Due to the cancellation of the Rail Project, the indicators related to the Rail Project were deleted and are no longer in MCA-M ITT.

Indicator Modification Form	
Date	March 2010
Project Objective	Increase rail traffic and shipping efficiency
Activity	
Indicator	Completion of UBTZ Financial Accounting Report
Modification	Deletion of the indicator
Justification	Due to the cancellation of the Rail Project, the indicators related to the Rail Project were deleted and are no longer in MCA-M ITT.

Indicator Modification Form	
Date	March 2010
Project Objective	Increase rail traffic and shipping efficiency
Activity	
Indicator	Completion of all UBTZ technical training
Modification	Deletion of the indicator
Justification	Due to the cancellation of the Rail Project, the indicators related to the Rail Project were deleted and are no longer in MCA-M ITT.

Indicator Modification Form	
Date	March 2010
Project Objective	Increase rail traffic and shipping efficiency
Activity	
Indicator	Operating company (OpCo) contract signed
Modification	Deletion of the indicator
Justification	Due to the cancellation of the Rail Project, the indicators related to the Rail Project were deleted and are no longer in MCA-M ITT.

Property Rights Project (Privatization of Ger Area Land Plots Activity)

Indicator Modification Form	
Date	March 2010
Project Objective	Increase the capitalization of land assets
Activity	Privatization of Ger Area Land Plots Activity
Indicator	Immovable property value of hashaa plots in UB
Modification	Change in Frequency
Justification	Data collections will be conducted in Year 2 and Year 5 according to new M&E Plan.



MCA-M M&E Plan

Indicator Modification Form	
Date	March 2010
Project Objective	Increase the capitalization of land assets
Activity	Privatization of Ger Area Land Plots Activity
Indicator	Immovable property value of hashaa plots outside UB
Modification	Change in Frequency
Justification	Data collections will be conducted in Year 2 and Year 5 according to new M&E Plan.

Indicator Modification Form	
Date	March 2010
Project Objective	Increased efficiency of land registration
Activity	Privatization of Ger Area Land Plots Activity
Indicator	Time to register land (days)
Modification	Addition of new indicator
Justification	This outcome level indicator has been added to provide a clear achievement on reduced time to register land and reduced bureaucracy of land registration process.

Indicator Modification Form	
Date	March 2010
Project Objective	Increased efficiency of land registration
Activity	Privatization of Ger Area Land Plots Activity
Indicator	Monetary cost to register land (USD)
Modification	Addition of new indicator
Justification	This outcome level indicator has been added to provide a clear achievement on reduced bureaucracy of land registration process in terms of financial cost.

Indicator Modification Form	
Date	March 2010
Project Objective	Increased efficiency of land registration
Activity	Privatization of Ger Area Land Plots Activity
Indicator	Number of Legal and Regulatory Reforms Adopted
Modification	Addition of common indicator
Justification	This is a common indicator and going to be tracked as an outcome indicator.

Indicator Modification Form	
Date	March 2010
Project Objective	Increased land right formalization
Activity	Privatization of Ger Area Land Plots Activity
Indicator	Increased land right formalization
Modification	Replacement of indicator
Justification	This indicator was replaced by the common indicator "Urban parcels formalized" due to the same context and purpose.

Indicator Modification Form	
Date	March 2010
Project Objective	Increased land right formalization
Activity	Privatization of Ger Area Land Plots Activity
Indicator	Number of Legal and Regulatory Framework or Preparatory Studies Completed
Modification	Addition of common indicator
Justification	This is a common indicator and going to be tracked as an output indicator.

Indicator Modification Form	
Date	March 2010
Project Objective	Increased land right formalization
Activity	Privatization of Ger Area Land Plots Activity
Indicator	Stakeholders Trained
Modification	Addition of common indicator



MCA-M M&E Plan

Justification	This is a common indicator and going to be tracked as an output indicator.
---------------	--

Indicator Modification Form	
Date	March 2010
Project Objective	Increased land right formalization
Activity	Privatization of Ger Area Land Plots Activity
Indicator	Number of Stakeholders Reached
Modification	Addition of common indicator
Justification	This is a common indicator and going to be tracked as an output indicator.

Indicator Modification Form	
Date	March 2010
Project Objective	Increased land right formalization
Activity	Privatization of Ger Area Land Plots Activity
Indicator	Buildings Built or Rehabilitated
Modification	Addition of common indicator
Justification	This is a common indicator and going to be tracked as an output indicator.

Indicator Modification Form	
Date	March 2010
Project Objective	Increased land right formalization
Activity	Privatization of Ger Area Land Plots Activity
Indicator	Equipment Purchased
Modification	Addition of common indicator
Justification	This is a common indicator and going to be tracked as an output indicator.

Indicator Modification Form	
Date	March 2010
Project Objective	Increased land right formalization
Activity	Privatization of Ger Area Land Plots Activity
Indicator	Urban parcels mapped
Modification	Addition of common indicator
Justification	This is a common indicator and going to be tracked as an output indicator.

Property Rights Project (Peri-Urban Land Leasing Activity)

Indicator Modification Form	
Date	March 2010
Project Objective	Increased herder household income
Activity	Peri-Urban Land Leasing Activity
Indicator	Income of herder households on long-term lease land
Modification	Change in frequency
Justification	Data collections will be conducted in Year 2 and Year 5 according to new M&E Plan.

Indicator Modification Form	
Date	March 2010
Project Objective	Increased peri-urban herder productivity
Activity	Peri-Urban Land Leasing Activity
Indicator	Herd mortality rate
Modification	Change in target
Justification	The target in Year 5 has been modified from 4.5% to 4.6%, reflecting the updated ERR and delay in project implementation.

Indicator Modification Form	
Date	March 2010
Project Objective	Increased peri-urban herder productivity
Activity	Peri-Urban Land Leasing Activity



MCA-M M&E Plan

Indicator	Liter of milk per cow (semi-intensive)
Modification	Change in target
Justification	The target in Year 5 has been modified from 1,050 to 967, reflecting the updated ERR and delay in project implementation.

Indicator Modification Form	
Date	March 2010
Project Objective	Increased peri-urban herder productivity
Activity	Peri-Urban Land Leasing Activity
Indicator	Kg of mutton per sheep
Modification	Addition of new indicator
Justification	This objective level indicator has been added to provide an achievement on meat (mutton) production in semi-intensive farming.

Indicator Modification Form	
Date	March 2010
Project Objective	Increased peri-urban herder productivity
Activity	Peri-Urban Land Leasing Activity
Indicator	Kg of beef per cattle
Modification	Addition of new indicator
Justification	This objective level indicator has been added to provide an achievement on meat (beef) production in semi-intensive farming.

Indicator Modification Form	
Date	March 2010
Project Objective	Optimize peri-urban rangeland carry capacity and range management
Activity	Peri-Urban Land Leasing Activity
Indicator	Number of herder groups adopting intensive farm management techniques
Modification	Retirement of indicator and addition of three split indicators and target change
Justification	This outcome level indicator has been retired, and three separate indicators, 1) Number of herder groups adopting carrying capacity for intensive farm, 2) Number of herder groups adopting recommended composition of species for intensive farm and 3) Number of herder groups adopting hay making requirement /capacity for intensive farm have been added to provide specifics of the intensive farming adoption achievement. Due to expanded activity, the target in Year 5 has been expended from 40 to 46.

Indicator Modification Form	
Date	March 2010
Project Objective	Optimize peri-urban rangeland carry capacity and range management
Activity	Peri-Urban Land Leasing Activity
Indicator	Number of herder groups adopting semi-intensive farm management techniques
Modification	Retirement of indicator and addition of three split indicators and target change
Justification	This outcome level indicator has been retired, and three separate indicators, 1) Number of herder groups having 62.5 sheep unit livestock per 100 ha (+/- range TBD), 2) Number of herder groups having species with 4.4% (24) horse, 8.8% (48) cattle, 48.6% (264) sheep and 38.1% (207) goat (+/- range TBD) and 3) Number of herder groups having hay stored at beginning of winter season is at least 30 days of dairy herd requirement have been added to provide specifics of the intensive farming adoption achievement. Due to expanded activity, the target in Year 5 has been expended from 260 to 419.

Indicator Modification Form	
Date	March 2010
Project Objective	Optimize peri-urban rangeland carry capacity and range management
Activity	Peri-Urban Land Leasing Activity
Indicator	Decreased land degradation
Modification	Addition of new indicator
Justification	This outcome level indicator has been added to provide an achievement measure on



MCA-M M&E Plan

	decreased land degradation in Peri-Urban project area.
--	--

Indicator Modification Form	
Date	March 2010
Project Objective	Optimize peri-urban rangeland carry capacity and range management
Activity	Peri-Urban Land Leasing Activity
Indicator	Number of Legal and Regulatory Reforms Adopted
Modification	Addition of common indicator
Justification	This is a common indicator and going to be tracked as an outcome indicator.

Indicator Modification Form	
Date	March 2010
Project Objective	Optimize peri-urban rangeland carry capacity and range management
Activity	Peri-Urban Land Leasing Activity
Indicator	Leaseholds awarded
Modification	Change in frequency and target
Justification	Data collections will be conducted in Year 2 and Year 3 according to new M&E Plan. Due to expanded activity, the target in Year 5 has been expanded from 300 to 420.

Indicator Modification Form	
Date	March 2010
Project Objective	Optimize peri-urban rangeland carry capacity and range management
Activity	Peri-Urban Land Leasing Activity
Indicator	Wells drilled on leaseholds
Modification	Change in target
Justification	Due to expanded activity, the target in Year 5 has been expanded from 300 to 420.

Indicator Modification Form	
Date	March 2010
Project Objective	Optimize peri-urban rangeland carry capacity and range management
Activity	Peri-Urban Land Leasing Activity
Indicator	Training to leaseholders – intensive and semi-intensive farming
Modification	Replacement of indicator
Justification	This indicator was replaced by the common indicator “Stakeholders Trained” due to the same context and purpose. The targets for the project years have been determined.

Indicator Modification Form	
Date	March 2010
Project Objective	Optimize peri-urban rangeland carry capacity and range management
Activity	Peri-Urban Land Leasing Activity
Indicator	Training to local officials
Modification	Retirement and replacement of indicator
Justification	This indicator was replaced by the common indicator “Stakeholders Trained” due to the same context and purpose. The previous target for the indicator was added to common indicator target.

Indicator Modification Form	
Date	March 2010
Project Objective	Optimize peri-urban rangeland carry capacity and range management
Activity	Peri-Urban Land Leasing Activity
Indicator	Number of Legal and Regulatory Framework or Preparatory Studies Completed
Modification	Addition of common indicator
Justification	This is a common indicator and going to be tracked as an output indicator.

Indicator Modification Form	
Date	March 2010
Project Objective	Optimize peri-urban rangeland carry capacity and range management
Activity	Peri-Urban Land Leasing Activity



MCA-M M&E Plan

Indicator	Number of Stakeholders Reached
Modification	Addition of common indicator
Justification	This is a common indicator and going to be tracked as an output indicator.

Indicator Modification Form	
Date	March 2010
Project Objective	Optimize peri-urban rangeland carry capacity and range management
Activity	Peri-Urban Land Leasing Activity
Indicator	Rural Hectares (Ha) mapped
Modification	Addition of common indicator
Justification	This is a common indicator and going to be tracked as an output indicator.

Indicator Modification Form	
Date	March 2010
Project Objective	Optimize peri-urban rangeland carry capacity and range management
Activity	Peri-Urban Land Leasing Activity
Indicator	Rural Hectares (Ha) formalized
Modification	Addition of common indicator
Justification	This is a common indicator and going to be tracked as an output indicator.

Indicator Modification Form	
Date	March 2010
Project Objective	Optimize peri-urban rangeland carry capacity and range management
Activity	Peri-Urban Land Leasing Activity
Indicator	Repayment Rate by the leaseholder
Modification	Addition of new indicator
Justification	This outcome level indicator has been added to monitor the repayment rate by the leaseholders of Peri-Urban project.

TVET Project

Indicator Modification Form	
Date	March 2010
Project Objective	Increased income
Activity	
Indicator	Annual salary
Modification	Change in frequency and target
Justification	Data collections will be conducted in Year 2 and Year 5 according to new M&E Plan. In addition, due to expanded activity, the target in Year 5 has been extended from 1299 to 1336.

Indicator Modification Form	
Date	March 2010
Project Objective	Increased employment
Activity	
Indicator	Rate of employment
Modification	Change in frequency and target
Justification	Data collections will be conducted in Year 2 and Year 5 according to new M&E Plan. In addition, due to expanded activity, the target in Year 5 has been extended from 73% to 75%.

Indicator Modification Form	
Date	March 2010
Project Objective	Improved quality and relevancy of TVET system
Activity	
Indicator	Non-governmental funding for vocational education
Modification	Change in target
Justification	Due to expanded activity, the target in Year 5 has been extended from +12% to 16%.



MCA-M M&E Plan

Indicator Modification Form	
Date	March 2010
Project Objective	Improved quality and relevancy of TVET system
Activity	
Indicator	Legal, financial, and / or policy reforms adopted
Modification	Addition of common indicator
Justification	This is a common indicator and going to be tracked as an outcome indicator.

Indicator Modification Form	
Date	March 2010
Project Objective	Improved quality and relevancy of TVET system
Activity	
Indicator	Number of students participating in MCC-supported education activities
Modification	Addition of common indicator
Justification	This is a common indicator and going to be tracked as an outcome indicator.

Indicator Modification Form	
Date	March 2010
Project Objective	Improved quality and relevancy of TVET system
Activity	
Indicator	Number of instructors trained or certified through MCC-supported activities
Modification	Addition of common indicator
Justification	This is a common indicator and going to be tracked as an outcome indicator.

Indicator Modification Form	
Date	March 2010
Project Objective	Improved quality and relevancy of TVET system
Activity	
Indicator	Educational facilities constructed / rehabilitated and / or equipped through MCC-supported activities
Modification	Addition of common indicator
Justification	This is a common indicator and going to be tracked as an outcome indicator.

Indicator Modification Form	
Date	March 2010
Project Objective	Improved quality and relevancy of TVET system
Activity	
Indicator	Number of practical training sites upgraded
Modification	Addition of new indicator
Justification	As an expansion of the TVET project, activity related to improvement and upgrading of the practical training sites was added. Therefore, this output level indicator has been added to monitor a number of practical training sites that receive upgrades by TVET project.

Indicator Modification Form	
Date	March 2010
Project Objective	Improved quality and relevancy of TVET system
Activity	
Indicator	Number of PPP agreements established
Modification	Addition of new indicator
Justification	In order to track result of the PPP activities, this output level indicator has been added.

Indicator Modification Form	
Date	March 2010
Project Objective	Improved quality and relevancy of TVET system
Activity	
Indicator	Increased public awareness and perception of TVET benefits



MCA-M M&E Plan

Modification	Addition of new indicator
Justification	One of the substantial interventions that is planned to be implemented by the TVET project is public outreach among TVET stakeholders and beneficiaries to raise the perception of the TVET sector. Therefore, this output level indicator has been added to monitor a number of PPP agreements established.

Indicator Modification Form	
Date	March 2010
Project Objective	Improved quality and relevancy of TVET system
Activity	
Indicator	Value of signed contracts (\$US) for MCC-supported educational facility construction / rehabilitation and/or equipping
Modification	Addition of common indicator
Justification	This is a common indicator and going to be tracked as an output indicator.

Indicator Modification Form	
Date	March 2010
Project Objective	Improved quality and relevancy of TVET system
Activity	
Indicator	Percent of contracted construction / rehabilitation / equipping works disbursed
Modification	Addition of common indicator
Justification	This is a common indicator and going to be tracked as an output indicator.

Health Project

Indicator Modification Form	
Date	March 2010
Project Objective	Reduced risk of premature death and disability from NCDIs
Activity	NCDI prevention activity
Indicator	Prevalence of high salt intake
Modification	Addition of new indicator
Justification	This objective level indicator has been added in order to evaluate performance of activities targeting NCDI primary risk factors.

Indicator Modification Form	
Date	March 2010
Project Objective	Reduced risk of premature death and disability from NCDIs
Activity	NCDI prevention activity
Indicator	Prevalence of high blood sugar
Modification	Addition of new indicator
Justification	This objective level indicator has been added in order to evaluate performance of activities targeting NCDI primary risk factors.

Indicator Modification Form	
Date	March 2010
Project Objective	Reduced risk of premature death and disability from NCDIs
Activity	NCDI prevention activity
Indicator	Diabetes and hypertension controlled
Modification	Retirement of indicator and addition of several split indicators
Justification	This objective level indicator has been divided into following several indicators in order to clear distinguish specific targets and activities: <ol style="list-style-type: none"> 1. Prevalence of hypertension 2. Treatment of diabetes 3. Treatment of hypertension

Indicator Modification Form	
Date	March 2010
Project Objective	Reduced risk of premature death and disability from NCDIs
Activity	NCDI prevention activity
Indicator	National exposure to nicotine through smoking and second hand smoke



MCA-M M&E Plan

Modification	Addition of new indicator
Justification	This objective level indicator has been added in order to evaluate performance of activities targeting NCDI primary risk factors

Indicator Modification Form	
Date	March 2010
Project Objective	Reduced risk of premature death and disability from NCDIs
Activity	NCDI case management activity
Indicator	Outcomes for stroke and heart attack (in targeted hospitals)
Modification	Addition of new indicator
Justification	This objective level indicator has been added in relation to expansion of health project

Indicator Modification Form	
Date	March 2010
Project Objective	Reduced risk of premature death and disability from NCDIs
Activity	NCDI prevention activity
Indicator	Cervical cancer prevention
Modification	Retirement of indicator
Justification	This objective level indicator has been removed

Indicator Modification Form	
Date	March 2010
Project Objective	Reduced risk of premature death and disability from NCDIs
Activity	NCDI prevention/early detection/case management
Indicator	Productive years of workforce
Modification	Addition of new indicator
Justification	This objective level indicator has been added in order evaluate overall project performance

Indicator Modification Form	
Date	March 2010
Project Objective	Reduced risk of premature death and disability from NCDIs
Activity	NCDI prevention
Indicator	Mortality due to road traffic injuries
Modification	Addition of new indicator
Justification	This objective level indicator has been added in order evaluate project performance on traffic related injury prevention

Indicator Modification Form	
Date	March 2010
Project Objective	Reduced risk of premature death and disability from NCDIs
Activity	NCDI capacity building
Indicator	Budget for NCD
Modification	Addition of new indicator
Justification	This outcome level indicator has been added in order evaluate achievements on NCDI prevention and project implication in policy making level

Indicator Modification Form	
Date	March 2010
Project Objective	Reduced risk of premature death and disability from NCDIs
Activity	NCDI capacity building
Indicator	Local government units engaged in NCDI
Modification	Addition of new indicator
Justification	This outcome level indicator has been added in order to show project performance on community involvement on NCDI prevention issues

Indicator Modification Form	
Date	March 2010
Project Objective	Reduced risk of premature death and disability from NCDIs



MCA-M M&E Plan

Activity	NCDI early detection
Indicator	Percent of cancer cases diagnosed in early stage
Modification	Change in indicator title
Justification	The title of this outcome level indicator has been changed to “early detection of cervical cancer”

Indicator Modification Form	
Date	March 2010
Project Objective	Reduced risk of premature death and disability from NCDIs
Activity	NCDI early detection
Indicator	Percent of those with known diagnosis of hypertension/diabetes out of all actual cases in adult population
Modification	Change in title and separation in to two indicators
Justification	The title of this outcome level indicator has been changed and the indicator divided in to two indicators: <ol style="list-style-type: none"> 1. Treatment of diabetes 2. Treatment of hypertention

Indicator Modification Form	
Date	March 2010
Project Objective	Reduced risk of premature death and disability from NCDIs
Activity	NCDI early detection
Indicator	Screened for breast and cervical cancer
Modification	Change in title and definition
Justification	The title of this outcome level indicator has been changed to “early detection of cervical cancer”; defined as “Percent of Mongolian women aged 30 – 60 who have ever been examined through VIA or Pap for cervical cancer”

Indicator Modification Form	
Date	March 2010
Project Objective	Reduced risk of premature death and disability from NCDIs
Activity	NCDI early detection/case management
Indicator	Counseling for diabetes and hypertension
Modification	Change in title, separation in to two indicators and target extension
Justification	The title of this outcome level indicator has been changed and the indicator divided in to two indicators: <ol style="list-style-type: none"> 1. Sound services on NCD (PHC facilities) 2. Sound services on NCD (workplace) Targets extended from counseling for diabetes/hypertension to the NCDI service package

Indicator Modification Form	
Date	March 2010
Project Objective	Reduced risk of premature death and disability from NCDIs
Activity	NCDI prevention
Indicator	NCD prevention at schools
Modification	Addition of new indicator
Justification	This outcome level indicator has been added in order to show project performance on IEC/BCC activities

Indicator Modification Form	
Date	March 2010
Project Objective	Reduced risk of premature death and disability from NCDIs
Activity	NCDI prevention
Indicator	Awareness of working population related to NCD prevention
Modification	Addition of new indicator
Justification	This outcome level indicator has been added in order to show project performance on IEC/BCC activities



MCA-M M&E Plan

Indicator Modification Form	
Date	March 2010
Project Objective	Reduced risk of premature death and disability from NCDs
Activity	NCDI capacity building
Indicator	Capacity of health staff
Modification	Addition of new indicator
Justification	This output level indicator has been added in order to show project achievements on training/capacity building activities

Indicator Modification Form	
Date	March 2010
Project Objective	Reduced risk of premature death and disability from NCDs
Activity	NCDI case management
Indicator	Availability of specialized care after stroke and MI in UB
Modification	Addition of new indicator
Justification	This output level indicator has been added in relation with the expansion of health project (stroke/MI component)

Indicator Modification Form	
Date	March 2010
Project Objective	Reduced risk of premature death and disability from NCDs
Activity	NCDI capacity building
Indicator	Civil society mobilization
Modification	Addition of new indicator
Justification	This output level indicator has been added in order to evaluate achievements in community mobilization, inter-sectoral cooperation and competitive small grants program

Indicator Modification Form	
Date	May 2010
Project Objective	Reduced risk of premature death and disability from NCDs
Activity	NCDI early detection
Indicator	Early detection of cervical cancer
Modification	Change in definition
Justification	The definition of this outcome level indicator has been changed to "Percent of Mongolian women aged 30 – 39 who have ever been examined through PAP for cervical cancer". These changes occurred due to changes in cervical cancer screening strategy



III. Summary of Indicator and Target Changes (2011 Revision)

Property Rights Project (Privatization of Ger Area Land Plots Activity)

Change in frequency;

Indicator Modification Form	
Date	December 2011
Project Objective	Increase the capitalization of land assets
Activity	Privatization of Ger Area Land Plots Activity
Indicator	Immovable property value of hashaa plots in UB
Modification	Change in Frequency
Justification	Data collections will be conducted in Year 4 and Year 5 according to new M&E Plan.

Indicator Modification Form	
Date	December 2011
Project Objective	Increase the capitalization of land assets
Activity	Privatization of Ger Area Land Plots Activity
Indicator	Immovable property value of hashaa plots outside UB
Modification	Change in Frequency
Justification	Data collections will be conducted in Year 4 and Year 5 according to new M&E Plan.

Change in data source/responsibility entity;

Indicator Modification Form	
Date	December 2011
Project Objective	Increase the capitalization of land assets
Activity	Privatization of Ger Area Land Plots Activity
Indicator	Households accessing bank credit
Modification	Change in data source/responsibility entity
Justification	Due to unreliable data source, data source has been replaced by Special Hashaa Plot Survey.

Replacement of indicator;

Indicator Modification Form	
Date	December 2011
Project Objective	Increased efficiency of land registration
Activity	Privatization of Ger Area Land Plots Activity
Indicator	Time to register land (days)
Modification	Replacement of indicator
Justification	This indicator has been replaced by new common indicator "Time for property transactions" and going to be tracked as an outcome indicator. Data source will be Urban Registry System Process Study. Data collection frequency will be year 3 and 5.

Indicator Modification Form	
Date	December 2011
Project Objective	Increased efficiency of land registration
Activity	Privatization of Ger Area Land Plots Activity
Indicator	Monetary cost to register land
Modification	Replacement of indicator
Justification	This indicator has been replaced by new common indicator "Cost for property transactions" and going to be tracked as an outcome indicator. Data source will be Urban Registry System Process Study. Data collection frequency will be year 3 and 5.

Indicator Modification Form	
Date	December 2011
Project Objective	Increased land right formalization



MCA-M M&E Plan

Activity	Privatization of Ger Area Land Plots Activity
Indicator	Urban parcels formalized
Modification	Replacement of indicator
Justification	This indicator has been replaced by the common indicator "Household land rights formalized" and going to be tracked as an output indicator.. Data source will be PIU and GASR. Frequency in data collection will be quarterly, starting year 4.

Indicator Modification Form	
Date	December 2011
Project Objective	Increased land right formalization
Activity	Privatization of Ger Area Land Plots Activity
Indicator	Number of stakeholders reached
Modification	Replacement of indicator
Justification	This output level indicator is no longer common indicator and has been replaced by "Number of household reached" with new target, due to reconnaissance work of hashaa registration and privatization activity. Data source will be PIU and its contractor. Frequency of data will be quarterly.

Indicator Modification Form	
Date	December 2011
Project Objective	Increased land right formalization
Activity	Privatization of Ger Area Land Plots Activity
Indicator	Buildings built or rehabilitated
Modification	Replacement of indicator
Justification	This indicator has been replaced by "Land administration offices established or upgraded" and going to be tracked as a common output indicator.

Indicator Modification Form	
Date	December 2011
Project Objective	Increased land right formalization
Activity	Privatization of Ger Area Land Plots Activity
Indicator	Parcels corrected and incorporated in land system
Modification	Replacement of indicator
Justification	This is common new indicator and to be tracked as an output indicator.

Addition of new indicator;

Indicator Modification Form	
Date	December 2011
Project Objective	Increased efficiency of land registration
Activity	Privatization of Ger Area Land Plots Activity
Indicator	Number of property transactions
Modification	Addition of new indicator
Justification	This outcome level indicator has been added to provide changes in total number of property transactions in formal system at GASR according to PIU activity in registration office. Data source will be GASR and frequency of data collection is annually.

Indicator Modification Form	
Date	December 2011
Project Objective	Increased efficiency of land registration
Activity	Privatization of Ger Area Land Plots Activity
Indicator	Number of mortgage transactions
Modification	Addition of new indicator
Justification	This outcome level indicator has been added to provide changes in total number of mortgage transactions in formal system at GASR according to PIU activity in registration office. Data source will be GASR and frequency of data collection is annually.

Indicator Modification Form	
-----------------------------	--



MCA-M M&E Plan

Date	December 2011
Project Objective	Increased land right formalization
Activity	Privatization of Ger Area Land Plots Activity
Indicator	Conflicts successfully mediated
Modification	Addition of new common indicator
Justification	This is a common indicator and going to be tracked as an output indicator. Data source will be Capital and Administrative Courts, PIU and land offices. Frequency of data will be half-yearly. No target will be set.

Change in target:

Indicator Modification Form	
Date	December 2011
Project Objective	Increased land right formalization
Activity	Privatization of Ger area Land Plots Activity
Indicator	Household land right formalized
Modification	Change in target
Justification	The target in Year 3 has been modified from 30,000 to 0, in Year 4 from 60,000 to 38,172 and in Year 5 from 75,000 to 53,000, reflecting the updated plan and delay in project implementation.

Indicator Modification Form	
Date	December 2011
Project Objective	Increased land right formalization
Activity	Privatization of Ger area Land Plots Activity
Indicator	Parcels corrected or incorporated in land system
Modification	Change in target
Justification	The target in Year 3 has been modified from 30,000 to 0, in Year 4 from 60,000 to 38,172 and in Year 5 from 75,000 to 53,000, reflecting the updated plan and delay in project implementation.

Peri-Urban Project

Indicator Modification Form	
Date	December 2011
Project Objective	Increased herder household income
Activity	
Indicator	Net earned income of herder households in Darkhan, Erdenet and UB
Modification	Change in name, definition, frequency and targets
Justification	Based on ERR model revision, this indicator was divided into two different indicators in terms of the areas

Indicator Modification Form	
Date	December 2011
Project Objective	Increased herder household income
Activity	
Indicator	Net earned income of herder households in Choibalsan and Kharkhorin
Modification	Addition of new indicator
Justification	The changes are based on ERR model revision

Indicator Modification Form	
Date	December 2011
Project Objective	Increased peri-urban herder productivity
Activity	
Indicator	Percent reduction in mortality rate of cattle in treatment versus comparison/control group, intensive farms
Modification	Change in name, definition, data source, frequency and targets
Justification	Based on ERR model revision, this indicator was fragmented into 3 indicators.

Indicator Modification Form	
-----------------------------	--



MCA-M M&E Plan

Date	December 2011
Project Objective	Increased peri-urban herder productivity
Activity	
Indicator	Percent reduction in mortality rate of cattle in treatment versus comparison/control group, semi-intensive farms
Modification	Change in name, definition, data source, frequency and targets
Justification	Based on ERR model revision, this indicator was fragmented into 3 indicators.

Indicator Modification Form	
Date	December 2011
Project Objective	Increased peri-urban herder productivity
Activity	
Indicator	Percent reduction in mortality rate of sheep in treatment versus comparison/control group, semi-intensive farms
Modification	Change in name, definition, data source, frequency and targets
Justification	Based on ERR model revision, this indicator was fragmented into 3 indicators.

Indicator Modification Form	
Date	December 2011
Project Objective	Increased peri-urban herder productivity
Activity	
Indicator	Liters of milk per cow, intensive farms
Modification	Change in name, definition, data source, frequency and targets
Justification	The changes are based on ERR model revision

Indicator Modification Form	
Date	December 2011
Project Objective	Increased peri-urban herder productivity
Activity	
Indicator	Kg of mutton per sheep
Modification	Deletion of indicator
Justification	This change was based on ERR model revision

Indicator Modification Form	
Date	December 2011
Project Objective	Increased peri-urban herder productivity
Activity	
Indicator	Kg of beef per cow
Modification	Deletion of indicator
Justification	This change was based on ERR model revision

Indicator Modification Form	
Date	December 2011
Project Objective	Increased peri-urban herder productivity
Activity	
Indicator	Liters of milk per cow, semi-intensive farms
Modification	Change in name, definition, data source, frequency and targets
Justification	The changes are based on ERR model revision

Indicator Modification Form	
Date	December 2011
Project Objective	
Activity	Optimize peri-urban rangeland carry capacity and range management
Indicator	Number of herder groups limiting their livestock population to the carrying capacity of their leases on intensive farms
Modification	Change in name, definition, data source
Justification	This change was based on ERR model revision

Indicator Modification Form	
-----------------------------	--



MCA-M M&E Plan

Date	December 2011
Project Objective	
Activity	Optimize peri-urban rangeland carry capacity and range management
Indicator	Number of herder groups adopting recommended composition of species for intensive farms
Modification	Deletion of indicator
Justification	This change was based on ERR model revision

Indicator Modification Form	
Date	December 2011
Project Objective	
Activity	Optimize peri-urban rangeland carry capacity and range management
Indicator	Number of herder groups adopting recommended composition of species for intensive farms
Modification	Deletion of indicator
Justification	This change was based on ERR model revision

Indicator Modification Form	
Date	December 2011
Project Objective	
Activity	Optimize peri-urban rangeland carry capacity and range management
Indicator	Number of herder groups adopting hay making requirement/capacity for intensive farms
Modification	Change in definition, data source and frequency
Justification	This change was based on ERR model revision

Indicator Modification Form	
Date	December 2011
Project Objective	
Activity	Optimize peri-urban rangeland carry capacity and range management
Indicator	Number of herder groups limiting their livestock population to the carrying capacity of their leases on semi-intensive farms
Modification	Change in name, definition, data source and frequency
Justification	This change was based on ERR model revision

Indicator Modification Form	
Date	December 2011
Project Objective	
Activity	Optimize peri-urban rangeland carry capacity and range management
Indicator	Number of herder groups limiting their livestock population to the carrying capacity of their leases on semi-intensive farms
Modification	Change in name, definition, data source and frequency
Justification	This change was based on ERR model revision

Indicator Modification Form	
Date	December 2011
Project Objective	
Activity	Optimize peri-urban rangeland carry capacity and range management
Indicator	Number of herder groups adopting recommended composition of species for semi-intensive farms
Modification	Deletion of indicator
Justification	This change was based on ERR model revision

Indicator Modification Form	
Date	December 2011
Project Objective	
Activity	Optimize peri-urban rangeland carry capacity and range management
Indicator	Number of herder groups adopting hay making requirements/capacity for semi-intensive farms



MCA-M M&E Plan

Modification	Change in name, definition, data source and frequency
Justification	This change was based on ERR model revision

Indicator Modification Form	
Date	December 2011
Project Objective	
Activity	Optimize peri-urban rangeland carry capacity and range management
Indicator	Decreased land degradation
Modification	Change in name, definition, data source and frequency
Justification	Based on ERR model revision, this indicator was divided into 2 indicators

Indicator Modification Form	
Date	December 2011
Project Objective	
Activity	Optimize peri-urban rangeland carry capacity and range management
Indicator	Management effect, summer standing biomass
Modification	Addition of indicator
Justification	Based on ERR model revision, the land degradation indicator was divided into 2 indicators

Indicator Modification Form	
Date	December 2011
Project Objective	
Activity	Optimize peri-urban rangeland carry capacity and range management
Indicator	Management effect, winter standing biomass
Modification	Addition of indicator
Justification	Based on ERR model revision, the land degradation indicator was divided into 2 indicators

Indicator Modification Form	
Date	December 2011
Project Objective	
Activity	Optimize peri-urban rangeland carry capacity and range management
Indicator	Weight gain (cattle)
Modification	Addition of indicator
Justification	Based on ERR model revision, this indicator was divided into 2 indicators

Indicator Modification Form	
Date	December 2011
Project Objective	
Activity	Optimize peri-urban rangeland carry capacity and range management
Indicator	Weight gain (sheep)
Modification	Addition of indicator
Justification	Based on ERR model revision, this indicator was divided into 2 indicators

Indicator Modification Form	
Date	December 2011
Project Objective	
Activity	Optimize peri-urban rangeland carry capacity and range management
Indicator	Number of Legal and Regulatory Reforms Adopted
Modification	Change of indicator category
Justification	Based on ERR model revision, this indicator was taken from Outcome to Output category

Indicator Modification Form	
Date	December 2011
Project Objective	
Activity	Outputs
Indicator	Leaseholds awarded



MCA-M M&E Plan

Modification	Change in frequency
Justification	This change was based on ERR model revision

Indicator Modification Form	
Date	December 2011
Project Objective	
Activity	Outputs
Indicator	Leaseholds awarded (female)
Modification	Addition of indicator
Justification	This change was based on MCC-ESA suggestion

Indicator Modification Form	
Date	December 2011
Project Objective	
Activity	Outputs
Indicator	Household land rights formalized
Modification	Addition of indicator
Justification	This indicator was a common indicator added in accordance to MCC common indicator requirements.

Indicator Modification Form	
Date	December 2011
Project Objective	
Activity	Outputs
Indicator	Wells completed
Modification	Change in name, definition, frequency and targets
Justification	This change was based on ERR model revision

Indicator Modification Form	
Date	December 2011
Project Objective	
Activity	Outputs
Indicator	Stakeholders trained (female)
Modification	Addition of indicator
Justification	This change was based on MCC-ESA suggestion

Indicator Modification Form	
Date	December 2011
Project Objective	
Activity	Outputs
Indicator	Number of Legal and Regulatory Framework or Preparatory Studies Completed
Modification	Deletion of indicator
Justification	This change was based on ERR model revision

Indicator Modification Form	
Date	December 2011
Project Objective	
Activity	Outputs
Indicator	Conflicts successfully mediated
Modification	Addition of indicator
Justification	This indicator was a common indicator added in accordance to MCC common indicator requirements.

Indicator Modification Form	
Date	December 2011
Project Objective	
Activity	Outputs
Indicator	Number of stakeholders reached
Modification	Deletion of indicator



MCA-M M&E Plan

Justification	This change was based on ERR model revision
---------------	---

Indicator Modification Form	
Date	December 2011
Project Objective	
Activity	Outputs
Indicator	Rural hectares (Ha) mapped
Modification	Deletion of indicator
Justification	This change was based on ERR model revision

Indicator Modification Form	
Date	December 2011
Project Objective	
Activity	Outputs
Indicator	Rural hectares (Ha) formalized
Modification	Deletion of indicator
Justification	This change was based on ERR model revision

Indicator Modification Form	
Date	December 2011
Project Objective	
Activity	Outputs
Indicator	Repayment rate by the leaseholders (Female)
Modification	Addition of indicator
Justification	This change was based on MCC-ESA suggestion

Indicator Modification Form	
Date	December 2011
Project Objective	
Activity	Process Milestones
Indicator	Legal and regulatory commission report prepared
Modification	Change of name, definition and target
Justification	This change was based on ERR model revision

Indicator Modification Form	
Date	December 2011
Project Objective	
Activity	Process Milestones
Indicator	Final GIS database and maps prepared (Ulaanbaatar, Darkhan, and Erdenet)
Modification	Change of name, frequency and target
Justification	This indicator was changed according to ERR revision and placed above a relevant indicator

Indicator Modification Form	
Date	December 2011
Project Objective	
Activity	Process Milestones
Indicator	Applications to lease land submitted by herder groups (UB, Darkhan and Erdenet)
Modification	Change of name
Justification	This indicator was changed according to ERR revision

Indicator Modification Form	
Date	December 2011
Project Objective	
Activity	Process Milestones
Indicator	Applications to lease land submitted by herder groups (Choibalsan and Kharkhorin)
Modification	Change of name
Justification	This indicator was changed according to ERR revision



MCA-M M&E Plan

Indicator Modification Form	
Date	December 2011
Project Objective	
Activity	Process Milestones
Indicator	Selection of herder groups to receive land leases, and lease signing (Ulaanbaatar, Darkhan and Erdenet)
Modification	Change of name
Justification	This indicator was changed according to ERR revision

Indicator Modification Form	
Date	December 2011
Project Objective	
Activity	Process Milestones
Indicator	Selection of herder groups to receive land leases, and lease signing (Choibalsan and Kharkhorin)
Modification	Change of name and target
Justification	This indicator was changed according to ERR revision

Indicator Modification Form	
Date	December 2011
Project Objective	
Activity	Process Milestones
Indicator	Training carried out
Modification	Change of name
Justification	This indicator was changed according to ERR revision

Indicator Modification Form	
Date	December 2011
Project Objective	
Activity	Process Milestones
Indicator	Materials for fencing and animal shelters provided (Ulaanbaatar, Darkhan and Erdenet)
Modification	Change of name
Justification	This indicator was changed according to ERR revision

Indicator Modification Form	
Date	December 2011
Project Objective	
Activity	Process Milestones
Indicator	Materials for fencing and animal shelters provided (Choibalsan and Kharkhorin)
Modification	Change of name
Justification	This indicator was changed according to ERR revision

TVET Project

Indicator Modification Form	
Date	December 2011
Project Objective	Improved quality and relevancy of TVET system
Activity	
Indicator	Graduates in MCC-supported education activities
Modification	Change of name for common indicator
Justification	It is changed in accordance to the MCC common indicator requirements.

Indicator Modification Form	
Date	December 2011
Project Objective	Improved quality and relevancy of TVET system
Activity	
Indicator	Students participating in MCC-supported education activities
Modification	Change of name for common indicator



MCA-M M&E Plan

Justification	It is changed in accordance to the MCC common indicator requirements.
---------------	---

Indicator Modification Form	
Date	December 2011
Project Objective	Improved quality and relevancy of TVET system
Activity	
Indicator	Educational facilities constructed or rehabilitated
Modification	Change of name and indicator level for common indicator
Justification	It is changed in accordance to the MCC common indicator requirements.

Indicator Modification Form	
Date	December 2011
Project Objective	Improved quality and relevancy of TVET system
Activity	
Indicator	Employed graduates of MCC-supported educational activities
Modification	Addition of new common indicator
Justification	It is changed in accordance to the MCC common indicator requirements.

Indicator Modification Form	
Date	December 2011
Project Objective	Improved quality and relevancy of TVET system
Activity	
Indicator	Instructors trained
Modification	Change of name and indicator level for common indicator
Justification	It is changed in accordance to the MCC common indicator requirements.

Indicator Modification Form	
Date	December 2011
Project Objective	Improved quality and relevancy of TVET system
Activity	
Indicator	Legal, financial and/or policy reforms adopted
Modification	Change of indicator level for common indicator and targets set.
Justification	It is changed in accordance to the MCC common indicator requirements.

Indicator Modification Form	
Date	December 2011
Project Objective	Improved quality and relevancy of TVET system
Activity	
Indicator	Number of practical training sites fully upgraded
Modification	Change of target
Justification	Targets are set in accordance to the project activities.

Indicator Modification Form	
Date	December 2011
Project Objective	Improved quality and relevancy of TVET system
Activity	
Indicator	Number of PPP agreements established
Modification	Setting of targets
Justification	Targets are set in accordance to the project activities.

Indicator Modification Form	
Date	December 2011
Project Objective	Improved quality and relevancy of TVET system
Activity	
Indicator	Increased public awareness of TVET benefits
Modification	Replaced by 5 different indicators
Justification	Based on the Public Perceptions Survey results, this indicator was replaced by 5 different indicators.



MCA-M M&E Plan

Indicator Modification Form	
Date	December 2011
Project Objective	Improved quality and relevancy of TVET system
Activity	
Indicator	Change in proportion of families by income statements: High income/Mid income/Low income
Modification	Addition of indicator and setting of targets
Justification	Based on the Public Perceptions Survey, it is added and targets are set.

Indicator Modification Form	
Date	December 2011
Project Objective	Improved quality and relevancy of TVET system
Activity	
Indicator	Increased public awareness of TVET
Modification	Addition of indicator and setting of targets
Justification	Based on the Public Perceptions Survey, it is added and targets are set.

Indicator Modification Form	
Date	December 2011
Project Objective	Improved quality and relevancy of TVET system
Activity	
Indicator	Knowledge of local TVET providers
Modification	Addition of indicator and setting of targets
Justification	Based on the Public Perceptions Survey, it is added and targets are set.

Indicator Modification Form	
Date	December 2011
Project Objective	Improved quality and relevancy of TVET system
Activity	
Indicator	TVET quality assessment
Modification	Addition of indicator and setting of targets
Justification	Based on the Public Perceptions Survey, it is added and targets are set.

Indicator Modification Form	
Date	December 2011
Project Objective	Improved quality and relevancy of TVET system
Activity	
Indicator	Expression of interest in TVET
Modification	Addition of indicator and setting of targets
Justification	Based on the Public Perceptions Survey, it is added and targets are set.

Indicator Modification Form	
Date	December 2011
Project Objective	Improved quality and relevancy of TVET system
Activity	
Indicator	Value of educational facility construction, rehabilitation, and/or equipping contracts signed
Modification	Change of name and indicator level for common indicator
Justification	It is changed in accordance to the MCC common indicator requirements.

Indicator Modification Form	
Date	December 2011
Project Objective	Improved quality and relevancy of TVET system
Activity	
Indicator	Value of educational facility construction, rehabilitation, and/or equipping contracts disbursed
Modification	Change of name and indicator level for common indicator
Justification	It is changed in accordance to the MCC common indicator requirements.



Health Project

Indicator Modification Form	
Date	December 2011
Project Objective	Reduced risk of premature death and disability from NCDIs
Activity	NCDI prevention activity
Indicator	Prevalence of high salt intake
Modification	Change of the name and definition
Justification	The name has been changed to "Prevalence of reduced sodium intake" In the definition the age group changed to 25-64 years old according to target population included in survey.

Indicator Modification Form	
Date	December 2011
Project Objective	Reduced risk of premature death and disability from NCDIs
Activity	NCDI prevention activity
Indicator	Prevalence of high blood sugar
Modification	Changed frequency and target population age
Justification	The data from the evaluation survey will be obtained in December 2013. Target population age is 40-64 according to newly approved screening strategy

Indicator Modification Form	
Date	December 2011
Project Objective	Reduced risk of premature death and disability from NCDIs
Activity	NCDI prevention activity
Indicator	Prevalence of hypertension
Modification	Changed frequency and target population age
Justification	The data from the evaluation survey will be obtained in December 2013. Target population age is 40-64 according to newly approved screening strategy

Indicator Modification Form	
Date	December 2011
Project Objective	Reduced risk of premature death and disability from NCDIs
Activity	NCDI prevention activity
Indicator	National exposure to nicotine through smoking and second hand smoke
Modification	Changed name of indicator and frequency
Justification	The indicator is named as "Exposure to second-hand smoke". The data from the evaluation survey will be obtained in December 2013.

Indicator Modification Form	
Date	December 2011
Project Objective	Reduced risk of premature death and disability from NCDIs
Activity	NCDI prevention activity
Indicator	Treatment of diabetes
Modification	Replacement of indicator
Justification	The indicator is has been replaced by new objective level indicator "Screening for diabetes". The data will be obtained from the Department of Health through official reporting channels using newly introduced screening reporting forms

Indicator Modification Form	
Date	December 2011
Project Objective	Reduced risk of premature death and disability from NCDIs
Activity	NCDI prevention activity
Indicator	Treatment of hypertension
Modification	Replacement of indicator
Justification	The indicator is has been replaced by new objective level indicator "Screening for hypertension". The data will be obtained from the Department of Health through official reporting channels using newly introduced screening reporting forms



MCA-M M&E Plan

Indicator Modification Form	
Date	December 2011
Project Objective	Reduced risk of premature death and disability from NCDIs
Activity	NCDI prevention
Indicator	Prevention of cervical cancer through HPV vaccination
Modification	Addition of new indicator
Justification	This outcome level indicator has been added in order to performance of evaluate HPV vaccination program

Indicator Modification Form	
Date	December 2011
Project Objective	Reduced risk of premature death and disability from NCDIs
Activity	NCDI prevention/early detection/case management
Indicator	Productive years of workforce
Modification	Changed frequency
Justification	The baseline data will be obtained in 2012 and will reported annually

Indicator Modification Form	
Date	December 2011
Project Objective	Reduced risk of premature death and disability from NCDIs
Activity	NCDI prevention
Indicator	Mortality due to road traffic injuries
Modification	Replacement of indicator
Justification	This objective level indicator has been replaced by new indicator "Traffic accident reduction". Data will be obtained from evaluation "black spot survey"

Indicator Modification Form	
Date	December 2011
Project Objective	Reduced risk of premature death and disability from NCDIs
Activity	NCDI prevention
Indicator	High risk for NCDs
Modification	Addition of new indicator
Justification	This objective level indicator has been added in order to evaluate performance of IEC/BCC component

Indicator Modification Form	
Date	December 2011
Project Objective	Reduced risk of premature death and disability from NCDIs
Activity	NCDI capacity building
Indicator	Budget for NCD
Modification	Changed name and target
Justification	The name was changed as "State budget allocated to NCDs and the target increased according to amendment in Program implementation agreement in 2010

Indicator Modification Form	
Date	December 2011
Project Objective	Reduced risk of premature death and disability from NCDIs
Activity	NCDI capacity building
Indicator	Local government units engaged in NCDI
Modification	Replacement of indicator
Justification	This outcome level indicator has been replaced by new indicator "Local government spending towards NCDs". The aims is to show commitment of local government towards NCDs

Indicator Modification Form	
Date	December 2011
Project Objective	Reduced risk of premature death and disability from NCDIs



MCA-M M&E Plan

Activity	NCDI prevention
Indicator	NCD prevention at schools
Modification	Replacement of indicator
Justification	This outcome level indicator has been replaced by new output indicator "Capacity of school teachers". The data will be obtained from training reports

Indicator Modification Form	
Date	December 2011
Project Objective	Reduced risk of premature death and disability from NCDIs
Activity	NCDI prevention
Indicator	Awareness of working population related to NCD prevention
Modification	Changed definition, source and target
Justification	The definition has been changed as "Percent of people who know about the harms of at least three NCD-related risk factors". Data will be obtained from „KAP of general public“ survey

Indicator Modification Form	
Date	December 2011
Project Objective	Reduced risk of premature death and disability from NCDIs
Activity	NCDI prevention
Indicator	Smoke free places
Modification	Addition of new indicator
Justification	This outcome level indicator added to evaluate IEC/BCC activities targeting reduction of second-hand smoking

Indicator Modification Form	
Date	December 2011
Project Objective	Reduced risk of premature death and disability from NCDIs
Activity	NCDI early detection
Indicator	Diagnosis of diabetes
Modification	Removed
Justification	Moved to project level ME plan

Indicator Modification Form	
Date	December 2011
Project Objective	Reduced risk of premature death and disability from NCDIs
Activity	NCDI early detection
Indicator	Diagnosis of hypertension
Modification	Removed
Justification	Moved to project level ME plan

Indicator Modification Form	
Date	December 2011
Project Objective	Reduced risk of premature death and disability from NCDIs
Activity	NCDI early detection
Indicator	Early detection of cervical cancer
Modification	Changed data source
Justification	The data will be obtained from Department of health

Indicator Modification Form	
Date	December 2011
Project Objective	Reduced risk of premature death and disability from NCDIs
Activity	NCDI early detection
Indicator	Early detection of cervical cancer (PAP)
Modification	Changed title, target group and source
Justification	The name changed to "Screening for cervical cancer". The age of target group is 30-60 according to newly approved screening strategy. Data will be obtained from STEPS

Indicator Modification Form	
-----------------------------	--



MCA-M M&E Plan

Date	December 2011
Project Objective	Reduced risk of premature death and disability from NCDIs
Activity	NCDI capacity building
Indicator	Sound services on NCD (facility)
Modification	Change in title and definition
Justification	The title of this outcome level indicator has been changed to "Sound NCD services". In definition we have added "high quality"

Indicator Modification Form	
Date	December 2011
Project Objective	Reduced risk of premature death and disability from NCDIs
Activity	NCDI prevention
Indicator	Sound services on NCD (workplace)
Modification	Removed
Justification	Removed from outcome level. In output level proposed new indicator to evaluate workplace program

Indicator Modification Form	
Date	December 2011
Project Objective	Reduced risk of premature death and disability from NCDIs
Activity	NCDI capacity building
Indicator	Capacity of health staff
Modification	Change in definition
Justification	In definition we have added "from the health project"

Indicator Modification Form	
Date	December 2011
Project Objective	Reduced risk of premature death and disability from NCDIs
Activity	NCDI capacity building/case management
Indicator	Availability of specialized care after stroke and AMI in UB
Modification	Changed in title and definition
Justification	The title changed as "Capacity built in stroke and AMI". In the definition we have added "abroad"

Indicator Modification Form	
Date	December 2011
Project Objective	Reduced risk of premature death and disability from NCDIs
Activity	NCDI prevention
Indicator	Mobilization of workplaces cooperation on NCDI prevention
Modification	Addition of new indicator
Justification	This output level indicator has been added to evaluate health promotion and health promoting workplace program

Indicator Modification Form	
Date	December 2011
Project Objective	Reduced risk of premature death and disability from NCDIs
Activity	NCDI capacity building
Indicator	Improved preparation for traffic accidents
Modification	Addition of new indicator
Justification	This output level indicator has been added in order to show project achievements on traffic injury prevention

Indicator Modification Form	
Date	December 2011
Project Objective	Reduced risk of premature death and disability from NCDIs
Activity	NCDI capacity building
Indicator	Hospitals that treat cervical cancer
Modification	Addition of new indicator
Justification	This output level indicator has been added to evaluate NCD capacity building activity



MCA-M M&E Plan

Indicator Modification Form	
Date	December 2011
Project Objective	Reduced risk of premature death and disability from NCDIs
Activity	NCDI prevention/capacity building
Indicator	Provision of health education materials
Modification	Addition of new indicator
Justification	This output level indicator has been added in order to evaluate IEC/BCC and capacity building activities. Data will be obtained from local contractor

Indicator Modification Form	
Date	December 2011
Project Objective	Reduced risk of premature death and disability from NCDIs
Activity	NCDI prevention/capacity building
Indicator	Availability of health education materials
Modification	Addition of new indicator
Justification	This output level indicator has been added in order to evaluate IEC/BCC and capacity building activities. Data will be obtained from FBIS survey

Indicator Modification Form	
Date	December 2011
Project Objective	Reduced risk of premature death and disability from NCDIs
Activity	NCDI prevention
Indicator	Recommendation on National strategy for salt reduction completed
Modification	Addition of new indicator
Justification	This milestone has been added as one of important contributions of the project in salt reduction activity

Road Project

Indicator Modification Form	
Date	December 2011
Project Objective	More efficient transport for trade and access to services
Activity	
Indicator	Vehicle operating cost saving
Modification	Change in name, detailed definition and targets
Justification	Based on MCC consultation, this indicator's definition was revised and targets were provided

Indicator Modification Form	
Date	December 2011
Project Objective	More efficient transport for trade and access to services
Activity	Outcome
Indicator	Roughness
Modification	Change in name and detailed definition
Justification	The change was based on MCC consultation

Indicator Modification Form	
Date	December 2011
Project Objective	More efficient transport for trade and access to services
Activity	Process/Outputs
Indicator	Value of signed road feasibility and design contracts
Modification	Change in targets
Justification	The change was based to reflect the current value

Indicator Modification Form	
Date	December 2011
Project Objective	More efficient transport for trade and access to services
Activity	Process/Outputs



MCA-M M&E Plan

Indicator	Value disbursed of road feasibility and design contracts
Modification	Change in name and units
Justification	The change was based on MCC consultation

Indicator Modification Form	
Date	December 2011
Project Objective	More efficient transport for trade and access to services
Activity	Process/Outputs
Indicator	Value disbursed of road construction contracts
Modification	Change in name and units
Justification	The change was based on MCC consultation

Indicator Modification Form	
Date	December 2011
Project Objective	More efficient transport for trade and access to services
Activity	Process/Outputs
Indicator	Value disbursed of road construction contracts
Modification	Change in name, units and targets
Justification	The change was based on MCC consultation and the uncertainty of UB-Nalaikh component continuation

Indicator Modification Form	
Date	December 2011
Project Objective	More efficient transport for trade and access to services
Activity	Process/Outputs
Indicator	Kilometers of roads under works contracts
Modification	Change in targets
Justification	The change was based to reflect the current amount that changed due to budget constraint

Indicator Modification Form	
Date	December 2011
Project Objective	More efficient transport for trade and access to services
Activity	Process/Outputs
Indicator	Number of workforce trained on trafficking in persons, health and safety, and HIV/AIDS
Modification	Addition of indicator
Justification	This indicator was added by the request of MCC-ESA

Indicator Modification Form	
Date	December 2011
Project Objective	More efficient transport for trade and access to services
Activity	Process/Outputs
Indicator	Kilometers of roads completed
Modification	Change in detailed definition and targets
Justification	The change was based on MCC consultation

Indicator Modification Form	
Date	December 2011
Project Objective	More efficient transport for trade and access to services
Activity	Process
Indicator	ESIA approved for UB-Nalaikh Road Segment
Modification	Change in targets
Justification	The change was made to reflect the current progress

Indicator Modification Form	
Date	December 2011
Project Objective	More efficient transport for trade and access to services
Activity	Process



MCA-M M&E Plan

Indicator	ESIA approved for UB-Nalaikh Road Segment
Modification	Change in targets
Justification	The change was made to reflect the current progress

Energy and Environment Project

Deletion of Indicators;

Indicator Modification Form	
Date	December 2011
Project Objective	To improve UB air quality
Activity	MCEEIF
Indicator	Household savings from decreased fuel cost
Modification	Deletion of the Indicator;
Justification	Due to Implementation complication it turned out not guaranteed.

Indicator Modification Form	
Date	December 2011
Project Objective	To improve UB air quality
Activity	MCEEIF
Indicator	Health costs from air pollution in Ulaanbaatar
Modification	Deletion of the Indicator;
Justification	The indicator doesn't have regular source and it requires more detailed analysis. It will be observed or measured at the evaluation stage.

Indicator Modification Form	
Date	December 2011
Project Objective	To improve UB air quality
Activity	MCEEIF
Indicator	Admissions due to respiratory related morbidity.
Modification	Deletion of the Indicator;
Justification	The indicator doesn't have reliable source and it requires special surveys and modeling analysis. It will be observed or measured at the evaluation stage.

Indicator Modification Form	
Date	December 2011
Project Objective	To improve UB air quality
Activity	MCEEIF
Indicator	Energy efficiency
Modification	Deletion of the Indicator;
Justification	The indicator is no longer the main goal of the project.

Indicator Modification Form	
Date	December 2011
Project Objective	To improve UB air quality
Activity	Wind power
Indicator	Estimated power loss
Modification	Deletion of the Indicator;
Justification	Looking at the nature of the project investment, the indicator is no longer appropriate measurement.

Indicator Modification Form	
Date	December 2011
Project Objective	To improve UB air quality
Activity	MCEEIF
Indicator	MCEEIF: Issue RFP for MCEEIF Technical Consultant
Modification	Deletion of the Indicator;
Justification	To be consistent with the Condition Precedence, the indicator was eliminated not to



	be reported as an indicator.
--	------------------------------

Replacement of Indicators;

Indicator Modification Form	
Date	December 2011
Project Objective	To improve UB air quality
Activity	MCEEIF
Indicator	MCEEIF: Reduced PM concentration
Modification	Replacement of the Indicator;
Justification	The indicator is replaced by the indicator “% Difference in PM Emissions, Homes” because top down approach is no longer appropriate measurement for the project due to implementation complication.

Indicator Modification Form	
Date	December 2011
Project Objective	To improve UB air quality
Activity	MCEEIF
Indicator	MCEEIF: Reduced PM concentration
Modification	Replacement of the Indicator;
Justification	The indicator is replaced by the indicator “Absolute Difference in PM Emissions, Homes “ because top down approach is no longer appropriate measurement for the project due to implementation complication.

Indicator Modification Form	
Date	December 2011
Project Objective	To improve UB air quality
Activity	MCEEIF
Indicator	Raw coal consumption
Modification	Replacement of the indicator
Justification	The indicator is replaced by the indicator “% Difference in Raw Coal Consumption” due to ease of interpretation.

Indicator Modification Form	
Date	December 2011
Project Objective	To improve UB air quality
Activity	MCEEIF
Indicator	Fuel cost
Modification	Replacement of the indicator
Justification	The indicator is replaced by the indicator “% Difference in median fuel costs” due to ease of interpretation.

Indicator Modification Form	
Date	December 2011
Project Objective	To improve UB air quality
Activity	Wind Power
Indicator	Capacity of wind power generation
Modification	Replacement of the indicator
Justification	The indicator is replaced by the indicator “Power dispatched from substation” due to the nature of the project investment.

Indicator Modification Form	
Date	December 2011
Project Objective	To improve UB air quality
Activity	MCEEIF
Indicator	MCEEIF: Product testing and subsidy setting process adopted
Modification	Replacement of the indicator
Justification	The indicator is replaced by the indicator “MCEEIF: Establish an independent product



	testing, certification, and subsidy setting process;” to be consistent with Condition Precedence report.
--	--

Addition of new Indicators;

Indicator Modification Form	
Date	December 2011
Project Objective	To improve UB air quality
Activity	MCEEIF
Indicator	MCEEIF: % Difference in PM Emissions from HOB sites
Modification	Addition of new Indicator
Justification	The indicator is added to present improvement at HOBs separately from implementation at households.

Indicator Modification Form	
Date	December 2011
Project Objective	To improve UB air quality
Activity	MCEEIF
Indicator	MCEEIF: % Difference Daily Household PM Emissions
Modification	Addition of new Indicator
Justification	The indicator is added to present actual improvement in relative term at the household level between homes with subsidized stoves and without subsidized stoves.

Indicator Modification Form	
Date	December 2011
Project Objective	To improve UB air quality
Activity	MCEEIF
Indicator	MCEEIF: CO Concentration in Participating Homes
Modification	Addition of new Indicator
Justification	The indicator is added to present indoor air quality that may be changed due to subsidized products, and this issue rose during the implementation.

Indicator Modification Form	
Date	December 2011
Project Objective	To improve UB air quality
Activity	MCEEIF
Indicator	MCEEIF: PM Concentration in Participating Homes
Modification	Addition of new Indicator
Justification	The indicator is added to present indoor air quality that may be changed due to subsidized products, and this issue was raised during the implementation.

Indicator Modification Form	
Date	December 2011
Project Objective	To improve UB air quality
Activity	MCEEIF
Indicator	MCEEIF: Number of HOBs sites upgraded
Modification	Addition of new Indicator
Justification	The indicator is added to present implementation progress.

Indicator Modification Form	
Date	December 2011
Project Objective	To improve UB air quality
Activity	MCEEIF
Indicator	MCEEIF: Number of households purchasing subsidized products
Modification	Addition of new Indicator
Justification	The indicator is added to present implementation progress.



MCA-M M&E Plan

Indicator Modification Form	
Date	December 2011
Project Objective	To improve UB air quality
Activity	MCEEIF
Indicator	MCEEIF: Number of female-headed households purchasing subsidized products
Modification	Addition of new Indicator
Justification	The indicator is added to present implementation progress and to answer gender related concerns.

Indicator Modification Form	
Date	December 2011
Project Objective	To improve UB air quality
Activity	MCEEIF
Indicator	MCEEIF: Subsidized stoves sold
Modification	Addition of new Indicator
Justification	The indicator is added to present implementation progress especially for stoves since subsidized stoves affect the project success more directly.

Indicator Modification Form	
Date	December 2011
Project Objective	To improve UB air quality
Activity	MCEEIF
Indicator	MCEEIF: Subsidized stoves in use
Modification	Addition of new Indicator
Justification	The indicator is added since full utilization of subsidized stoves is crucial for project result.

Indicator Modification Form	
Date	December 2011
Project Objective	To improve UB air quality
Activity	MCEEIF
Indicator	MCEEIF: Energy efficient homes sold
Modification	Addition of new Indicator
Justification	The indicator is added to present implementation progress.

Indicator Modification Form	
Date	December 2011
Project Objective	To improve UB air quality
Activity	MCEEIF
Indicator	MCEEIF: Average subsidy per household
Modification	Addition of new Indicator
Justification	The indicator is added to present the extent of benefit a single household gains from the project.

Indicator Modification Form	
Date	December 2011
Project Objective	To improve UB air quality
Activity	MCEEIF
Indicator	MCEEIF: Total subsidies spent
Modification	Addition of new Indicator
Justification	The indicator is added to present implementation progress.

Indicator Modification Form	
Date	December 2011
Project Objective	To improve UB air quality
Activity	MCEEIF
Indicator	MCEEIF: Establish a process for the evaluation and approval of additional products to be subsidized;



MCA-M M&E Plan

Modification	Addition of new Indicator
Justification	The indicator is added because there is going to be another round for product evaluation and approval process, and to be consistent with Condition Precedence report.

Indicator Modification Form	
Date	December 2011
Project Objective	To improve UB air quality
Activity	MCEEIF
Indicator	MCEEIF: Feasibility study/replacement plan/bidding documents for Initial replacement of HOBs
Modification	Addition of new Indicator
Justification	The indicator is added to be consistent with Condition Precedence report.

Indicator Modification Form	
Date	December 2011
Project Objective	To improve UB air quality
Activity	MCEEIF
Indicator	MCEEIF: Feasibility study/replacement plan/bidding documents for 2nd round of replacement of HOBs
Modification	Addition of new Indicator
Justification	The indicator is added since there is going to be another round for HOB replacement.

Indicator Modification Form	
Date	December 2011
Project Objective	To improve UB air quality
Activity	MCEEIF
Indicator	MCEEIF: Complete agreements between MCA-Mongolia and banks and/or other implementers, in support of a particular product or home to be subsidized;
Modification	Addition of new Indicator
Justification	The indicator is added to be consistent with Condition Precedence report.

Indicator Modification Form	
Date	December 2011
Project Objective	To improve UB air quality
Activity	MCEEIF
Indicator	MCEEIF: Complete a form of consumer participation agreement,
Modification	Addition of new Indicator
Justification	The indicator is added to be consistent with Condition Precedence report.

Indicator Modification Form	
Date	December 2011
Project Objective	To improve UB air quality
Activity	MCEEIF
Indicator	MCEEIF: Establish a framework environmental and social assessment and EMP
Modification	Addition of new Indicator
Justification	The indicator is added to be consistent with Condition Precedence report.

Indicator Modification Form	
Date	December 2011
Project Objective	To improve UB air quality
Activity	Wind Power
Indicator	Wind: Power Purchase Agreement between CRETN and NewCom LLC
Modification	Addition of new Indicator
Justification	The indicator is added to be consistent with Condition Precedence report.

Indicator Modification Form	
Date	December 2011
Project Objective	To improve UB air quality
Activity	Wind Power



MCA-M M&E Plan

Indicator	Wind: Environmental Management System, environmental assessment, and EMP
Modification	Addition of new Indicator
Justification	The indicator is added to be consistent with Condition Precedence report.



III. Summary of Indicator and Target Changes (2013 Revision)

TVET

Indicator Modification Form	
Date	April 2013
Project/ Activity	Technical Vocational Education and Training (TVET) Project
Indicator	Annual salary
Indicator Definition	Average annual salary of employed graduates who completed new curriculum after graduation
Modification Type	<ul style="list-style-type: none"> Change in indicator level Change in year 1 – 4 targets
Details and Justification	<ul style="list-style-type: none"> Change from objective to goal Deleted year 1 – 4 targets

Indicator Modification Form	
Date	April 2013
Project/ Activity	Technical Vocational Education and Training (TVET) Project
Indicator	Rate of employment
Indicator Definition	Employment rates of graduates who completed new curriculum after graduation
Modification Type	Change in indicator level
Details and Justification	Change from objective to goal

Indicator Modification Form	
Date	April 2013
Project/ Activity	Technical Vocational Education and Training (TVET) Project
Indicator	Information, Communication and Technology (ICT) & multimedia labs installed and upgraded
Indicator Definition	Number of information, communication and technology & multimedia labs installed and upgraded.
Modification Type	Addition of output indicator
Details and Justification	It is added to reflect project activities.

Indicator Modification Form	
Date	April 2013
Project/ Activity	Technical Vocational Education and Training (TVET) Project
Indicator	Labor Market Information System (LMIS) online web-based service established
Indicator Definition	Labor Market Information System (LMIS) online web-based service maintained under Labor Exchange Central Organization established.
Modification Type	Addition of process indicator
Details and Justification	It is added to reflect project activities.

Indicator Modification Form	
Date	April 2013
Project/ Activity	Technical Vocational Education and Training (TVET) Project, Policy reform and Competency Based Training (CBT) system implementation Activity
Indicator	Percent of Public-Private Partnership (PPP) funding contributed to Technical Vocational Education and Training (TVET) schools
Indicator Definition	Percentage of non-governmental funding out of all funding vocational education institutes receive annually through public-private partnership activities and MCA grant activities.



MCA-M M&E Plan

Modification Type	Change in indicator name from Non-governmental funding of vocational education
Details and Justification	All funding that individual vocational education institutions supported by MCA has received annually through public-private partnership activities and revenue generated by TVET schools from upgrading skills of local workforce. None of the funding made from corporations through the government, other donor organizations, etc. will be included. This indicator provides information on involvement of private entities in the vocational training without government intervention.

Indicator Modification Form	
Date	April 2013
Project/ Activity	Technical Vocational Education and Training (TVET) Project, Policy reform and Competency Based Training (CBT) system implementation Activity
Indicator	Administrative staff trained on Competency Based Training (CBT) system implementation and operation
Indicator Definition	Total number of administrative staff and private sector staff trained on CBT system implementation and operation.
Modification Type	Addition of output indicator
Details and Justification	It is added to reflect project activities

Indicator Modification Form	
Date	April 2013
Project/ Activity	Technical Vocational Education and Training (TVET) Project, Policy reform and Competency Based Training (CBT) system implementation Activity
Indicator	New skills standards of priority trades developed and approved
Indicator Definition	Total number of trades for which the new sets of skills standards are developed and approved and serves as a basis for developing CBT curricula and issuing competency certificates.
Modification Type	Addition of output indicator
Details and Justification	It is added in relation to the project activities

Indicator Modification Form	
Date	April 2013
Project/ Activity	Technical Vocational Education and Training (TVET) Project, Policy reform and Competency Based Training (CBT) system implementation Activity
Indicator	New and modern curricula developed
Indicator Definition	Number of trades for which new and modern CBT curricula developed.
Modification Type	Addition of output indicator.
Details and Justification	It is added to reflect project activities.

Indicator Modification Form	
Date	April 2013
Project/ Activity	Technical Vocational Education and Training (TVET) Project, Professional development and retraining Activity
Indicator	Certified vocational education teachers
Indicator Definition	Number of total teaching staff which has successfully completed the certification exam after receiving project training.
Modification Type	Change of target and unit
Details and Justification	The unit of measure was changed from percentage to Man/days. The training activities of the project is designed based on modules where an individual teachers can complete several modules, which leads to multiple counting. Also, calculating the percentage of teachers completing the certification training is not possible due to i) data is not available and reliable on number of teachers in system; ii) disaggregated data by trades in the system is not available; iii) the data on teachers completing certification training without multiple counting is not available.



MCA-M M&E Plan

Indicator Modification Form	
Date	April 2013
Project/ Activity	Technical Vocational Education and Training (TVET) Project, School rehabilitation Activity
Indicator	Practical training sites upgraded
Indicator Definition	Number of existing practical training sites in vocational schools that are upgraded with new technologies under the Technical Vocational Education and Training (TVET) project.
Modification Type	Change in year 4 and 5 targets
Details and Justification	<i>Change from target of 70 to 84 in year 4, and 75 to 90 in year 5</i>

Indicator Modification Form	
Date	April 2013
Project/ Activity	Technical Vocational Education and Training (TVET) Project, School rehabilitation activity
Indicator	Percent disbursed of educational facility construction, rehabilitation, and equipping contracts
Indicator Definition	The total amount of all signed construction contracts for education facility works or equipping divided by the total value of all signed contracts.
Modification Type	New indicator
Details and Justification	<i>Inclusion of common indicator</i>

Indicator Modification Form	
Date	April 2013
Project/ Activity	Technical Vocational Education and Training (TVET) Project, Labor market information system
Indicator	Career guidance counselors trained
Indicator Definition	Total number of social workers who completed the training to run the Labor Market Information System and provide career guidance counseling service.
Modification Type	Addition of output indicator
Details and Justification	It is added in relation to the project activities.

Indicator Modification Form	
Date	April 2013
Project/ Activity	Technical Vocational Education and Training (TVET) Project, Public Outreach Activities
Indicator	Public awareness of the Technical Vocational Education and Training (TVET) system
Indicator Definition	Percentage of main respondents that are aware of the Technical Vocational Education and Training (TVET) Project and the vocational school system.
Modification Type	Indicator name change
Details and Justification	<i>Indicator name change from Public awareness of TVET</i>

Indicator Modification Form	
Date	April 2013
Project/ Activity	Technical Vocational Education and Training (TVET) Project, School rehabilitation activity
Indicator	Employed graduates of MCC-supported education activities
Indicator Definition	Number of MCC-supported training program graduates employed in their field of study– as defined in the Compact's M&E Plan - within one year after graduation.
Modification Type	Deleted the indicator
Details and Justification	Data is not available.



Indicator Modification Form	
Date	April 2013
Project/ Activity	Technical Vocational Education and Training (TVET) Project, Professional development and retraining
Indicator	Percent of active teachers receiving certification training
Indicator Definition	Percent of teachers actively receiving certification training regardless of pass/fail status
Modification Type	Deleted the indicator
Details and Justification	Data is not available

Health

Indicator Modification Form	
Date	April 2013
Project/ Activity	Health Project
Indicator	Prevalence of reduced sodium intake
Indicator Definition	Mean salt level in 24 hour urine for population aged 25-64 years old
Modification Type	New definition, baseline and end of compact target
Details and Justification	Baseline changed from TBD to 11.05 and end of compact target changed from TBD to 10.55. The definition of this indicator has been changed to “Mean salt level in 24-hour urine for population aged 25-64 years old” based on the results of salt survey

Indicator Modification Form	
Date	April 2013
Project/ Activity	Health Project
Indicator	Prevalence of high blood sugar
Indicator Definition	Percent of sampled population aged 40 – 64 with measured fasting blood sugar levels above 6.1 millimoles per liter.
Modification Type	New definition, baseline and end of compact target
Details and Justification	Baseline changed from 10.4 to 8.4 and end of compact target changed from 10.0 to 8.2 In the definition of this indicator the level of glucose was specified as “fasting”, based on newly approved guidelines

Indicator Modification Form	
Date	April 2013
Project/ Activity	Health Project
Indicator	Prevalence of high blood pressure
Indicator Definition	Percent of sampled population aged 40– 64 with measured blood pressure levels above 140/90 millimeters of mercury.
Modification Type	Change in title, baseline and end of compact target
Details and Justification	The title of this indicator has changed from “Prevalence of hypertension” Baseline changed from 35.5 to 44.6 and end of compact target changed from 35.0 to 44

Indicator Modification Form	
Date	April 2013
Project/ Activity	Health Project
Indicator	Vaccinations against cervical cancer
Indicator Definition	Percent of girls aged 11-15 that receive the three Gardasil doses to prevent the human papillomavirus and thereby cervical cancer
Modification Type	Indicator name and definition change



MCA-M M&E Plan

Details and Justification	The indicator has been defined as “Percent of girls aged 11-15 that receive the three Gardasil doses to prevent the human papillomavirus and thereby cervical cancer”
---------------------------	---

Indicator Modification Form	
Date	April 2013
Project/ Activity	Health Project
Indicator	National budget allocated to non-communicable diseases
Modification Type	Change in title and baseline
Details and Justification	The title of this indicator has changed from “State budget allocated to NCDs”. Baseline changed from TBD to 345,000

Indicator Modification Form	
Date	April 2013
Project/ Activity	Health Project
Indicator	Grantees for establishing smoke free locations
Indicator Definition	Number of schools, hospitals, workplaces and businesses that receive a grant to establish smoke free locations
Modification Type	Change in title and definition
Details and Justification	The title of this indicator has changed from “smoke free places” and definition from “Number of smoke free schools, hospitals, workplaces and businesses ”

Indicator Modification Form	
Date	April 2013
Project/ Activity	Health Project
Indicator	Working population’s awareness of Non-Communicable Disease (NCD) prevention
Indicator Definition	Percent of people who know about the harms of at least three Non-Communicable Disease (NCD)-related risk factors. Risk factors include daily alcohol consumption, tobacco smoking, inadequate fruit and vegetable consumption, high salt diet, being physically inactive, being overweight or obese.
Modification Type	Indicator name change
Details and Justification	Name changed from “Awareness of working population related to NCD prevention”

Indicator Modification Form	
Date	April 2013
Project/ Activity	Health Project
Indicator	Cervical cancer cases detected early
Indicator Definition	Percent of cervical cancer cases diagnosed in the first or second stages.
Modification Type	Indicator name and target change
Details and Justification	Name changed from “Early detection of cervical cancer” Target change from 46.4 to 46.8

Indicator Modification Form	
Date	April 2013
Project/ Activity	Health Project
Indicator	Primary healthcare facilities with Non-Communicable Disease (NCD) services
Indicator Definition	Percent of primary healthcare facilities (family group practices and soum hospitals) that offer Non-Communicable Disease (NCD) services
Modification Type	Indicator name change
Details and Justification	Indicator name changed from “Sound NCD service”

Indicator Modification Form	
Date	April 2013



MCA-M M&E Plan

Project/ Activity	Health Project
Indicator	Screening for cervical cancer
Indicator Definition	Percent of Mongolian women aged 30 – 60 who have ever been examined through a Papanicolaou test (PAP) for cervical cancer
Modification Type	Change in baseline
Details and Justification	Baseline changed from 18.9 to 18.8

Indicator Modification Form	
Date	April 2013
Project/ Activity	Health Project
Indicator	Health staff trained
Indicator Definition	Number of health staff that received training in non-communicable disease and injury from the MCA project
Modification Type	Change in name
Details and Justification	Changed from “Capacity of health staff”

Indicator Modification Form	
Date	April 2013
Project/ Activity	Health Project
Indicator	School teachers trained
Indicator Definition	Number of secondary school health teachers participating in trainings on Non-Communicable Disease (NCD) prevention
Modification Type	Change in name
Details and Justification	Changed from “Capacity of school teachers”

Indicator Modification Form	
Date	April 2013
Project/ Activity	Health Project
Indicator	Staff trained on stroke response
Indicator Definition	Number of staff (doctors, nurses) in stroke and cardiac care units trained in improved approaches abroad, such as acute myocardial infarction. Health staff from two target hospitals in UB will be trained abroad for 3-6 months
Modification Type	Change in name and end of compact target
Details and Justification	Changed from “Capacity built in stroke and AMI” End of compact target changed from 20 to 15

Indicator Modification Form	
Date	April 2013
Project/ Activity	Health Project
Indicator	Amount of civil society grants
Indicator Definition	Amount of funding for grants awarded for NCDI activities. This includes but is not limited to health education, health promotion, and grants for disabled people
Modification Type	Change in title and end of compact target
Details and Justification	The title of this indicator has changed from “Civil society mobilization” End of compact target changed from 3,000,000 to 2,300,000

Indicator Modification Form	
Date	April 2013
Project/ Activity	Health Project
Indicator	Grants to workplaces for Non-Communicable Disease and Injury (NCDI) prevention
Indicator Definition	Number of completed grants on promoting health in the workplace and other



MCA-M M&E Plan

	settings. Other settings includes, but is not limited to, healthy school and healthy khoroo (administrative unit) activities.
Modification Type	Change in title, definition and end of compact target
Details and Justification	The title of this indicator has changed from “Mobilization of workplaces cooperation on NCDI prevention” and defined as “Number of completed grants on health promoting workplaces and health promoting settings.” End of compact target changed from 70 to 50

Indicator Modification Form	
Date	April 2013
Project/ Activity	Health Project
Indicator	Non-medical staff trained in response to traffic accidents
Indicator Definition	Number of non-medical staff trained on basic life support. Non-medical staff includes traffic regulation staff, emergency ambulance drivers, other drivers, fire department workers and other personnel in charge of providing first aid in traffic accident cases
Modification Type	Change in title
Details and Justification	The title of this indicator has changed to “Improved preparation for traffic accidents”

Indicator Modification Form	
Date	April 2013
Project/ Activity	Health Project
Indicator	Hospitals that treat cervical cancer
Indicator Definition	Percent of secondary level hospitals offering services on treatment of cervical cancer abnormalities (Loop electrosurgical excision procedure or LEEP, colposcopy). This measures secondary level hospitals which have trained staff, clinical guidelines and special equipment for the treatment of cervical cancer.
Modification Type	Change in title
Details and Justification	The title of this indicator has changed from “Percent of secondary level hospitals offering the services on treatment of cervical cancer abnormalities (LEEP, colposcopy)”

Indicator Modification Form	
Date	April 2013
Project/ Activity	Health Project
Indicator	Health education materials disseminated
Indicator Definition	Number of printed and distributed posters, brochures, leaflets, stickers by the health project. Only health education materials provided by the health project included here.
Modification Type	Change in indicator name
Details and Justification	The title of this indicator has changed from “Provision of health education materials”

Indicator Modification Form	
Date	April 2013
Project/ Activity	Health Project
Indicator	Facilities with health education materials available
Indicator Definition	Percent of primary healthcare (PHC) facilities which have at least two types of Non-Communicable Disease (NCD)-related health education materials [1] available. This verifies that health education materials are available at PHC facilities for the public
Modification Type	Change in indicator name
Details and Justification	The title of this indicator has changed from “Availability of health education materials”

Indicator Modification Form	
Date	April 2013



MCA-M M&E Plan

Project/ Activity	Health Project
Indicator	Productive years of workforce
Indicator Definition	Disability adjusted life-years (DALY) related to NCDs
Modification Type	Retirement of indicator
Details and Justification	This objective level indicator has been removed because data is not available.

Indicator Modification Form	
Date	April 2013
Project/ Activity	Health Project
Indicator	Traffic accident reduction
Indicator Definition	Average severity index at seven selected accident black spots in UB.
Modification Type	Retirement of indicator
Details and Justification	This objective level indicator has been removed

Indicator Modification Form	
Date	April 2013
Project/ Activity	Health Project
Indicator	Emergency response for stroke and AMI
Indicator Definition	Number of functional stroke and myocardial infarction units established or reorganized
Modification Type	Retirement of indicator
Details and Justification	This objective level indicator has been removed

Indicator Modification Form	
Date	April 2013
Project/ Activity	Health Project
Indicator	First wave of Facility-Based Impact Study (FBIS) data collection conducted
Indicator Definition	Study to identify progress of health facilities' implementation of Non-Communicable Disease (NCD) prevention and early detection measures conducted
Modification Type	Change in end of compact target
Details and Justification	The end of compact target was changed from Aug 2010 to 1-Jan-2011

Indicator Modification Form	
Date	April 2013
Project/ Activity	Health Project
Indicator	Recommendations on road safety interventions available
Indicator Definition	Study on road traffic injuries conducted and recommendations developed in consensus with relevant stakeholders.
Modification Type	Change in end of compact target
Details and Justification	The end of compact target was changed from April 2010 to 1-Mar-2010

Indicator Modification Form	
Date	April 2013
Project/ Activity	Health Project
Indicator	Curriculum for in-service and pre-service trainings completed
Indicator Definition	Curriculum for in-service and pre-service trainings completed. In service training is the training for medical doctors as part of the continuing medical education program (CME) and pre-service training is for medical students at medical university
Modification Type	Change in end of compact target



MCA-M M&E Plan

Details and Justification	The end of compact target was changed from Nov 2010 to 1-Sep-2010
---------------------------	---

Indicator Modification Form	
Date	April 2013
Project/ Activity	Health Project
Indicator	Training of trainers completed
Indicator Definition	Training of trainers completed
Modification Type	Change in end of compact target
Details and Justification	The end of compact target was changed from April 2011 to 1-Nov-2011

Indicator Modification Form	
Date	April 2013
Project/ Activity	Health Project
Indicator	Training contract awarded
Indicator Definition	Contractor which organizes training country-wide selected and contract awarded.
Modification Type	Change in end of compact target
Details and Justification	The end of compact target was changed from Oct 2010 to 1-Aug-2010

Indicator Modification Form	
Date	April 2013
Project/ Activity	Health Project
Indicator	IEC/BCC contract awarded
Indicator Definition	Behavior Change Communications and Social marketing contractor selected and contract awarded
Modification Type	Change in end of compact target
Details and Justification	The end of compact target was changed from Oct 2010 to 1-Sep-2010

Indicator Modification Form	
Date	April 2013
Project/ Activity	Health Project
Indicator	Non-Communicable Disease (NCD) screening started
Indicator Definition	Non-Communicable Disease (NCD) screening started country-wide
Modification Type	Change in end of compact target
Details and Justification	The end of compact target was changed from July 2011 to 1-Apr-2012

Roads

Indicator Modification Form	
Date	April 2013
Project/ Activity	Roads Project
Indicator	Vehicle operating cost saving (VOC)
Indicator Definition	The VOC is calculated from a composite of vehicle use cost prices (e.g., parts, wear and tear, fuel consumption, etc.) that are a function of road conditions, to obtain a cost per km to the driver. This is multiplied by traffic volume for total savings.
Modification Type	Change in end of compact target
Details and Justification	End of compact target change from 3.5 to 0. The new target is based on the earlier feasibility work updated to 2009 values, taking into account the completion of the road in 2013 and acknowledging the absence of the operation of an industrial park in Sainshand.



MCA-M M&E Plan

Indicator Modification Form	
Date	April 2013
Project/ Activity	Roads Project
Indicator	Average annual daily traffic
Indicator Definition	The average number and type of vehicles per day, averaged over different times (day and night) and over different seasons to arrive at an annualized daily average.
Modification Type	Change in indicator classification, baseline and target
Details and Justification	The indicator is now level instead of cumulative The baseline change from 625 to 160 and end of compact target changed from 1,782 to 160. The new target is based on the earlier feasibility work updated to 2009 values, taking into account the completion of the road in 2013 and acknowledging the absence of the operation of an industrial park in Sainshand. Year 5 and 6 calculations based on the Government feasibility study of 2009 (the HDM-4 workspace is not well defined for the Choir-Sainshand segment).

Indicator Modification Form	
Date	April 2013
Project/ Activity	Roads Project
Indicator	Travel Time
Indicator Definition	Total time to drive from Choir to Sainshand/35th RW Crossing (176.4km)
Modification Type	Change of baseline and end of compact target
Details and Justification	The baseline changed from 10 hours and 32 minutes to 5 hours. The end of compact target changed from 5 hours and 10 minutes to 2.2 hours. The figure reflects the earlier feasibility estimate that average speed on the segment would about double and is based on the despoled road ERR estimate.

Indicator Modification Form	
Date	April 2013
Project/ Activity	Roads Project
Indicator	Kilometers of roads under design
Indicator Definition	The length of roads in kilometers under design contracts. This includes designs for building new roads and reconstructing, rehabilitating, resurfacing or upgrading existing roads.
Modification Type	Change in target
Details and Justification	Year 2 target changed from 17 to 20

Indicator Modification Form	
Date	April 2013
Project/ Activity	Roads Project
Indicator	Percent disbursed of road feasibility and design contracts
Indicator Definition	The total amount of all signed feasibility, design, and environmental contracts, including resettlement action plans, for road investments disbursed divided by the total value of all signed contracts.
Modification Type	New indicator
Details and Justification	New common indicator

Indicator Modification Form	
Date	April 2013
Project/ Activity	Roads Project
Indicator	Value disbursed of road construction contracts
Indicator Definition	The value disbursed of all signed construction contracts for new roads or



MCA-M M&E Plan

	reconstruction, rehabilitation, resurfacing or upgrading of existing roads. This is a proxy indicator for physical completion of road works. However, since it includes industry standard advance payments and retention fees, it does not correlate perfectly with physical progress. This relates to the Choir-Sainshand segment.
Modification Type	Change in end of compact target
Details and Justification	End of compact target changed from TBD to 70.1

Indicator Modification Form	
Date	April 2013
Project/ Activity	Roads Project
Indicator	Percent disbursed of road construction contracts
Indicator Definition	The total amount of all signed construction contracts for new roads or reconstruction, rehabilitation, resurfacing or upgrading of existing roads disbursed divided by the total value of all signed contracts.
Modification Type	New indicator
Details and Justification	New common indicator

Indicator Modification Form	
Date	April 2013
Project/ Activity	Roads Project
Indicator	Workforce trained on trafficking in persons, health and safety, and HIV/AIDS and STIs
Indicator Definition	PIU conducts a one-day length training to contractor employees on trafficking in persons, health and safety, and HIV/AIDS and STIs
Modification Type	Change in end of compact target
Details and Justification	End of compact target changed from 138 to 95

Indicator Modification Form	
Date	April 2013
Project/ Activity	Roads Project
Indicator	Construction contract for Choir-Sainshand road signed
Indicator Definition	Contract for the construction of Choir-Sainshand road signed
Modification Type	Change in end of compact target
Details and Justification	End of compact target changed from 1-Jun-2010 to 15-Feb-2012

Indicator Modification Form	
Date	April 2013
Project/ Activity	Roads Project
Indicator	Design of Ulaanbataar-Nalaikh road segment submitted to Ministry of Roads and Transport
Indicator Definition	The design for the UB-Nalaikh road segment developed and handed over to the Ministry of Roads and Transport
Modification Type	Change in end of compact target
Details and Justification	End of compact target changed from TBD to 28-Sept-2012

Energy and Environment Project

Indicator Modification Form	
Date	April 2013
Project/ Activity	Energy and Environment Project
Indicator	Power dispatched from substation
Indicator Definition	Power dispatched from the MCC-funded substation to the National Dispatch Center.



MCA-M M&E Plan

Modification Type	Change in end of compact target
Details and Justification	End of compact target changed from 116,000,000 to 112,000,000

Indicator Modification Form	
Date	April 2013
Project/ Activity	Energy and Environment Project
Indicator	Wind: Power Purchase Agreement between CRETN and NewCom LLC
Indicator Definition	Restated and Amended Power Purchase Agreement between CRETN and NewCom LLC. Available power from the wind farm will be purchased on a take or pay or equivalent basis, as outlined in the power purchase agreement for the wind farm.
Modification Type	Change in end of compact target
Details and Justification	End of compact target changed from 1-Apr-12 to 6-Dec-2010

Indicator Modification Form	
Date	April 2013
Project/ Activity	Energy and Environment Project
Indicator	Wind: Government of Mongolia (GoM) establishes tariff increase plan
Indicator Definition	GoM establishes a plan for increasing electricity tariffs that will eliminate the need for subsidies by 2015, including an initial increase to take place at the time the power purchase agreement for the wind farm begins and a second increase the following year.
Modification Type	Change in end of compact target
Details and Justification	End of compact target changed from 1-Oct-2012 to 1-Jun-2012

Indicator Modification Form	
Date	April 2013
Project/ Activity	Energy and Environment Project
Indicator	Average Subsidy per Household
Modification Type	Indicator deleted
Details and Justification	Since household specific data is not available, this indicator is no longer feasible.

Indicator Modification Form	
Date	April 2013
Project/ Activity	Energy and Environment Project
Indicator	Percent difference in household PM2.5 emissions
Indicator Definition	Average household PM2.5 emissions in project vs non-project households during the heating season of October thru March. Emissions will be collected during the night.
Modification Type	Change in indicator name and end of compact target
Details and Justification	Indicator name changed from "Percent difference Daily Household PM Emissions" to "Percent difference in household PM2.5 emissions" End of compact target changed from 15 to 86

Indicator Modification Form	
Date	April 2013
Project/ Activity	Energy and Environment Project
Indicator	Percent reduction in median fuel costs
Indicator Definition	This indicator will measure the difference in median fuel costs between households with project stoves and households without project stoves.
Modification Type	Change in indicator name
Details and Justification	Indicator name changed from "Percent difference in median fuel costs" to "Percent reduction in median fuel costs"



MCA-M M&E Plan

Indicator Modification Form	
Date	April 2013
Project/ Activity	Energy and Environment Project
Indicator	Consumers purchasing subsidized products
Indicator Definition	Total number of consumers purchasing a MCEEIF subsidized product. This includes energy- efficient stoves (up to four types), ger insulation (typically two layers), vestibules and energy efficient homes in the ger areas of Ulaanbataar.
Modification Type	Change in indicator name and year 3 target
Details and Justification	Indicator name changed from “Number of households purchasing subsidized products” to “Consumers purchasing subsidized products” because household specific data is not available. Year 3 target changed from 2,660 to 0

Indicator Modification Form	
Date	April 2013
Project/ Activity	Energy and Environment Project
Indicator	Female consumers purchasing subsidized products
Indicator Definition	Total number of consumers purchasing a MCEEIF subsidized product. This includes energy- efficient stoves (up to four types), ger insulation (typically two layers), vestibules and energy efficient homes in the ger areas of Ulaanbataar.
Modification Type	Change in indicator name
Details and Justification	Indicator name changed from “Number of female-headed households purchasing subsidized products” to “Female consumers purchasing subsidized products”

Indicator Modification Form	
Date	April 2013
Project/ Activity	Energy and Environment Project
Indicator	Subsidized stoves in participating homes
Indicator Definition	Number of participating households that continue to have the MCEEIF stove. This will be a sample-based indicator and not the full population of participating households.
Modification Type	Change in indicator name.
Details and Justification	Indicator name changed from “subsidized stoves in use” to “Subsidized stoves in participating homes”

Indicator Modification Form	
Date	April 2013
Project/ Activity	Energy and Environment Project
Indicator	Total subsidies provided
Indicator Definition	Total subsidy spent across all households purchasing any product subsidized by MCEIFF. This excludes administrative costs and HOB subsidies which are counted elsewhere.
Modification Type	Change in name, definition and year 3 target
Details and Justification	Indicator name changed from “Total subsidies spent” to “Total subsidies provided” Definition changed from “Total subsidy spent across all households purchasing any product subsidized by MCEIFF” to “Total subsidy spent across all households purchasing any product subsidized by MCEIFF. This excludes administrative costs and HOB subsidies which are counted elsewhere” Year 3 target changed from \$1,268,252 to 0

Indicator Modification Form	
Date	April 2013
Project/ Activity	Energy and Environment Project



Indicator	Amount of greening grants awarded
Indicator Definition	Total financial support for greening grants.
Modification Type	New Indicator
Details and Justification	There are currently no indicators tracking the grants.

Indicator Modification Form	
Date	April 2013
Project/ Activity	Energy and Environment Project
Indicator	Number of greening grants awarded
Indicator Definition	Total number of greening grants awarded.
Modification Type	New Indicator
Details and Justification	There are currently no indicators tracking the grants.

Property Rights Project – Peri-Urban Land Leasing Activity

Indicator Modification Form	
Date	April 2013
Project/ Activity	Property Rights Project – Peri-Urban Land Leasing Activity
Indicator	Net earned income of herder households in treatment versus control areas of Darkhan, Erdenet and Ulaanbataar and Choibalsan and Kharkhorin
Indicator Definition	Net earned income of participating project herder households including agricultural net income, wages, and other business profits (excludes government transfers and unearned income). This indicator will be measured in the 3 central areas, which were the original scope of the project, as well as the 2 expansion areas.
Modification Type	New disaggregations and related revisions to baselines and targets
Details and Justification	<p>New disaggregations below with associated explanations, baseline and target changes.</p> <ul style="list-style-type: none"> “Net earned income of herder households in Darkhan, Erdenet and Ulaanbataar (semi-intensive)”: further disaggregation of previous indicator “Net earned income of herder households in Darkhan, Erdenet and UB” “Net earned income of herder households in Darkhan, Erdenet and Ulaanbataar (intensive)”: further disaggregation of previous indicator “Net earned income of herder households in Darkhan, Erdenet and UB” “Net earned income of female-headed herder households in Darkhan, Erdenet and Ulaanbataar”: New disaggregation “Net earned income of herder households in Choibalsan and Kharkhorin”: Baseline changed from TBD to 2,617.27, which was taken in year 4 of compact (year 4 target). Change based on baseline survey from independent evaluator. “Net earned income of female-headed herder households in Choibalsan and Kharkhorin”: New disaggregation

Indicator Modification Form	
Date	April 2013
Project/ Activity	Property Rights Project – Peri-Urban Land Leasing Activity
Indicator	Herd mortality rate
Indicator Definition	Herd mortality rate (natural causes and sickness-related deaths) of project herder groups in 5 project areas.
Modification Type	New disaggregations, units, classifications, baselines and targets
Details and Justification	<p>Old disaggregations:</p> <ul style="list-style-type: none"> Percent reduction in mortality rate of cattle in treatment versus comparison/control group, intensive farms Percent reduction in mortality rate of cattle in treatment versus comparison/control group, semi-intensive farms



MCA-M M&E Plan

	<ul style="list-style-type: none"> Percent reduction in mortality rate of sheep in treatment versus comparison/control group, semi-intensive farms <p>New disaggregations below are due to incorporating Phase 2 (following project expansion into Choibalsan and Kharkhorin), very few intensive herders, and new data source-National Statistics Office (NSO), rather than as previously through MCA Peri-Urban Rangeland Leasing survey (PURLS), which didn't allow for collection of data on comparison groups:</p> <ul style="list-style-type: none"> "Herd mortality rate of project treatment groups, Phase I (cattle)" "Herd mortality rate of project treatment groups, Phase II (cattle)" "Herd mortality rate of project treatment groups, Phase I (sheep)" "Herd mortality rate of project treatment groups, Phase II (sheep)"
--	---

Indicator Modification Form	
Date	April 2013
Project/ Activity	Property Rights Project – Peri-Urban Land Leasing Activity
Indicator	Milk per cow
Indicator Definition	Annual average milk production per cow.
Modification Type	New disaggregations, baselines, targets.
Details and Justification	<p>Old disaggregations:</p> <ul style="list-style-type: none"> Liters of milk per cow, intensive farms Liters of milk per cow, semi-intensive farms <p>New disaggregations below due to adding in Phase 2 areas-Choibalsan and Kharkhorin after project expansion.</p> <ul style="list-style-type: none"> Milk per cow in Ulaanbataar, Darkhan, Erdenet (intensive) Milk per cow in Ulaanbataar, Darkhan, Erdenet (semi-intensive) Milk per cow in Choibalsan and Kharkhorin (intensive) Milk per cow in Choibalsan and Kharkhorin (semi-intensive)

Indicator Modification Form	
Date	April 2013
Project/ Activity	Property Rights Project – Peri-Urban Land Leasing Activity
Indicator	Project herder groups limiting their livestock population to the carrying capacity of their leases
Indicator Definition	Percentage of herder groups with leases having no more than the maximum number of sheep units of livestock per 100 ha (carrying capacity of land) as specified in their leases.
Modification Type	New disaggregations, units, classifications, baselines, targets.
Details and Justification	<p>Old disaggregations:</p> <ul style="list-style-type: none"> Number of herder groups limiting their livestock population to the carrying capacity of their leases on intensive farms in 3 central aimags Number of herder groups limiting their livestock population to the carrying capacity of their leases on semi-intensive farms <p>New disaggregation names are below. Indicators units are now percentage rather than number. Classification is no cumulative rather than level:</p> <ul style="list-style-type: none"> "Project herder groups limiting their livestock population to the carrying capacity of their leases on farms in 3 central aimags (Ulaanbataar, Darkhan and Erdenet)". Baseline changed from 0 to 40, year 3 target from 33 to 40, year 4 target from 39 to 66, year 5 target from 44 to 100. "Project herder groups limiting their livestock population to the carrying capacity of their leases on farms in expansion area aimags (Choibalsan and Kharkhorin)". Baseline changed from 0 to 22, year 3 target from 234 to " ", year 4 target from 275 to 22, year 5 target from 315 to 100.



MCA-M M&E Plan

Indicator Modification Form	
Date	April 2013
Project/ Activity	Property Rights Project – Peri-Urban Land Leasing Activity
Indicator	Project herder groups adopting hay making requirement/capacity
Indicator Definition	Percentage of herder groups with leases having hay and silage stored at beginning of winter season equivalent to at least 30 days of herd requirement or have a purchase order to complete delivery of this amount.
Modification Type	New Indicator disaggregations/names, baselines, targets
Details and Justification	<p>Disaggregations incorporate Phase 2 areas (Choibalsan and Kharkhorin) after project expansion.</p> <p>Old disaggregations:</p> <ul style="list-style-type: none"> • Number of herder groups adopting hay making requirement/capacity for intensive farms • Number of herder groups adopting hay making requirements/capacity for semi-intensive farms <p>New disaggregation names are below. Indicators units are now percentage rather than number:</p> <ul style="list-style-type: none"> • “Project herder groups adopting hay making requirement /capacity for farms in Ulaanbataar, Darkhan, Erdenet”. • “Project herder groups adopting hay making requirement /capacity for farms in Choibalsan, Kharkhorin”.

Indicator Modification Form	
Date	April 2013
Project/ Activity	Property Rights Project – Peri-Urban Land Leasing Activity
Indicator	Management effect, standing biomass
Indicator Definition	Average air-dry weight (in kg/ha) of total standing biomass of uncaged areas in Choibalsan and Kharkhorin project sites.
Modification Type	New Indicator disaggregations and targets
Details and Justification	<p>Disaggregations to allow for understanding of results in both Phase 1 and Phase 2 areas.</p> <p>Old disaggregations:</p> <ul style="list-style-type: none"> • Management effect, summer standing biomass • Management effect, winter standing biomass <p>New disaggregations:</p> <ul style="list-style-type: none"> • Management effect, summer standing biomass in Ulaanbataar, Darkhan, Erdenet • Management effect, summer standing biomass in Choibalsan and Kharkhorin • Management effect, winter standing biomass in Ulaanbataar, Darkhan, Erdenet • Management effect, winter standing biomass in Choibalsan and Kharkhorin

Indicator Modification Form	
Date	April 2013
Project/ Activity	Property Rights Project – Peri-Urban Land Leasing Activity
Indicator	Weight gain (cattle)
Indicator Definition	Average live weight gain across male cattle of twelve to eighteen months of age.
Modification Type	Indicator retired
Details and Justification	Indicator retired after discussion with MCC. Evaluation was too costly to obtain information.



MCA-M M&E Plan

Indicator Modification Form	
Date	April 2013
Project/ Activity	Property Rights Project – Peri-Urban Land Leasing Activity
Indicator	Weight gain (sheep)
Indicator Definition	Average live weight gain across male sheep of twelve to eighteen months of age.
Modification Type	Indicator retired
Details and Justification	Indicator retired after discussion with MCC. Evaluation was too costly to obtain information.

Indicator Modification Form	
Date	April 2013
Project/ Activity	Property Rights Project – Peri-Urban Land Leasing Activity
Indicator	Leases awarded
Indicator Definition	This indicator tracks the number of leases signed with herder groups. For Gender disaggregation, the indicator tracks the number of leases for which at least one woman was listed on the lease.
Modification Type	New disaggregations and targets
Details and Justification	<p>Old disaggregations:</p> <ul style="list-style-type: none"> Leases awarded Leases awarded (female) <p>New disaggregations and respective target changes to incorporate intensive/semi-intensive, new Phase 2(expansion areas):</p> <ul style="list-style-type: none"> Leases awarded: year 3 target changed from 234 to 300 to incorporate Phase 2 areas following Project expansion. Leases awarded (intensive): new disaggregation Leases awarded (semi-intensive): new disaggregation Leases awarded (main areas): new disaggregation Leases awarded (expansion areas): new disaggregation Leases awarded (female): year 3 target changed from 19 to “”, year 4 target changed from 42 to “”. Targets were removed as there were no targets set by the project for number of females. This was just a monitoring indicator.

Indicator Modification Form	
Date	April 2013
Project/ Activity	Property Rights Project – Peri-Urban Land Leasing Activity
Indicator	Household land rights formalized
Indicator Definition	The number of households receiving formal recognition of ownership and/or use rights through certificates, titles, leases, or other recorded documentation by government institutions or traditional authorities at national or local levels.
Modification Type	New disaggregations and targets
Details and Justification	<p>Old disaggregation:</p> <ul style="list-style-type: none"> Household land rights formalized <p>New disaggregations to account for project expansion areas and incorporating gender disaggregation to align with common indicators:</p> <ul style="list-style-type: none"> Household land rights formalized: year 3 target changed from 1,324 to 1,134, year 4 target from 1,324 to 1,758, year 5 from 1,324 to 1,758 to account for project expansion (increase number of leases) Household land rights formalized (female-only and joint): new disaggregation Household land rights formalized (male-only): new disaggregation

Indicator Modification Form	
-----------------------------	--



MCA-M M&E Plan

Date	April 2013
Project/ Activity	Property Rights Project – Peri-Urban Land Leasing Activity
Indicator	Wells completed
Indicator Definition	Number of wells completed and accepted by MCA-Mongolia on land leases. Well certificate that is issued after the completion of the well and is signed by the soum official is the threshold of MCA-M acceptance.
Modification Type	New targets
Details and Justification	Year 3 target changed from 82 to 270, year 4 from 164 to 420, year 5 from 399 to 420. This was largely due to incorporating Phase 2 areas after project expansion and the new target based on number of wells required by participating project beneficiaries/lease holders.

Indicator Modification Form	
Date	April 2013
Project/ Activity	Property Rights Project – Peri-Urban Land Leasing Activity
Indicator	Stakeholders trained
Indicator Definition	The number of public officials, traditional authorities, project beneficiaries and representatives of the private sector, receiving formal on-the-job land training or technical assistance regarding registration, surveying, conflict resolution, land allocation, land use planning, land legislation, land management or new technologies.
Modification Type	New disaggregations
Details and Justification	<p>Old disaggregations:</p> <ul style="list-style-type: none"> Stakeholders Trained Stakeholders Trained (female) <p>New disaggregations:</p> <ul style="list-style-type: none"> Stakeholders trained (Herders): new name for “Stakeholders Trained” Stakeholders trained (Herders-female): new disaggregation Stakeholders trained (State officials): new disaggregation Stakeholders trained (State officials-female): new disaggregation <p>This result was made after discussion with PIU to separate herder vs. officials trained. Overall target revised to assume at least one representative trained per herder household as per contractor requirement and a percentage of additional herders trained that represent when a second person in the household was trained.</p>

Indicator Modification Form	
Date	April 2013
Project/ Activity	Property Rights Project – Peri-Urban Land Leasing Activity
Indicator	Repayment rate by the leaseholders
Indicator Definition	Percentage of payments collected from herder groups on time (disaggregated by peri-urban area and intensive/semi-intensive). Field Specialists track the progress through local development funds, to which the repayments are made
Modification Type	Change in targets
Details and Justification	Year 4 target changed from 80 to 0, year 5 target changed from 85 to 80. Changes made due to project implementation delays.

Indicator Modification Form	
Date	April 2013
Project/ Activity	Property Rights Project – Peri-Urban Land Leasing Activity
Indicator	Repayment rate by the leaseholders (Female)
Indicator Definition	Percentage of payments collected from female-headed herder groups on time (disaggregated by peri-urban area and intensive/semi-intensive)
Modification Type	Indicator retired



MCA-M M&E Plan

Details and Justification	Indicator retired as overall repayments tracked by above indicator and no need for gender disaggregation.
---------------------------	---

Indicator Modification Form	
Date	April 2013
Project/ Activity	Property Rights Project – Peri-Urban Land Leasing Activity
Indicator	Training carried out
Indicator Definition	Training of herder groups and local government officials on rangeland management, livestock management, business and marketing, and other topic carried out by the training contractor
Modification Type	Indicator retired
Details and Justification	Deleted since it is duplicate and not applicable.

Indicator Modification Form	
Date	April 2013
Project/ Activity	Property Rights Project – Peri-Urban Land Leasing Activity
Indicator	Wells constructed in Ulaanbaatar, Darkhan, Erdenet, Choibalsan and Kharkhorin
Indicator Definition	MCA-Mongolia accepts delivery of wells constructed by its contractors
Modification Type	Indicator retired
Details and Justification	Deleted because it's a repeat indicator of "Wells completed"

Property Rights Project – Improvement of Land Privatization and Registration System Activity & Privatization & Registration of Ger Area Land Plots Activity

Indicator Modification Form	
Date	April 2013
Project/ Activity	Property Rights Project – Improvement of Land Privatization and Registration System Activity & Privatization & Registration of Ger Area Land Plots Activity
Indicator	Immovable property value (per square meter) of hashaa plots in Ulaanbataar, Darkhan and Erdenet project areas
Indicator Definition	Average reported monetary value of hashaa plot per square meter in project areas. Baseline reflects households living in project areas which have not fully registered their hashaa. Follow-up reflects households living on parcels in project areas which received title. Respondents are asked the value of their hashaa plot and the enumerator records the number of meters that the hashaa plot covers.
Modification Type	New names, disaggregation names, baselines and targets
Details and Justification	<p>Definition changed from "Average sales price of hashaa plot per square meter in UB and in target communities outside of UB"</p> <p>Disaggregations and baselines changed to incorporate how land values were captured in the baseline survey of the independent evaluator.</p> <p>Old disaggregations:</p> <ul style="list-style-type: none"> • Immovable property value of hashaa plots in UB • Immovable property value of hashaa plots outside UB <p>New disaggregations:</p> <ul style="list-style-type: none"> • Immovable property value (per square meter) of hashaa plots in Ulaanbataar project areas: baseline changed from 7.28 to 27.63, year 1 target changed from 7.28 to "", year 2 from 7.28 to "", year 3 from 7.4 to "", year 4 from 7.71 to 27.63, year 5 from 8.23 to "" • Immovable property value (per square meter) of hashaa plots in Darkhan and Erdenet project areas: baseline change from 2.44 to 5.82, year 1 target from 2.44 to "", year 2 from 2.44 to "", year 3 from 2.5 to "", year 4 from 2.56 to 5.82, year 5 from 2.62 to "".

Indicator Modification Form



MCA-M M&E Plan

Date	April 2013
Project/ Activity	Property Rights Project – Improvement of Land Privatization and Registration System Activity & Privatization & Registration of Ger Area Land Plots Activity
Indicator	Households accessing bank credit
Indicator Definition	Number of hashaa plot owners in Ulaanbaatar who are using their hashaa plot as collateral
Modification Type	Indicator retired
Details and Justification	Captured by new indicators below which focus on 1) percentage of project households surveyed accessing bank credit (not all UB); and 2) captures total households using their plot or parcel as collateral.

Indicator Modification Form	
Date	April 2013
Project/ Activity	Property Rights Project – Improvement of Land Privatization and Registration System Activity & Privatization & Registration of Ger Area Land Plots Activity
Indicator	Percentage of project households accessing bank credit in Ulaanbataar, Darkhan and Erdenet
Indicator Definition	Percentage of surveyed households in project areas who are accessing bank credit. Baseline reflects households living in project areas which have not fully registered their hashaa. Follow-up reflects households living on parcels in project areas which received title.
Modification Type	New indicator
Details and Justification	Replaces old indicator above.

Indicator Modification Form	
Date	April 2013
Project/ Activity	Property Rights Project – Improvement of Land Privatization and Registration System Activity & Privatization & Registration of Ger Area Land Plots Activity
Indicator	Percentage of project households accessing bank credit which are using their hashaa plot or property as collateral in bank loan in Ulaanbataar, Darkhan and Erdenet
Indicator Definition	Percentage of surveyed households in project areas who are accessing bank loans and using their hashaa plot or property as collateral in bank loan. Baseline reflects households living in project areas which have not fully registered their hashaa. Follow-up reflects households living in project areas which received title.
Modification Type	New indicator
Details and Justification	Replaces old indicator above.

Indicator Modification Form	
Date	April 2013
Project/ Activity	Property Rights Project – Improvement of Land Privatization and Registration System Activity & Privatization & Registration of Ger Area Land Plots Activity
Indicator	Time for property transactions (first-time)
Indicator Definition	Change in the average number of days for an individual or company to conduct a property transaction within the formal system
Modification Type	Indicator retired
Details and Justification	This indicator has been replaced by 2 new indicators “Official time prescribed for property transactions” and “Percentage change in time for property transactions” which tracks actual time to conduct a property transaction. Both are tracked as outcome indicators.

Indicator Modification Form	
Date	April 2013
Project/ Activity	Property Rights Project – Improvement of Land Privatization and Registration System Activity & Privatization & Registration of Ger Area Land Plots Activity
Indicator	Informal time for property transactions (sales)



MCA-M M&E Plan

Indicator Definition	Change in the average number of days for an individual or company to conduct a property transaction through the formal system
Modification Type	Indicator retired
Details and Justification	This indicator has been replaced by common indicator “Percentage change in time for property transactions” and going to be tracked as an outcome indicator.

Indicator Modification Form	
Date	April 2013
Project/ Activity	Property Rights Project – Improvement of Land Privatization and Registration System Activity & Privatization & Registration of Ger Area Land Plots Activity
Indicator	Official time prescribed for property transactions (first-time)
Indicator Definition	The prescribed number of calendar days for an individual or company to conduct a first-time property registration of a hashaa plot or a property. This starts from applying for land, mapping the parcel, a possession certificate, governor’s decision/approval, notarized supporting documents and a title from GASR.
Modification Type	New indicator
Details and Justification	This indicator has replaced “Time for property transactions” along with “official time prescribed for property transactions (sales)”. Data source will be Law on Land Allocation to Mongolia Citizens; Regulations from ALACGAC; Regulation by Ministry of Justice on Notaries and Notary Fees, and Property Registration Law by GASR. Data collection frequency will be baseline (2008), 2013 and follow up (2016). Disaggregation is by residential and Commercial: UB, Darkhan and Erdenet. Units are number of days.

Indicator Modification Form	
Date	April 2013
Project/ Activity	Property Rights Project – Improvement of Land Privatization and Registration System Activity & Privatization & Registration of Ger Area Land Plots Activity
Indicator	Official time prescribed for property transactions (sales)
Indicator Definition	The prescribed number of calendar days for an individual or company to conduct a sales of registered land with no boundary changes.
Modification Type	New indicator
Details and Justification	This indicator has replaced “Time for property transactions” along with “official time prescribed for property transactions (first-time)”.

Indicator Modification Form	
Date	April 2013
Project/ Activity	Property Rights Project – Improvement of Land Privatization and Registration System Activity & Privatization & Registration of Ger Area Land Plots Activity
Indicator	Official cost prescribed for property transactions (first time)
Indicator Definition	Change in the average out of pocket cost for an individual or company to conduct a property transaction within the formal system
Modification Type	Indicator name, definition and classification
Details and Justification	This indicator has replaced “Cost for property transactions (first-time)*” and is an outcome indicator of the project (not outputs, which are the project-supported legislative and regulatory reforms). Name changed to clarify that the indicator represents prescribed costs by the government.

Indicator Modification Form	
Date	April 2013
Project/ Activity	Property Rights Project – Improvement of Land Privatization and Registration System Activity & Privatization & Registration of Ger Area Land Plots Activity
Indicator	Official cost prescribed for property transactions (sales)
Indicator Definition	The prescribed fees for an individual to conduct a sales of registered land with no boundary changes.



MCA-M M&E Plan

Modification Type	Indicator modified because the project is not tracking informal costs
Details and Justification	Old indicator "Informal cost for property transactions (sales)". Old definition "Change in the average out of pocket cost for an individual or company to conduct a property transaction through the formal system"

Indicator Modification Form	
Date	April 2013
Project/ Activity	Property Rights Project – Improvement of Land Privatization and Registration System Activity & Privatization & Registration of Ger Area Land Plots Activity
Indicator	Official cost prescribed for property transactions (first-time)
Indicator Definition	The prescribed fees for an individual to conduct a first-time registration of hashaa plot. First time registration includes a possession certificate, governor's decision, supporting notarized documents and a title from GASR.
Modification Type	New indicator
Details and Justification	This indicator replaced "Cost for property transactions (first-time)*" Data source will be Law on Land Allocation to Mongolia Citizens; Regulations from ALACGAC; Regulation by Ministry of Justice on Notaries and Notary Fees, and Property Registration Law by GASR. Data collection frequency will be baseline (2008), 2013 and follow up (2016). Disaggregation is by first time and sales: UB, Darkhan and Erdenet. Unit is number.

Indicator Modification Form	
Date	April 2013
Project/ Activity	Property Rights Project – Improvement of Land Privatization and Registration System Activity & Privatization & Registration of Ger Area Land Plots Activity
Indicator	Percentage Change in time for property transactions
Indicator Definition	The average percentage change in the number of calendar days for an individual or company to conduct a property transaction within formal system.
Modification Type	New common indicator.
Details and Justification	This indicator has replaced "Informal time for property transactions (sales)". The indicator will cover both sales and first-time transactions". Data source will be Urban Registry System Process Study. Data collection frequency will be baseline (2013) and follow up (2014). Disaggregation is by first time registration and transfers: residential and commercial. Units are number of days.

Indicator Modification Form	
Date	April 2013
Project/ Activity	Property Rights Project – Improvement of Land Privatization and Registration System Activity & Privatization & Registration of Ger Area Land Plots Activity
Indicator	Property transactions in Ulaanbaatar, Darkhan and Erdenet
Indicator Definition	Total number of new land transactions (sales, gifts, inheritance) registered in Ulaanbaatar and two of the regional centers (Darkhan and Erdenet) each year in the formal system at GASR
Modification Type	Indicator name, definition and disaggregations modified
Details and Justification	Old indicator name was "Number of property transactions". Old definition was "Total number of property transactions (sales, gifts, inheritance) registered in the formal system at GASR".

Indicator Modification Form	
Date	April 2013
Project/ Activity	Property Rights Project – Improvement of Land Privatization and Registration System Activity & Privatization & Registration of Ger Area Land Plots Activity



MCA-M M&E Plan

Indicator	Number of mortgage transactions
Indicator Definition	Total number of mortgages registered in the formal system (GASR)
Modification Type	Indicator retired
Details and Justification	This indicator is tracked now by “New loan transactions registered in Ulaanbataar, Darkhan and Erdenet”. Interest is in all new loans using land as collateral and not only mortgages in existence.

Indicator Modification Form	
Date	April 2013
Project/ Activity	Property Rights Project – Improvement of Land Privatization and Registration System Activity & Privatization & Registration of Ger Area Land Plots Activity
Indicator	New loans transactions registered in Ulaanbataar, Darkhan and Erdenet
Indicator Definition	Total number of new loans registered each year in the formal system (GASR) for UB, Darkhan and Erdenet that use land as collateral.
Modification Type	New indicator
Details and Justification	This indicator replaces “Total number of mortgages registered in the formal system (GASR)”.

Indicator Modification Form	
Date	April 2013
Project/ Activity	Property Rights Project – Improvement of Land Privatization and Registration System Activity & Privatization & Registration of Ger Area Land Plots Activity
Indicator	Value of new loans transactions registered in Ulaanbataar, Darkhan and Erdenet
Indicator Definition	The value of total number of new loans using land as collateral registered each year in the formal system (GASR) in UB, Darkhan and Erdenet. Mortgages will be defines as mortgages on privatized land in the formal system at GASR.
Modification Type	New indicator
Details and Justification	This outcome level indicator has been added to provide value of total number of new loans using land as collateral registered each year in the formal system. Data source will be GASR and frequency of data collection is annually, starting year 2.

Indicator Modification Form	
Date	April 2013
Project/ Activity	Property Rights Project – Improvement of Land Privatization and Registration System Activity & Privatization & Registration of Ger Area Land Plots Activity
Indicator	Change in perception of tenure
Indicator Definition	Percentage of surveyed households in project areas who responded that they feel secure from expropriation. Baseline reflects households living in project areas which have not fully registered their hashaa. Follow-up reflects households living on parcels in project areas which received title.
Modification Type	New indicator
Details and Justification	This indicator was added as tenure is a key benefit stream in project logic model.

Indicator Modification Form	
Date	April 2013
Project/ Activity	Property Rights Project – Improvement of Land Privatization and Registration System Activity & Privatization & Registration of Ger Area Land Plots Activity
Indicator	Change in land conflicts on parcel
Indicator Definition	Percentage of surveyed households in project areas who experienced disputes over land. Baseline reflects households living in project areas which have not fully registered their hashaa and have had a land dispute since 2003. Follow-up reflects households living on parcels in project areas which received title and experienced a conflict since receiving title.



MCA-M M&E Plan

Modification Type	New indicator
Details and Justification	This indicator was added as decrease in conflict is a key benefit stream in project logic model.

Indicator Modification Form	
Date	April 2013
Project/ Activity	Property Rights Project – Improvement of Land Privatization and Registration System Activity & Privatization & Registration of Ger Area Land Plots Activity
Indicator	Household land rights formalized
Indicator Definition	Number of households receiving formal recognition of ownership and/or use rights through certificate, titles, leases or other recorded documentation by government institutions or traditional authorities at national or local levels.
Modification Type	New target
Details and Justification	Year 4 target changed from 38,172 to 38,142 based on updating to incorporate that each household can own more than one parcel.

Indicator Modification Form	
Date	April 2013
Project/ Activity	Property Rights Project – Improvement of Land Privatization and Registration System Activity & Privatization & Registration of Ger Area Land Plots Activity
Indicator	Stakeholders trained
Indicator Definition	Number of public officials, traditional authorities, project beneficiaries and representatives of the private sector, receiving formal on-the-job land training or technical assistance regarding registration, surveying, conflict resolution, land allocation, land use planning, land legislation, land management or new technologies. (This indicator counts unique individual stakeholders trained in at least one day-long session)
Modification Type	New target
Details and Justification	Year 1 target changed from 9 to 0 as training was not expected to start until year 2.

Indicator Modification Form	
Date	April 2013
Project/ Activity	Property Rights Project – Improvement of Land Privatization and Registration System Activity & Privatization & Registration of Ger Area Land Plots Activity
Indicator	Land administration offices established or upgraded
Indicator Definition	The number of land administration and service offices or other related facilities that the project physically establishes or upgrades.
Modification Type	New baseline and targets
Details and Justification	Baseline change from 11 to 0, year 3 target changed from 2 to 9, year 4 from 6 to 11, year 5 from 11 to 13. This reflects that no offices prior were established with project funds. Some offices existed prior to the project but not that “the project physically establishes or upgrades”.